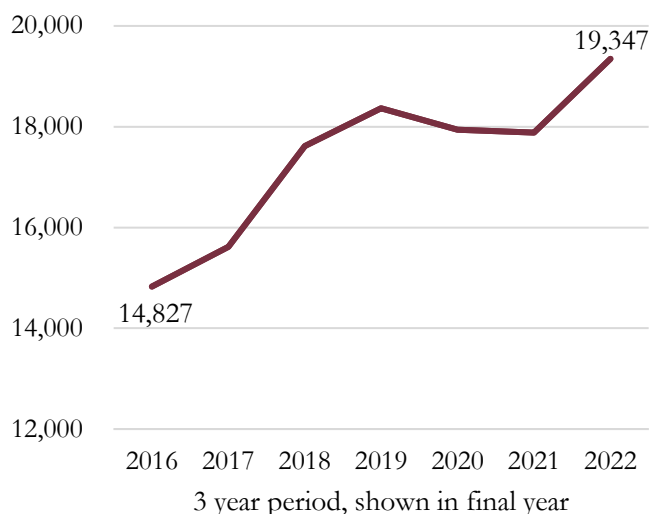


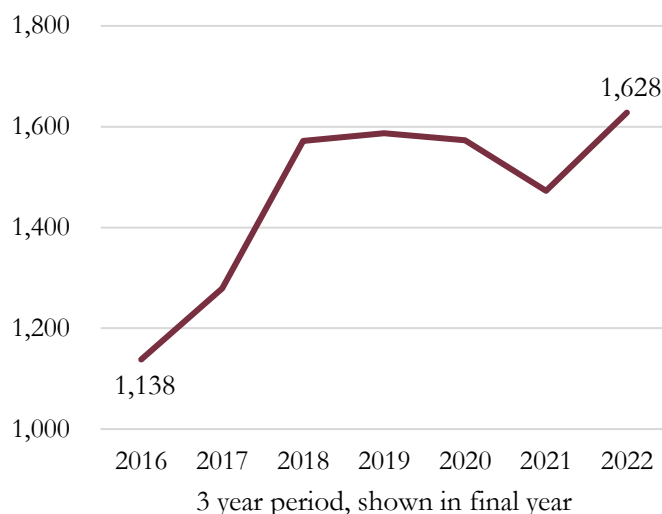
Faculty Research Productivity

Each year Florida State University submits a roster of faculty involved in research to Academic Analytics to process the statistics contained in this report. Academic Analytics compiles data on scholar research productivity at the individual and academic unit levels. The statistics follow the faculty member; actual numbers may vary based on faculty university transitions.

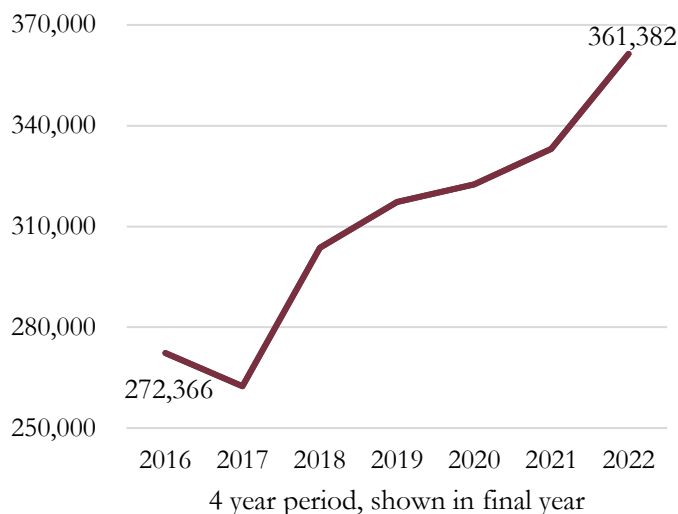
Journal Articles Published



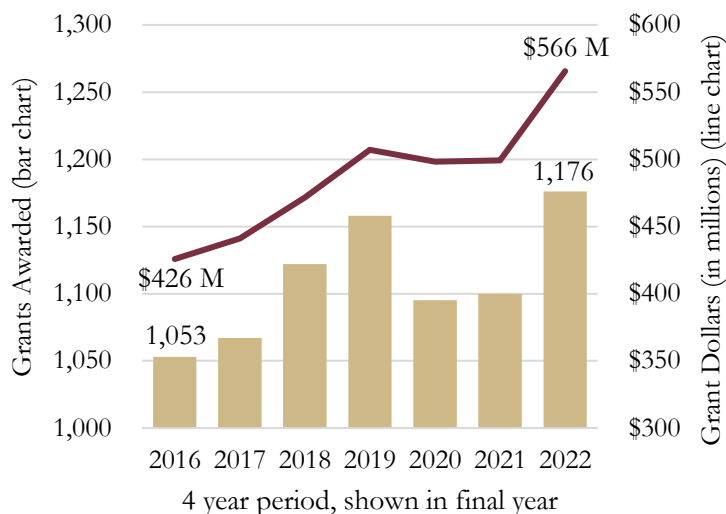
Conference Proceedings



Citations



Grants and Grant Dollars Awarded



Metric	Years*	2016	2017	2018	2019	2020	2021	2022
Faculty Count	1	1,605	1,761	1,887	1,905	1,792	1,812	1,813
Conference Proceedings	3	1,138	1,279	1,572	1,587	1,573	1,473	1,628
Journal Articles	3	14,827	15,614	17,616	18,364	17,940	17,881	19,347
Citations	4	272,366	262,452	303,662	317,303	322,545	333,068	361,382
Grants Count+	4	1,053	1,067	1,122	1,158	1,095	1,100	1,176
Grant Dollars (in millions)+	4	\$425.8	\$441.0	\$471.5	\$507.1	\$498.3	\$499.3	\$565.6
Books	9	1,294	1,323	1,282	1,210	1,058	1,023	1,021
Patents	9	1,045	1,087	1,179	1,232	1,264	1,287	1,354
Awards	Varies	1,058	1,251	1,371	1,481	1,488	1,545	1,609

*Years represents time-period in years of metric. Time-period ends in year listed in the column header.

+Includes only federal grants.

Source: Academic Analytics Files