

# Aging Studies Program Data Booklet

Spring Term 2007  
Quality Enhancement  
Review

prepared by the Office of Institutional Research.  
Budget & Analysis Department



**Ageing Studies**  
**SPRING TERM 2007**

Most recent available statistics

|                              |     | Report<br>Page No(s) |
|------------------------------|-----|----------------------|
| Degrees Offered              | 1   | 1                    |
| Faculty                      | N/A |                      |
| Majors (Fall 2006 Headcount) |     |                      |
| Undergraduate                | -   | 2                    |
| Graduate                     | 2   | 2                    |
| Doctorate                    | -   | 2                    |
| Total                        | 2   | 2                    |
| 2005-2006 Degrees Awarded    | 2   | 4                    |

# Aging Studies Program Review

## Spring Term 2007

### Table of Contents

|                       | <u>Page</u> |
|-----------------------|-------------|
| Degree Programs ..... | 1           |
| Majors.....           | 2           |
| Degrees Awarded.....  | 4           |

**COLLEGE OF SOCIAL SCIENCES  
AGING STUDIES  
DEGREE PROGRAMS**

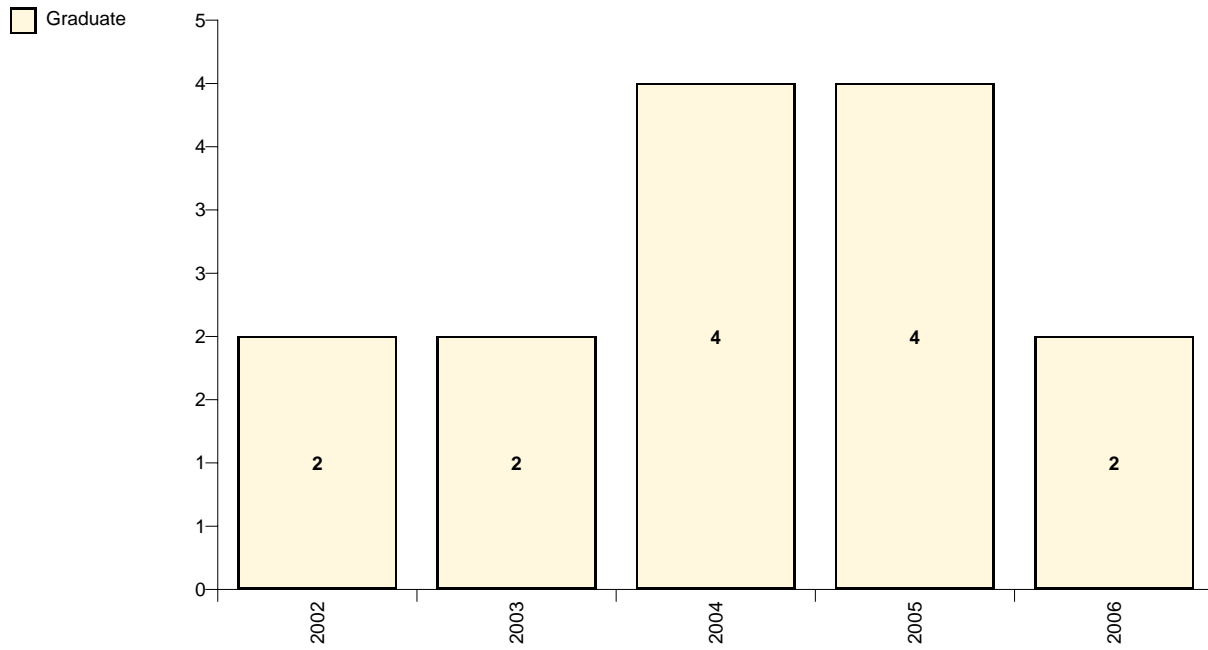
| <b>Major Name</b> | <b>Major Code</b> | <b>CIP Code</b> | <b>Degree Offered</b> |
|-------------------|-------------------|-----------------|-----------------------|
| Aging Studies     | 326510            | 301101          | Masters               |

*Source: Degree Program Inventory, FSU and SUS*

**COLLEGE OF SOCIAL SCIENCES  
AGING STUDIES  
ENROLLMENT BY FALL SEMESTER**

**Aging Studies**

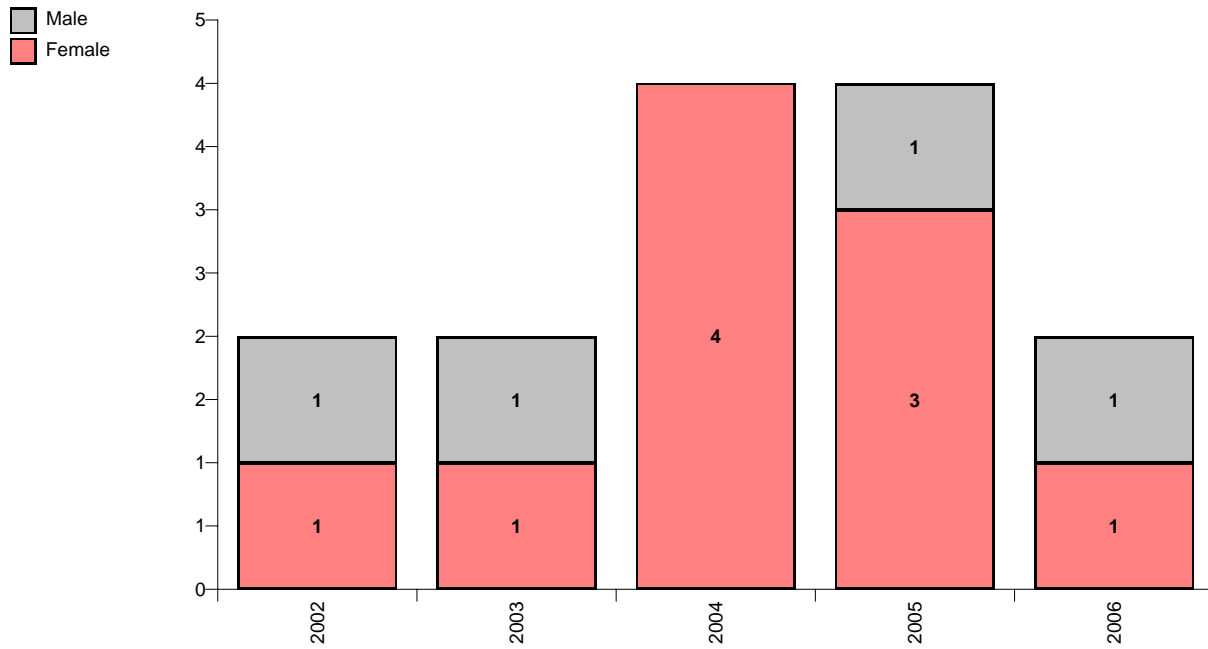
**326510**



|                    | <b>2002</b> | <b>2003</b> | <b>2004</b> | <b>2005</b> | <b>2006</b> |
|--------------------|-------------|-------------|-------------|-------------|-------------|
| Graduate - Masters | 2           | 2           | 4           | 4           | 2           |
| <b>Total</b>       | <b>2</b>    | <b>2</b>    | <b>4</b>    | <b>4</b>    | <b>2</b>    |

*Source: Fall Preliminary Student Data Course Files*

**COLLEGE OF SOCIAL SCIENCES  
AGING STUDIES  
ENROLLMENT BY FALL SEMESTER**

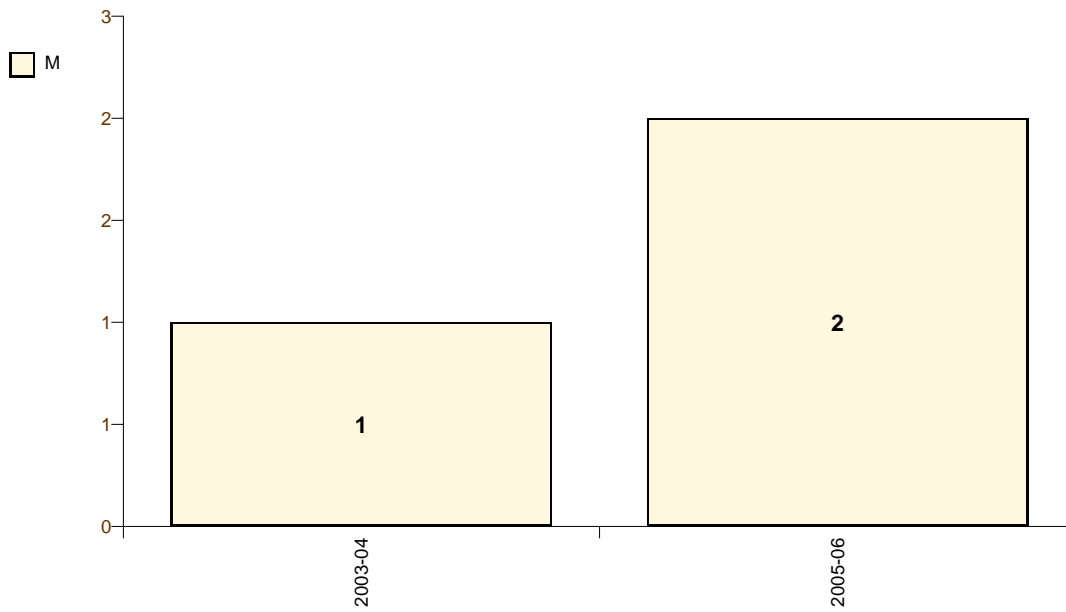


|                         |                    | 2002     | 2003     | 2004     | 2005     | 2006     |
|-------------------------|--------------------|----------|----------|----------|----------|----------|
| <b>Female</b>           | Black              |          |          |          | 1        | 1        |
|                         | Non-Resident Alien |          |          | 1        | 1        |          |
|                         | White              | 1        | 1        | 3        | 1        |          |
| <b>Female</b>           | <b>Total</b>       | <b>1</b> | <b>1</b> | <b>4</b> | <b>3</b> | <b>1</b> |
| <b>Male</b>             | Black              | 1        | 1        |          |          |          |
|                         | White              |          |          |          | 1        | 1        |
| <b>Male</b>             | <b>Total</b>       | <b>1</b> | <b>1</b> |          | <b>1</b> | <b>1</b> |
| <b>Department Total</b> |                    | <b>2</b> | <b>2</b> | <b>4</b> | <b>4</b> | <b>2</b> |

Source: Fall Preliminary Student Data Course Files

**COLLEGE OF SOCIAL SCIENCES  
AGING STUDIES  
DEGREES AWARDED BY SEMESTER**

CIP Code: 301101



|                |                 | <b>Masters</b> | <b>Total</b> |
|----------------|-----------------|----------------|--------------|
| <b>2003-04</b> | <i>Fall '03</i> | 1              | 1            |
| <b>2003-04</b> | <b>Total</b>    | 1              | 1            |
| <b>2005-06</b> | <i>Fall '05</i> | 2              | 2            |
| <b>2005-06</b> | <b>Total</b>    | 2              | 2            |

Source: Final Student Data Course Files (SDCF)