

# College of Music (Applied) Data Booklet

Spring Term 2008  
Quality Enhancement  
Review

prepared by the Office of Institutional Research  
Budget & Analysis Department



**Music - Applied Performance**  
**SPRING TERM 2008**

Most recent available statistics

		Report Page No(s)
Degrees Offered	58	1-2
Faculty	97	3-5
Majors (Fall 2007 Headcount)		
Undergraduate	749	6-38
Graduate	233	6-38
Doctorate	174	6-38
Total	1,156	6-38
2006-2007 Degrees Awarded	296	39-49
Average Class Size (Fall 2006)		
Undergraduate		
Lower - classroom	35.8	50
Upper - classroom	12.3	50
Graduate - classroom	7.2	50
Credit Hours - Annual (2006-2007)		
Fundable	37,459	51
Non-fundable	660	52
Total	38,119	53
University (fundable)	1,064,517	SDCF*
2006-2007 Department Fundable Hours As Percent of University Fundable Hours	3.5%	calculated
Student FTE's- Annual (state fundable 2006-2007)	981.5	51
Credit Hours Percentages by Instructor Type (Fall 2006)		54
Faculty	62.2%	calculated
OPS Regular Faculty	1.1%	calculated
Adjuncts	0.1%	calculated
Graduate Assistants	36.6%	calculated
A&P/USPS	0.0%	calculated
Phased Retirement	0.0%	calculated
Others	0.0%	calculated
Average Total Credit Hours Taught per Faculty FTE (All Hours, 2006-2007)		
Fall Term	124.3	54
Spring Term	118.5	54
Academic Year	242.8	calculated
Annual Student FTE's Taught by all Faculty (Fall & Spring total hrs converted to annual FTE's, 2006-2007)		57
Undergraduate (academic year hours/40)	95.1	calculated
Graduate (academic year hours/32)	86.8	calculated
Total	181.9	calculated
Delaware Study+, Hours Taught per Faculty (instructional faculty only, Fall 2005, national research univ.)	129	60
FSU Hours taught per Faculty (instructional faculty only, Fall 2005)	137	60
Doctoral Students/Faculty Ratio (source: Research-Doctorate Programs in the United States- 1993 Study, N.R.C.)		
National Average	Not reported by NRC	NRC*
FSU Average	Not reported by NRC	NRC*
Annual E&G Expenditures (2006-2007)	\$ 11,841,635	64
Annual Student FTE's (state fundable 2006-2007)	981.5	51
Annual E&G Expenditures per Annual Student FTE (2006-2007)	\$ 12,065	calculated
Annual C&G expenditures (2005-2006)	\$ 1,110,821	65
Annual C&G expenditures per Faculty (2005-06) [Using 89.75 Filled Faculty from IR Faculty Salaries Report]	\$ 12,377	calculated

*Note: most statistics are based on the Music - Applied Performance account 187xxx. Related accounts may not be included in expenditures and in faculty courses and hours taught. \*SDCF=Student Data Course File, NRC=National Research Council  
+ Please contact Donna Smith in FSU IR (644-4203) if you would like additional information about UDE Study.*

# Music – Applied Performance

## Spring Term 2008

### Table of Contents

	<u>Page</u>
Degree Programs .....	1
The Faculty.....	3
Majors.....	6
Degrees Awarded.....	39
Average Class Size .....	50
Credit Hours by Semester/Fall & Spring/Annual	
Fundable .....	51
Non-fundable.....	52
Total .....	53
Credit Hours and Courses by Instructor Type.....	
E&G Detail 2002-03 to 2006-07 .....	54
Faculty Courses and Hours 2006-07	
(Individual Faculty Summary)	
2006-07 .....	55
Delaware Study, Hours Taught per Faculty .....	58
E&G Budgeted Faculty and Staff Lines.....	63
E&G Beginning of Year Budget .....	64
C&G Expenditures.....	65
E&G Expenditures by Summary Object Code .....	66
Unit Accomplishment Summary Pages 1 and 2.....	67

**COLLEGE OF MUSIC  
MUSIC  
DEGREE PROGRAMS**

<b>Major Name</b>	<b>Major Code</b>	<b>CIP Code</b>	<b>Degree Offered</b>
Arts Administration - Music	447208	500704	Masters
<b>Major Name</b>	<b>Major Code</b>	<b>CIP Code</b>	<b>Degree Offered</b>
Piano Pedagogy	447209	500903	Bachelors
Piano Pedagogy	447209	500903	Masters
<b>Major Name</b>	<b>Major Code</b>	<b>CIP Code</b>	<b>Degree Offered</b>
Music Performance	447210	500903	Bachelors
Music Performance	447210	500903	Masters
Music Performance	447210	500903	Doctorate
<b>Major Name</b>	<b>Major Code</b>	<b>CIP Code</b>	<b>Degree Offered</b>
Brass	447211	500903	Bachelors
Brass	447211	500903	Masters
Brass	447211	500903	Doctorate
<b>Major Name</b>	<b>Major Code</b>	<b>CIP Code</b>	<b>Degree Offered</b>
Harp	447212	500903	Bachelors
Harp	447212	500903	Masters
Harp	447212	500903	Doctorate
<b>Major Name</b>	<b>Major Code</b>	<b>CIP Code</b>	<b>Degree Offered</b>
Organ	447213	500903	Bachelors
Organ	447213	500903	Masters
Organ	447213	500903	Doctorate
<b>Major Name</b>	<b>Major Code</b>	<b>CIP Code</b>	<b>Degree Offered</b>
Percussion	447214	500903	Bachelors
Percussion	447214	500903	Masters
Percussion	447214	500903	Doctorate
<b>Major Name</b>	<b>Major Code</b>	<b>CIP Code</b>	<b>Degree Offered</b>
Piano	447215	500903	Bachelors
Piano	447215	500903	Masters
Piano	447215	500903	Doctorate
<b>Major Name</b>	<b>Major Code</b>	<b>CIP Code</b>	<b>Degree Offered</b>
Strings	447216	500903	Bachelors
Strings	447216	500903	Masters
Strings	447216	500903	Doctorate
<b>Major Name</b>	<b>Major Code</b>	<b>CIP Code</b>	<b>Degree Offered</b>
Voice	447217	500903	Bachelors
Voice	447217	500903	Masters
Voice	447217	500903	Doctorate
<b>Major Name</b>	<b>Major Code</b>	<b>CIP Code</b>	<b>Degree Offered</b>
Woodwinds	447218	500903	Bachelors
Woodwinds	447218	500903	Masters
Woodwinds	447218	500903	Doctorate
<b>Major Name</b>	<b>Major Code</b>	<b>CIP Code</b>	<b>Degree Offered</b>
Harpsichord	447219	500903	Bachelors
Harpsichord	447219	500903	Masters
Harpsichord	447219	500903	Doctorate

**COLLEGE OF MUSIC  
MUSIC  
DEGREE PROGRAMS**

<b>Major Name</b>	<b>Major Code</b>	<b>CIP Code</b>	<b>Degree Offered</b>
Music Composition	447220	500904	Bachelors
Music Composition	447220	500904	Masters
Music Composition	447220	500904	Doctorate
<b>Major Name</b>	<b>Major Code</b>	<b>CIP Code</b>	<b>Degree Offered</b>
Jazz Studies	447221	500903	Masters
<b>Major Name</b>	<b>Major Code</b>	<b>CIP Code</b>	<b>Degree Offered</b>
Guitar	447222	500903	Bachelors
<b>Major Name</b>	<b>Major Code</b>	<b>CIP Code</b>	<b>Degree Offered</b>
Music History	447230	500902	Bachelors
<b>Major Name</b>	<b>Major Code</b>	<b>CIP Code</b>	<b>Degree Offered</b>
Opera	447240	500908	Masters
<b>Major Name</b>	<b>Major Code</b>	<b>CIP Code</b>	<b>Degree Offered</b>
Music Education	447250	131312	Bachelors
Music Education	447250	131312	Masters
Music Education	447250	131312	Doctorate
<b>Major Name</b>	<b>Major Code</b>	<b>CIP Code</b>	<b>Degree Offered</b>
Choral Music Education	447251	131312	Bachelors
<b>Major Name</b>	<b>Major Code</b>	<b>CIP Code</b>	<b>Degree Offered</b>
Instrumental Music Education	447252	131312	Bachelors
<b>Major Name</b>	<b>Major Code</b>	<b>CIP Code</b>	<b>Degree Offered</b>
Music Therapy	447260	512305	Bachelors
Music Therapy	447260	512305	Masters
<b>Major Name</b>	<b>Major Code</b>	<b>CIP Code</b>	<b>Degree Offered</b>
Music Theory	447270	500904	Bachelors
Music Theory	447270	500904	Masters
Music Theory	447270	500904	Doctorate
<b>Major Name</b>	<b>Major Code</b>	<b>CIP Code</b>	<b>Degree Offered</b>
Musicology	447271	500905	Masters
Musicology	447271	500905	Doctorate
<b>Major Name</b>	<b>Major Code</b>	<b>CIP Code</b>	<b>Degree Offered</b>
Choral Conducting	447280	500903	Masters
<b>Major Name</b>	<b>Major Code</b>	<b>CIP Code</b>	<b>Degree Offered</b>
Instrumental Conducting	447281	500903	Masters
<b>Major Name</b>	<b>Major Code</b>	<b>CIP Code</b>	<b>Degree Offered</b>
Music Performance - Accompanying	447285	500903	Masters
<b>Major Name</b>	<b>Major Code</b>	<b>CIP Code</b>	<b>Degree Offered</b>
Music Theatre - Music	447290	500903	Bachelors
<b>Major Name</b>	<b>Major Code</b>	<b>CIP Code</b>	<b>Degree Offered</b>
Music - Liberal Arts	449300	500901	Bachelors
<b>Major Name</b>	<b>Major Code</b>	<b>CIP Code</b>	<b>Degree Offered</b>
Jazz and Contemporary Media	449301	500901	Bachelors

Source: Degree Program Inventory, FSU and SUS

# Music

## Demographics of Faculty

NAME	FIRST	HIDEG	DEGREE UNIVERSITY	APPT STATUS	CLASS	ADMIN CODE	TITLE	MO	TENURE	FSU HIRE	GENDER	RACE
ALLEN	MICHAEL	DOCT	University of North Texas	B	9001	99	Professor	09	1	8/1/93	M	W
AMSLER	EVA	Artist Diploma	University Freiberg, Germany	B	9002	99	Associate Professor	09	1	8/1/01	F	W
ANDERSON JR	LEON	MAS	SE Louisianian University	B	9002	99	Associate Professor	09	1	8/7/98	M	B
ANDREWS	PAMELA	MAS	University of Miami	B	9002	99	Associate Professor	09	1	9/1/71	F	W
BAKAN	MICHAEL	DOCT	University of California, Los Angeles	B	9002	99	Associate Professor	09	1	8/1/94	M	W
BARNHART	WILLIAM	BACH	Florida Agricultural and Mechanical Univer,	B	9003	99	Assistant Professor	09	2	8/1/04	M	B
BECKMAN	SETH	DOCT	Ball State University	B	9001	D3	Professor	12	2	7/1/02	M	W
BISH	DEBORAH	DOCT	Arizona State University	B	9002	99	Associate Professor	9	1	8/1/01	F	W
BOWERS	JUDY	DOCT	Louisiana State University	B	9001	99	Professor	09	1	8/1/90	F	W
BREWER	CHARLES	DOCT	City University of New York	B	9002	99	Associate Professor	09	1	8/1/92	M	W
BRIDGER	CAROLYN	DOCT	University of Iowa	B	9001	99	Professor	09	1	9/1/76	F	W
BRISTER	WANDA	DOCT	University of Nevada-Las Vegas	B	9003	99	Assistant Professor	09	2	8/1/03	F	W
BUCHLER	MICHAEL	DOCT	Eastman School of Music, U of Rochester	B	9003	99	Assistant Professor	09	2	8/1/02	M	W
CALLENDER	CLIFTON	DOCT	University of Chicago	B	9003	99	Assistant Professor	09	2	8/1/02	M	W
CHAPO	ELIOT	Artist Diploma	Curtis Institute of Music	B	9001	99	Professor	09	1	8/1/84	M	W
CLARK	DAN	MAS	Ohio State University & U of Illinois	B	9053	L1	Librarian	12	3	8/1/94	M	W
CLARY	RICHARD	MAS	Arizona State University	B	9001	99	Professor	09	2	8/1/03	M	W
CLENDINNING	JANE	DOCT	Yale University	B	9001	99	Professor	09	1	8/1/90	F	W
CLOSE	SHIRLEY	MAS	University of Southern California	B	9002	99	Associate Professor	09	2	8/9/06	F	W
COHEN	SARAH	MAS	Florida State University	B	9055	L3	Assistant Librarian	12	3	8/1/03	F	W
CORZINE	MICHAEL	DOCT	Eastman School of Music, U of Rochester	B	9001	99	Professor	09	1	9/1/73	M	W
DARROW	ALICE-ANN	DOCT	Florida State University	B	9001	99	Professor	09	2	8/1/03	F	W
DELP	ROY	MAS	New England Conservatory of Music	B	9001	99	Professor	09	1	9/1/76	M	W
DREW	JOHN	DOCT	University of Kentucky	B	9001	99	Professor	09	1	9/1/80	M	W
DUNNIGAN	D. PATRICK	DOCT	University of Texas-Austin	B	9001	99	Professor	12	1	7/1/91	M	W
EBBERS	PAUL	MAS	Northwestern University	B	9002	99	Associate Professor	09	1	9/1/79	M	W
FENTON	KEVIN	DOCT	Florida State University	B	9002	99	Associate Professor	09	2	8/1/03	M	W
FISHER	DOUGLAS	MAS	Florida State University	B	9001	99	Professor	09	1	8/1/90	M	W
FORD-KRONHOLZ	BARBARA	MAS	University of Michigan	B	9002	99	Associate Professor	09	1	9/1/72	F	W
FREDRICKSON	WILLIAM	DOCT	Florida State University	B	9001	D3	Professor	12	2	7/1/06	M	W
FROELICH	MARK	MAS	Florida State University	B	9055	L3	Assistant Librarian	12	3	7/1/2006*	M	W
GABER	BRIAN	MAS	Eastman School of Music, U of Rochester	B	9002	99	Associate Professor	09	1	8/7/97	M	W
GAINSFORD	READ	DOCT	Indiana University	B	9002	99	Associate Professor	09	2	8/1/05	M	W
GAREE	ANNE	BACH	Bowling Green State University	B	9126	G1	Program Director	12	3	8/1/2004**	F	W
GERBER	LARRY	MAS	Colorado State University	B	9001	99	Professor	09	1	9/1/79	M	W
GERINGER	JOHN	DOCT	Florida State University	B	9001	G1	Professor	12	2	7/1/02	M	W
GIBSON	DON	DOCT	Florida State University	B	9001	D1	Professor & Dean	12	1	7/1/05	M	W
GOFF	CLIFFORD	MAS	University of Colorado, Boulder	B	9001	99	Professor	09	1	9/1/74	M	W
GREGORY	SARAH	MAS	Florida State University	B	9002	99	Associate Professor	09	1	12/1/71	F	W

# Music

## Demographics of Faculty

NAME	FIRST	HIDEG	DEGREE UNIVERSITY	APPT STATUS	CLASS	ADMIN CODE	TITLE	MO	TENURE	FSU HIRE	GENDER	RACE
GUNDERSON	FRANK	DOCT	Wesleyan University	B	9003	99	Assistant Professor	09	2	8/1/03	M	W
HODGES	ANNE	DOCT	Florida State University	B	9126	99	Program Director	09	3	8/1/01	F	W
HOEKMAN	TIMOTHY	DOCT	University of Michigan	B	9001	99	Professor	09	1	8/1/84	M	W
HOLZMAN	BRUCE	BACH	New York University	B	9002	99	Associate Professor	09	1	9/1/72	M	W
JIMENEZ	ALEX	DOCT	Florida State University	B	9002	99	Associate Professor	09	1	8/1/00	M	H
JONES	EVAN	DOCT	Eastman School of Music, U of Rochester	B	9002	99	Associate Professor	09	1	8/1/01	M	W
JORDAN	RODNEY	BACH	Jackson State University	B	9002	99	Associate Professor	09	1	8/1/01	M	B
KEESECKER	JEFFREY	MAS	The Julliard School	B	9001	99	Professor	09	1	8/1/91	M	W
KELLY	STEVEN	DOCT	University of Kansas	B	9002	99	Associate Professor	09	1	8/7/97	M	W
KENNEDY	WILLIAM	MAS	Eastman School of Music, U of Rochester	B	9002	99	Associate Professor	09	1	9/1/78	M	W
KITE-POWELL	JEFFERY	DOCT	University of Hamburg, Germany	B	9001	99	Professor	09	1	8/1/84	M	W
KOEN	BENJAMIN	DOCT	Ohio State University	B	9003	99	Assistant Professor	09	2	8/1/03	M	H
KOWALSKY	FRANK	DOCT	Catholic University of America	B	9001	99	Professor	09	1	8/1/84	M	W
KRAUS	JOSEPH	DOCT	Eastman School of Music, U of Rochester	B	9001	99	Professor	09	2	8/1/06	M	W
KUBIK	LADISLAV	DOCT	Prague Academy of Music	B	9001	99	Professor	09	1	8/1/91	M	W
LATA	MATTHEW	BACH	Brandeis University	B	9002	99	Associate Professor	09	2	8/1/02	M	W
LIMA	DELOISE	DOCT	Florida State University	B	9003	99	Assistant Professor	09	2	8/1/05	F	H
MADSEN	CLIFFORD	DOCT	Florida State University	B	9001	99	Professor	09	1	9/1/61	M	W
MASTROGIACOMO	LEONARD	Diploma	The Julliard School	B	9001	99	Professor	09	1	9/1/60	M	W
MATHES	JAMES	DOCT	Florida State University	B	9002	99	Associate Professor	09	1	8/1/86	M	W
MCARTHUR	VICKI	DOCT	Florida State University	B	9126	G1	Program Director	09	3	9/1/87	F	W
MCKEE	PAUL	MAS	University of Texas-Austin	B	9003	99	Assistant Professor	09	2	8/1/07	M	W
MEIGHAN	PATRICK	MAS	University of Michigan	B	9001	99	Professor	09	1	9/1/74	M	W
MOORE	CHRISTOPHER	DOCT	Eastman School of Music, U of Rochester	B	9003	99	Assistant Professor	09	2	8/1/03	M	AI
NALLEY	JAMES	DOCT	Eastman School of Music, U of Rochester	B	9003	99	Assistant Professor	09	2	8/1/03	M	AI
NEWDOME	BETH	Perf Cert	Eastman School of Music, U of Rochester	B	9002	99	Associate Professor	09	2	8/1/02	F	W
OHLSSON	ERIC	DOCT	Ohio State University	B	9001	99	Professor	09	1	8/1/86	M	W
OKERLUND	DAVID	MAS	University of Missouri - Kansas City	B	9003	99	Assistant Professor	09	2	8/1/07	M	W
OLSEN	DALE	DOCT	University of California, Los Angeles	B	9001	99	Professor	09	1	9/1/73	M	W
OLSEN	STANFORD	Artist Diploma	University of Cincinnati Conservatory	B	9009	99	Eminent Scholar	09	1	8/7/97	M	W
PARKS	JOHN	DOCT	Eastman School of Music, U of Rochester	B	9003	99	Assistant Professor	09	2	8/1/03	M	W
PETERSON	WILLIAM	MAS	Eastman School of Music, U of Rochester	B	9002	99	Associate Professor	09	1	8/1/89	M	W
PLACK	DAVID	DOCT	Florida State University	B	9126	G1	Program Director	12	3	***	M	W
PORTER	MARCIA	DOCT	University of Michigan	B	9003	99	Assistant Professor	09	2	8/1/02	F	B
PUNTER	MELANIE	HSD	High School of Music & Art, NY	B	9003	99	Assistant Professor	09	2	8/7/96	F	B
ROBERTS	MARCUS	BACH	Florida State University	B	9003	99	Assistant Professor	09	2	8/1/04	M	B
ROGERS	NANCY	DOCT	Eastman School of Music, U of Rochester	B	9003	99	Assistant Professor	09	2	8/1/02	F	W
ROMAN	MARY	MAS	Eastman School of Music, U of Rochester	B	9002	99	Associate Professor	09	1	9/1/68	F	W
RYAN	PAMELA	DOCT	University of Cincinnati	B	9001	99	Professor	09	1	5/1/89	F	W

# Music

## Demographics of Faculty

NAME	FIRST	HIDEG	DEGREE UNIVERSITY	APPT STATUS	CLASS	ADMIN CODE	TITLE	MO	TENURE	FSU HIRE	GENDER	RACE
SAUER	GREGORY	MAS	Eastman School of Music, U of Rochester	B	9002	99	Associate Professor	09	2	8/1/06	M	W
SEATON	S DOUGLASS	DOCT	Columbia University	B	9001	99	Professor	09	1	9/1/78	M	W
SEATON	GAYLE	DOCT	Columbia University	B	9126	G1	Program Director	09	3	8/1/85	F	W
SHAFTEL	MATTHEW	DOCT	Yale University	B	9002	99	Associate Professor	09	1	8/1/01	M	W
STANDLEY	JAYNE	DOCT	Florida State University	B	9001	G1	Professor	09	1	9/1/76	F	W
STEBLETON	MICHELLE	MAS	University of Michigan	B	9002	99	Associate Professor	09	1	8/1/90	F	W
STILLWELL	CORINNE	MAS	The Julliard School	B	9003	99	Assistant Professor	09	2	8/1/07	F	W
THOMAS	ANDRE	DOCT	University of Illinois, Urbana-Champaign	B	9001	99	Professor	09	1	8/1/84	M	B
TRUJILLO	VALERIE	MAS	University of Illinois	B	9003	99	Assistant Professor	09	2	8/1/02	F	H
VANWEELDEN	KIMBERLY	DOCT	University of Arizona-Tucson	B	9002	99	Associate Professor	09	1	8/1/00	F	B
VILLAVERDE	CHRISTINA	MAS	Florida State University	C	9004	99	Visiting Instructor	09	2	8/1/07	F	H
VON GLAHN	DENISE	DOCT	University of Washington	B	9002	G1	Associate Professor	09	1	8/1/98	F	W
WALWORTH	DARCY	DOCT	Florida State University	B	9126	G1	Program Director	12	3	8/1/07	F	W
WELCH	LEO	DOCT	Florida State University	B	9001	D3	Professor & Assist Dean	12	2	8/1/03	M	W
WILLIAMS	HEIDI	DOCT	Johns Hopkins University-Peabody Institute	B	9003	99	Assistant Professor	09	2	8/1/07	F	W
WILSON	JAMES	MAS	Rice University-Shepherd School of Music	C	9003	99	Visiting Assistant Professor	09	2	8/1/07	M	W
WINGATE	MARK	DOCT	University of Texas-Austin	B	9002	99	Associate Professor	09	1	8/1/01	M	W
WRIGHT	THOMAS	MAS	Indiana University	B	9001	99	Professor	09	1	1/1/49	M	W
ZWILICH	ELLEN	DOCT	The Julliard School	B	9001	99	Professor	09	2	8/1/99	F	W

\* Froelich first FSU hire in 2001

\*\* Garee first FSU hire in 1983

\*\*\* Plack hired as A&P in 2005

Last Updated on 09-27-07

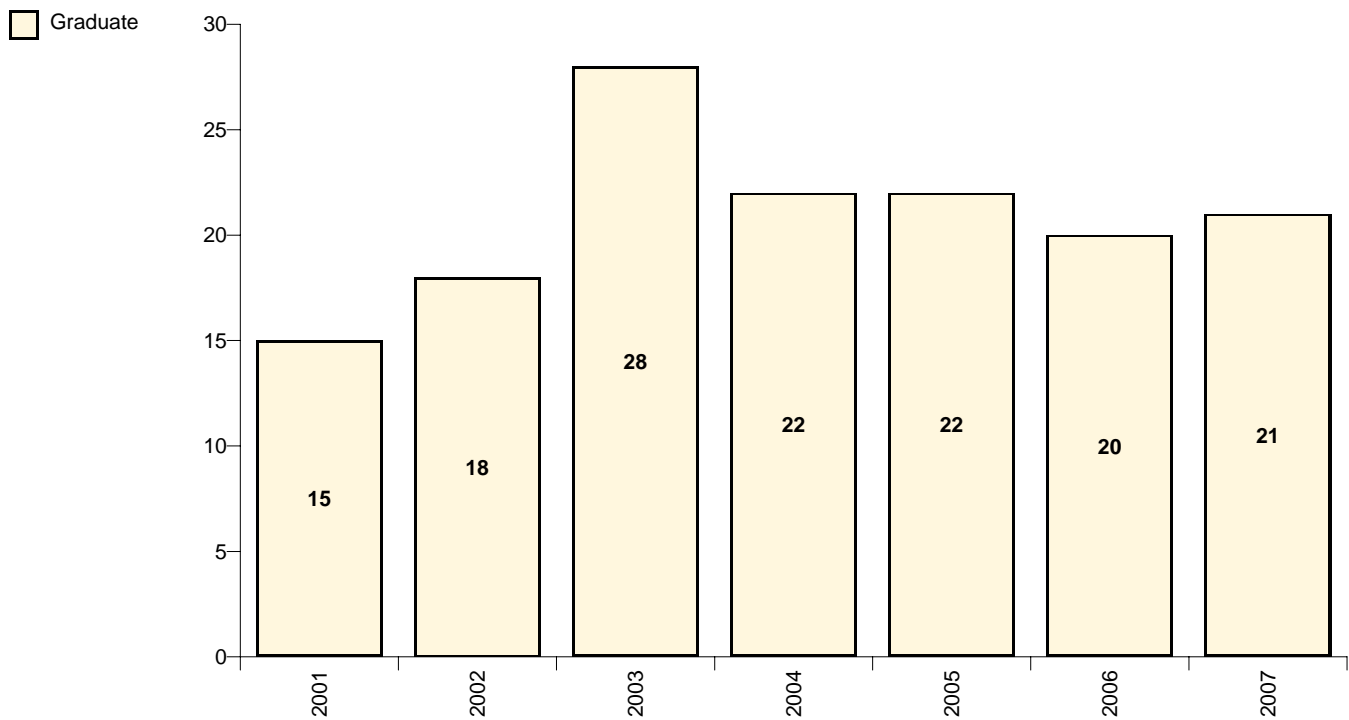
By Dee Beggarly



**COLLEGE OF MUSIC  
MUSIC  
ENROLLMENT BY FALL SEMESTER**

**Arts Administration - Music**

**447208**



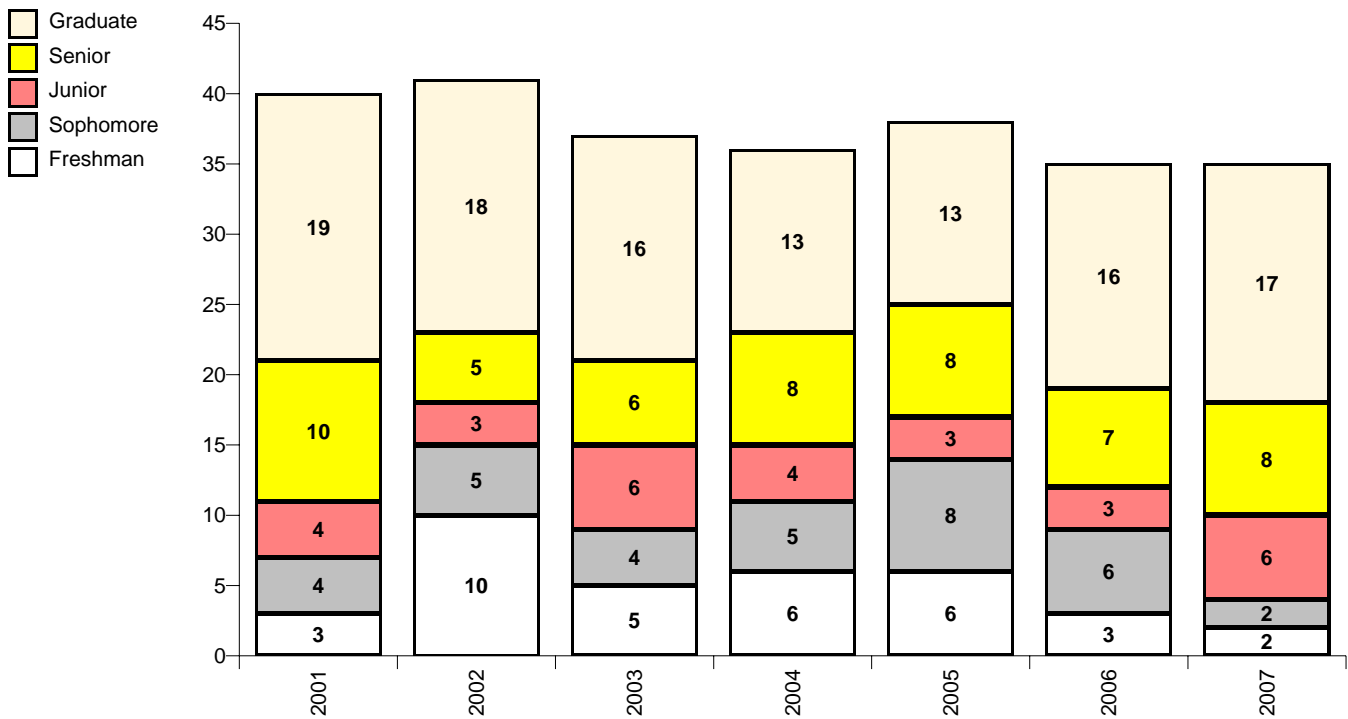
	<b>2001</b>	<b>2002</b>	<b>2003</b>	<b>2004</b>	<b>2005</b>	<b>2006</b>	<b>2007</b>
Graduate - Masters	15	18	28	22	22	20	21
<b>Total</b>	<b>15</b>	<b>18</b>	<b>28</b>	<b>22</b>	<b>22</b>	<b>20</b>	<b>21</b>

Source: Fall Preliminary Student Data Course Files

**COLLEGE OF MUSIC  
MUSIC  
ENROLLMENT BY FALL SEMESTER**

**Brass**

**447211**



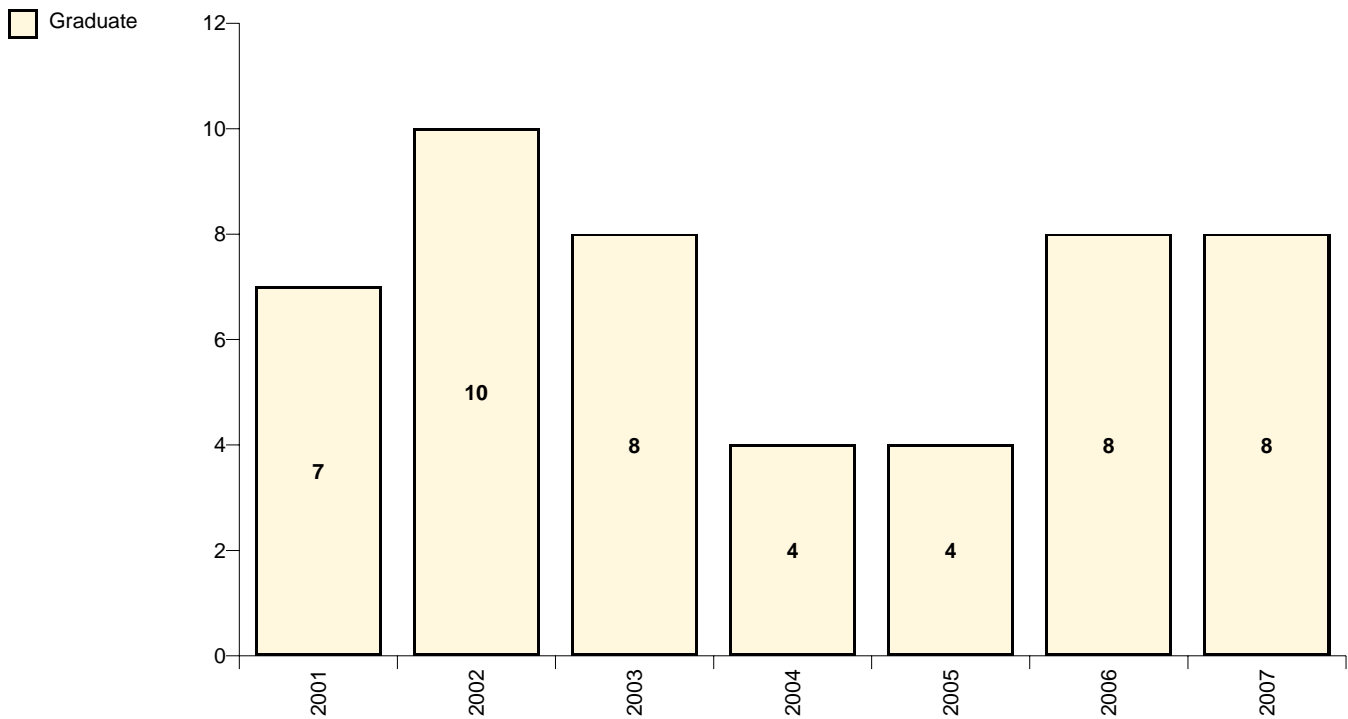
	2001	2002	2003	2004	2005	2006	2007
Freshman	3	10	5	6	6	3	2
Sophomore	4	5	4	5	8	6	2
Junior	4	3	6	4	3	3	6
Senior	10	5	6	8	8	7	8
Graduate - Masters	14	15	11	6	7	11	11
Graduate - Doctorate	5	3	5	7	6	5	6
<b>Total</b>	<b>40</b>	<b>41</b>	<b>37</b>	<b>36</b>	<b>38</b>	<b>35</b>	<b>35</b>

Source: Fall Preliminary Student Data Course Files

**COLLEGE OF MUSIC  
MUSIC  
ENROLLMENT BY FALL SEMESTER**

**Choral Conducting**

**447280**



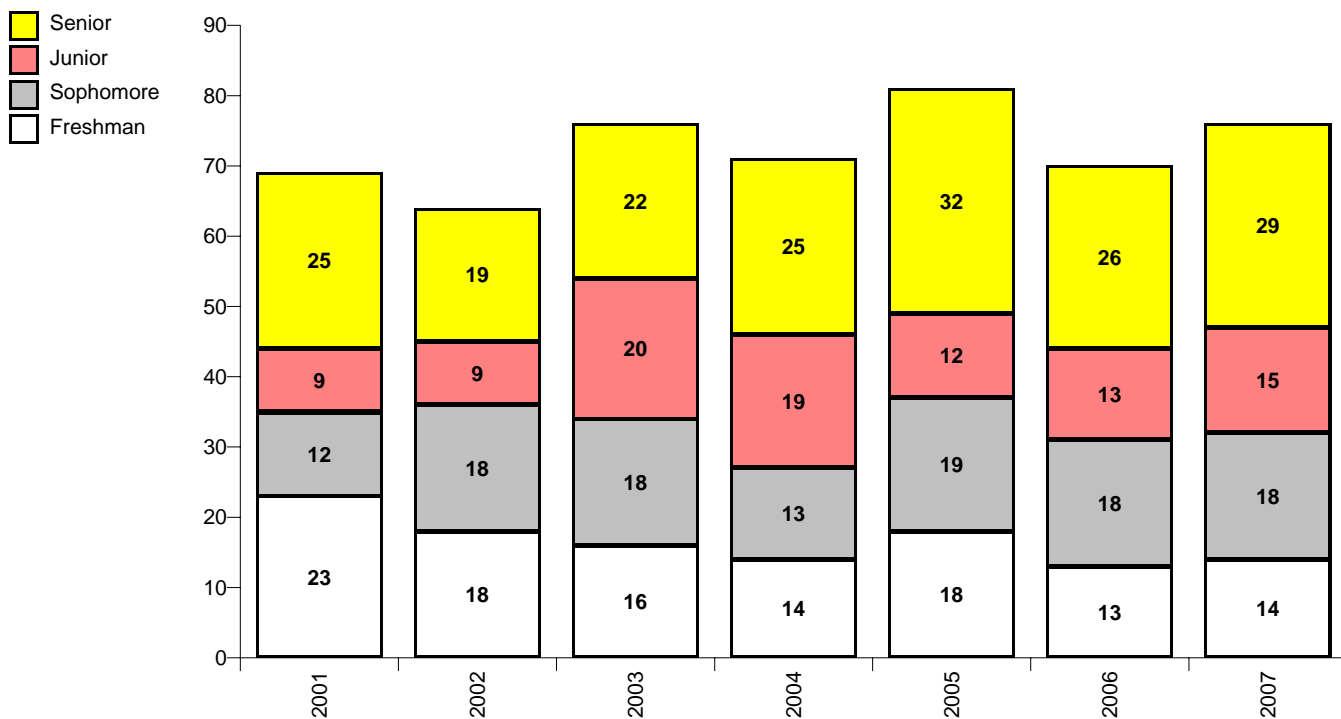
	<b>2001</b>	<b>2002</b>	<b>2003</b>	<b>2004</b>	<b>2005</b>	<b>2006</b>	<b>2007</b>
Graduate - Masters	7	10	8	4	4	8	8
<b>Total</b>	<b>7</b>	<b>10</b>	<b>8</b>	<b>4</b>	<b>4</b>	<b>8</b>	<b>8</b>

Source: Fall Preliminary Student Data Course Files

**COLLEGE OF MUSIC  
MUSIC  
ENROLLMENT BY FALL SEMESTER**

**Choral Music Education**

**447251**



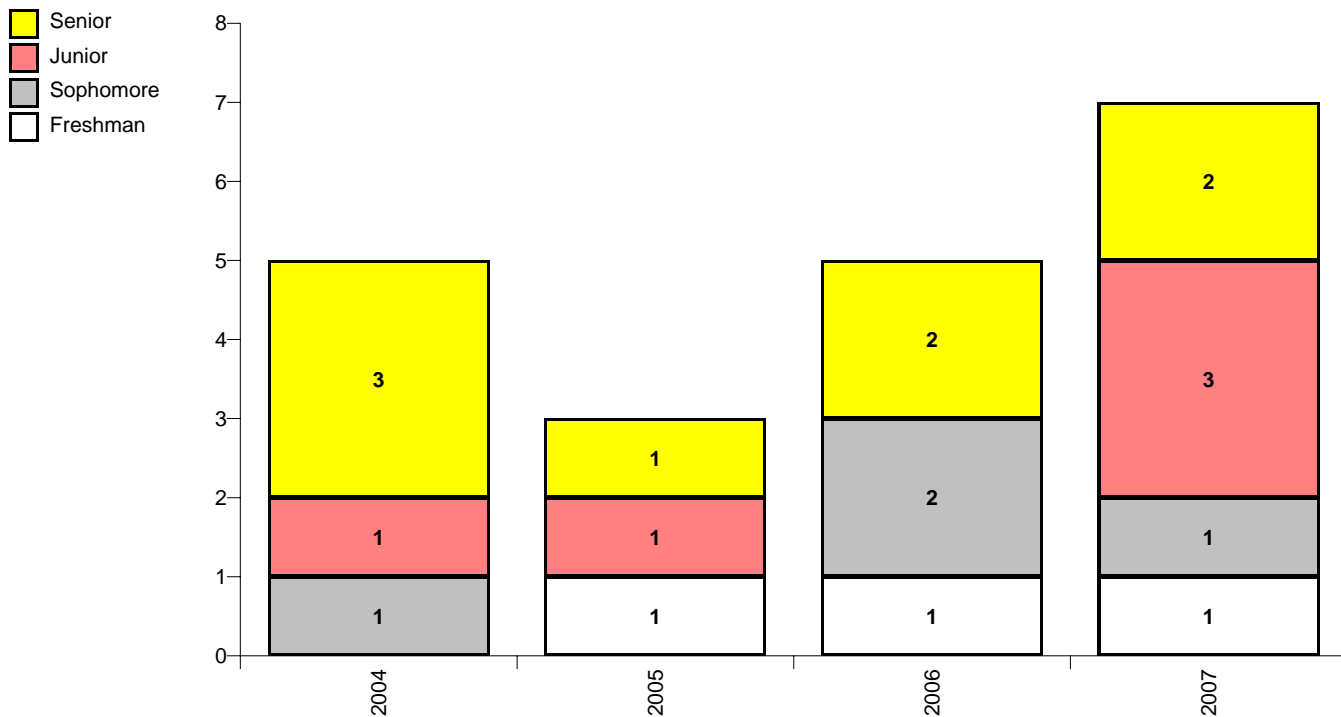
	<b>2001</b>	<b>2002</b>	<b>2003</b>	<b>2004</b>	<b>2005</b>	<b>2006</b>	<b>2007</b>
Freshman	23	18	16	14	18	13	14
Sophomore	12	18	18	13	19	18	18
Junior	9	9	20	19	12	13	15
Senior	25	19	22	25	32	26	29
<b>Total</b>	<b>69</b>	<b>64</b>	<b>76</b>	<b>71</b>	<b>81</b>	<b>70</b>	<b>76</b>

Source: Fall Preliminary Student Data Course Files

**COLLEGE OF MUSIC  
MUSIC  
ENROLLMENT BY FALL SEMESTER**

**Guitar**

**447222**

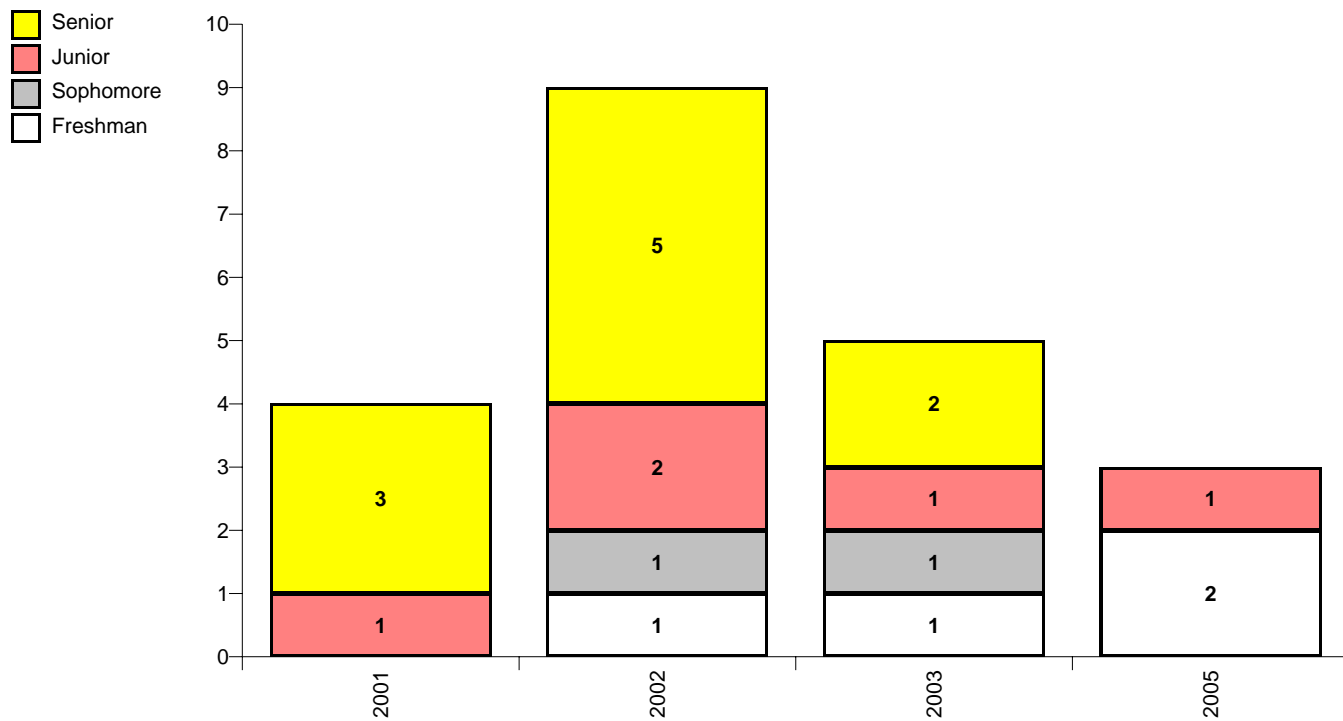


	<b>2004</b>	<b>2005</b>	<b>2006</b>	<b>2007</b>
Freshman		1	1	1
Sophomore	1		2	1
Junior	1	1		3
Senior	3	1	2	2
<b>Total</b>	<b>5</b>	<b>3</b>	<b>5</b>	<b>7</b>

Source: Fall Preliminary Student Data Course Files

**COLLEGE OF MUSIC  
MUSIC  
ENROLLMENT BY FALL SEMESTER**

**447254**



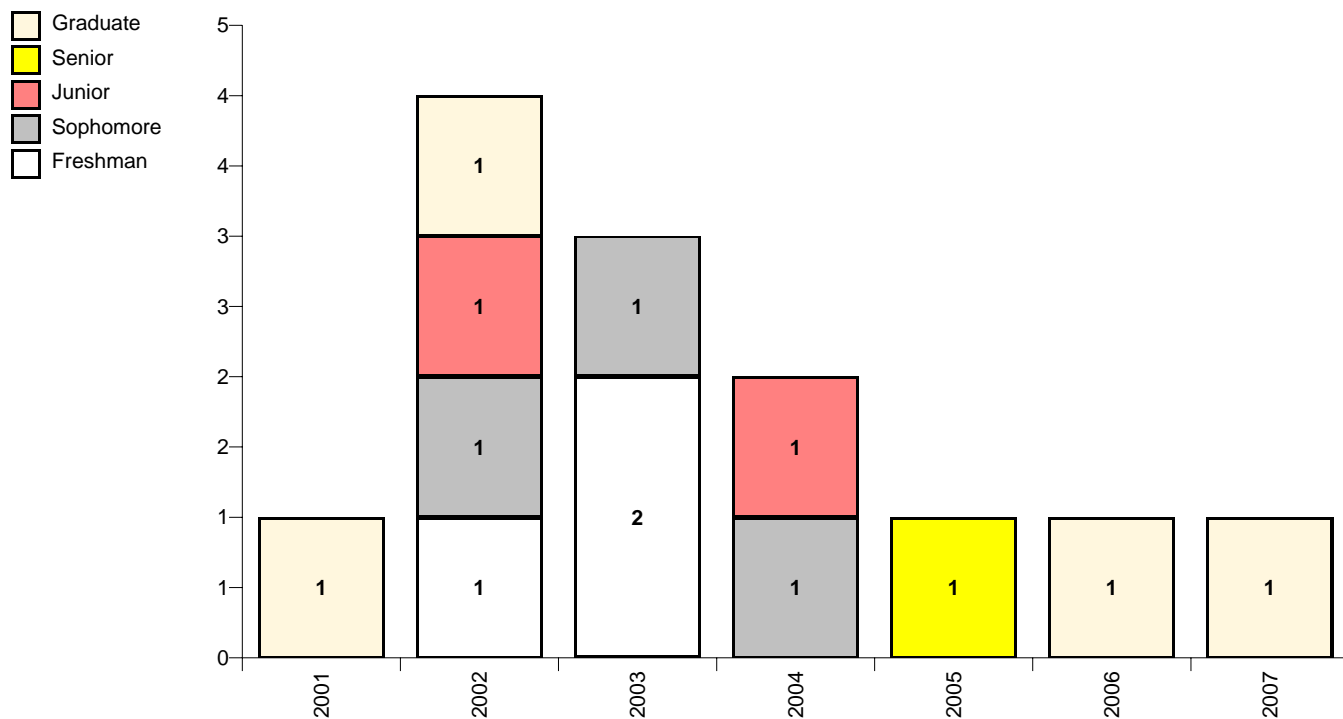
	<b>2001</b>	<b>2002</b>	<b>2003</b>	<b>2005</b>
Freshman		1	1	2
Sophomore		1	1	
Junior	1	2	1	1
Senior	3	5	2	
<b>Total</b>	<b>4</b>	<b>9</b>	<b>5</b>	<b>3</b>

Source: Fall Preliminary Student Data Course Files

**COLLEGE OF MUSIC  
MUSIC  
ENROLLMENT BY FALL SEMESTER**

**Harp**

**447212**



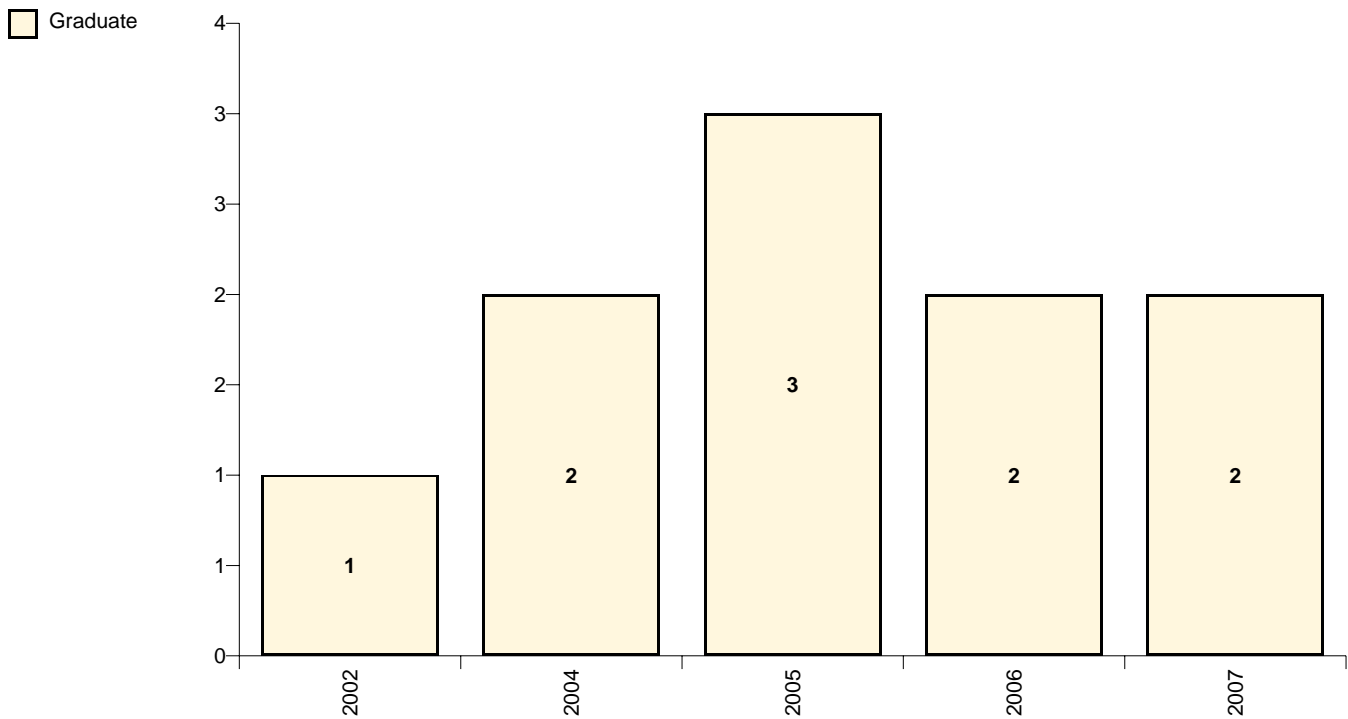
	2001	2002	2003	2004	2005	2006	2007
Freshman		1	2				
Sophomore		1	1	1			
Junior		1		1			
Senior					1		
Graduate - Masters	1					1	1
Graduate - Doctorate		1					
<b>Total</b>	<b>1</b>	<b>4</b>	<b>3</b>	<b>2</b>	<b>1</b>	<b>1</b>	<b>1</b>

Source: Fall Preliminary Student Data Course Files

**COLLEGE OF MUSIC  
MUSIC  
ENROLLMENT BY FALL SEMESTER**

**Instrumental Conducting**

**447281**



	<b>2002</b>	<b>2004</b>	<b>2005</b>	<b>2006</b>	<b>2007</b>
Graduate - Masters	1	2	3	2	2
<b>Total</b>	<b>1</b>	<b>2</b>	<b>3</b>	<b>2</b>	<b>2</b>

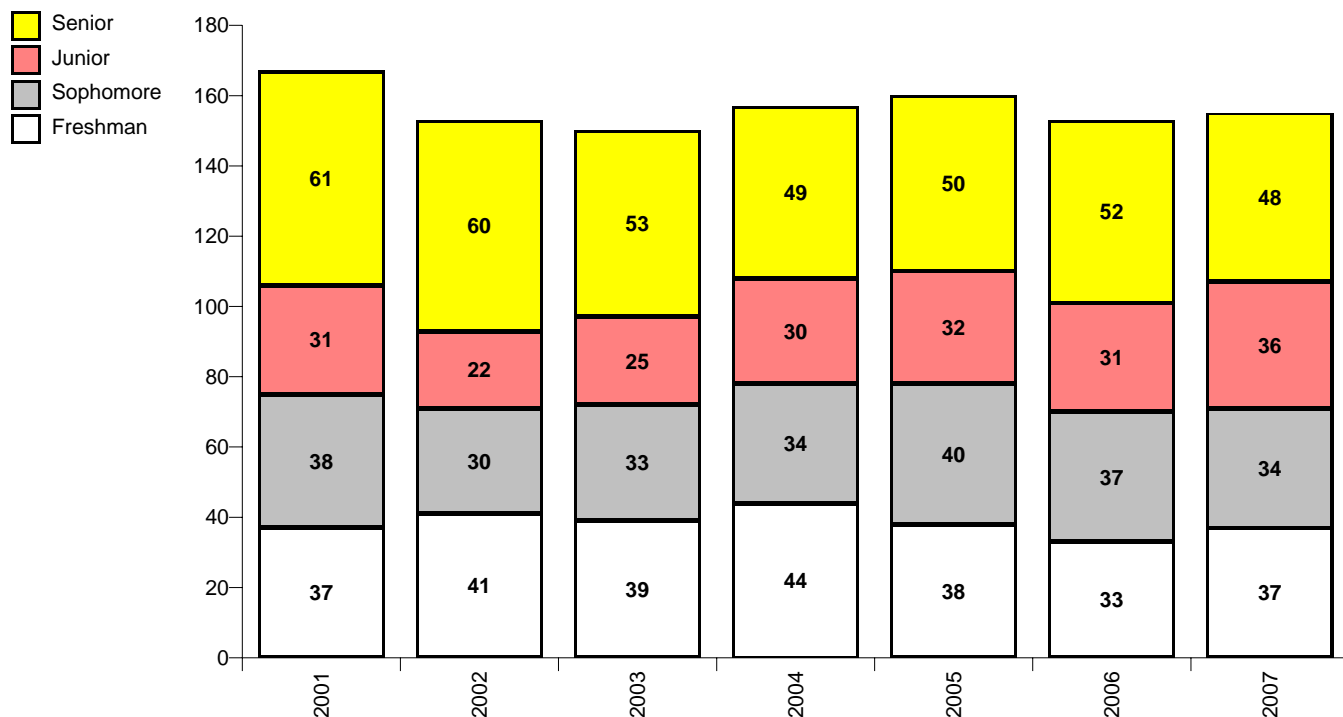
Source: Fall Preliminary Student Data Course Files



**COLLEGE OF MUSIC  
MUSIC  
ENROLLMENT BY FALL SEMESTER**

**Instrumental Music Education**

**447252**



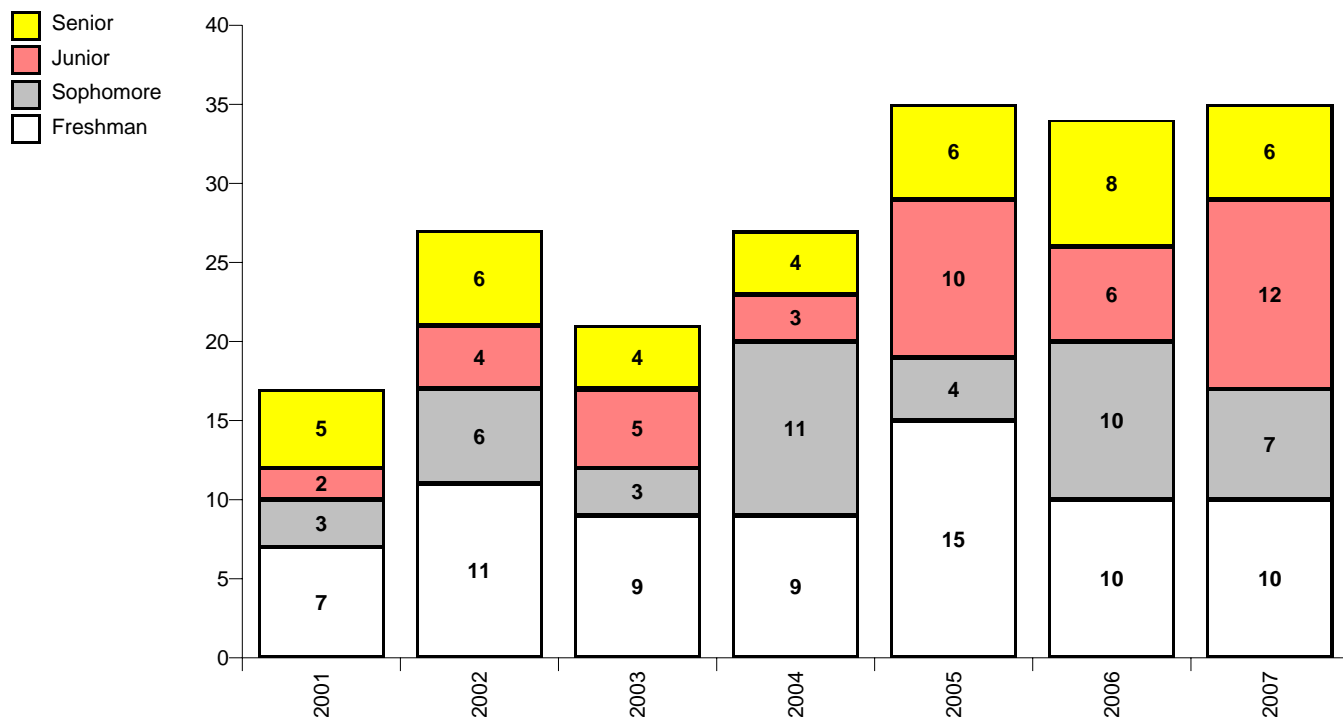
	<b>2001</b>	<b>2002</b>	<b>2003</b>	<b>2004</b>	<b>2005</b>	<b>2006</b>	<b>2007</b>
Freshman	37	41	39	44	38	33	37
Sophomore	38	30	33	34	40	37	34
Junior	31	22	25	30	32	31	36
Senior	61	60	53	49	50	52	48
<b>Total</b>	<b>167</b>	<b>153</b>	<b>150</b>	<b>157</b>	<b>160</b>	<b>153</b>	<b>155</b>

Source: Fall Preliminary Student Data Course Files

**COLLEGE OF MUSIC  
MUSIC  
ENROLLMENT BY FALL SEMESTER**

**Jazz and Contemporary Media**

**449301**



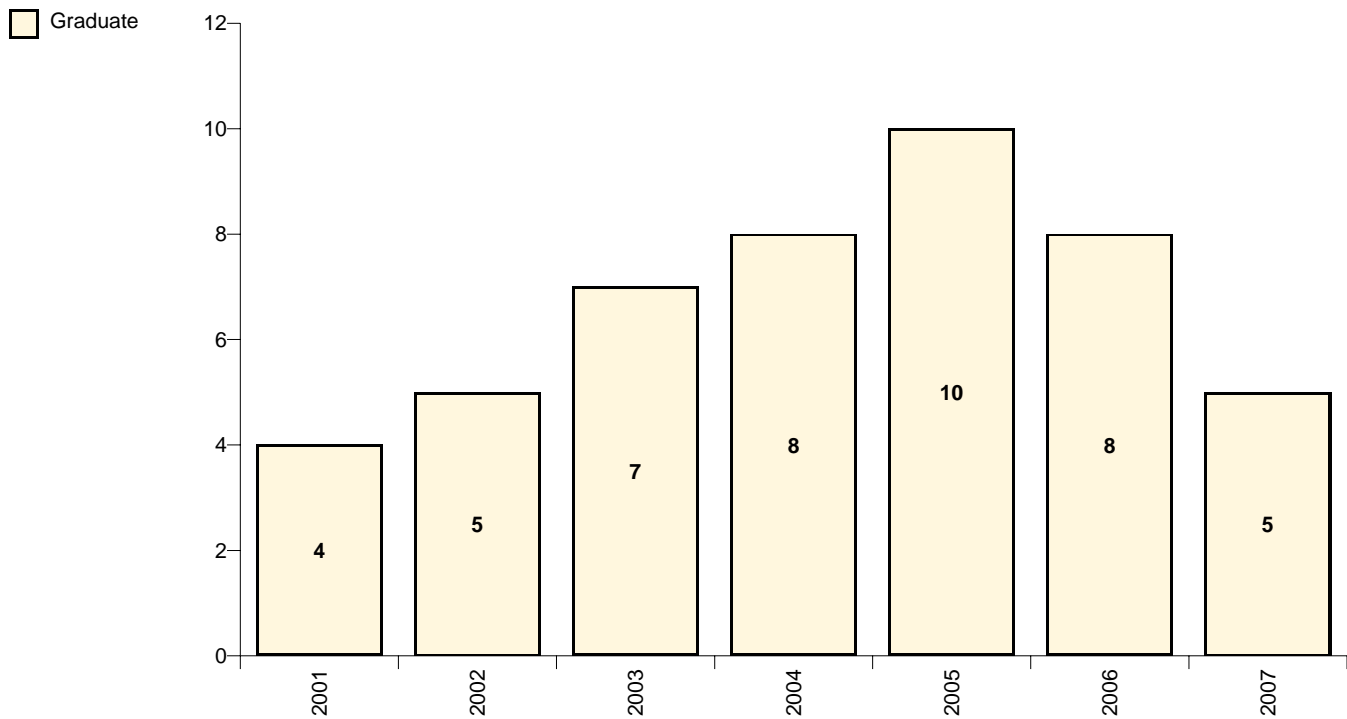
	<b>2001</b>	<b>2002</b>	<b>2003</b>	<b>2004</b>	<b>2005</b>	<b>2006</b>	<b>2007</b>
Freshman	7	11	9	9	15	10	10
Sophomore	3	6	3	11	4	10	7
Junior	2	4	5	3	10	6	12
Senior	5	6	4	4	6	8	6
<b>Total</b>	<b>17</b>	<b>27</b>	<b>21</b>	<b>27</b>	<b>35</b>	<b>34</b>	<b>35</b>

Source: Fall Preliminary Student Data Course Files

**COLLEGE OF MUSIC  
MUSIC  
ENROLLMENT BY FALL SEMESTER**

**Jazz Studies**

**447221**



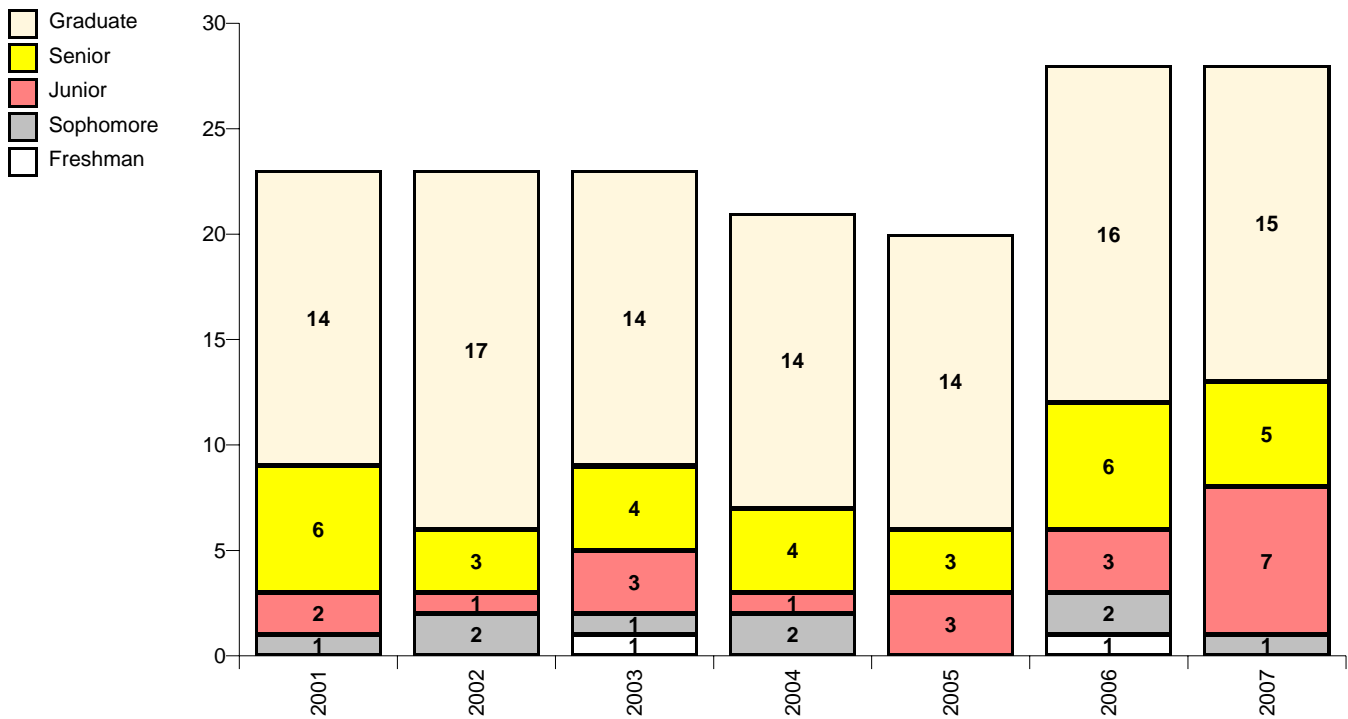
	<b>2001</b>	<b>2002</b>	<b>2003</b>	<b>2004</b>	<b>2005</b>	<b>2006</b>	<b>2007</b>
Graduate - Masters	4	5	7	8	10	8	5
<b>Total</b>	<b>4</b>	<b>5</b>	<b>7</b>	<b>8</b>	<b>10</b>	<b>8</b>	<b>5</b>

*Source: Fall Preliminary Student Data Course Files*

**COLLEGE OF MUSIC  
MUSIC  
ENROLLMENT BY FALL SEMESTER**

**Music Composition**

**447220**



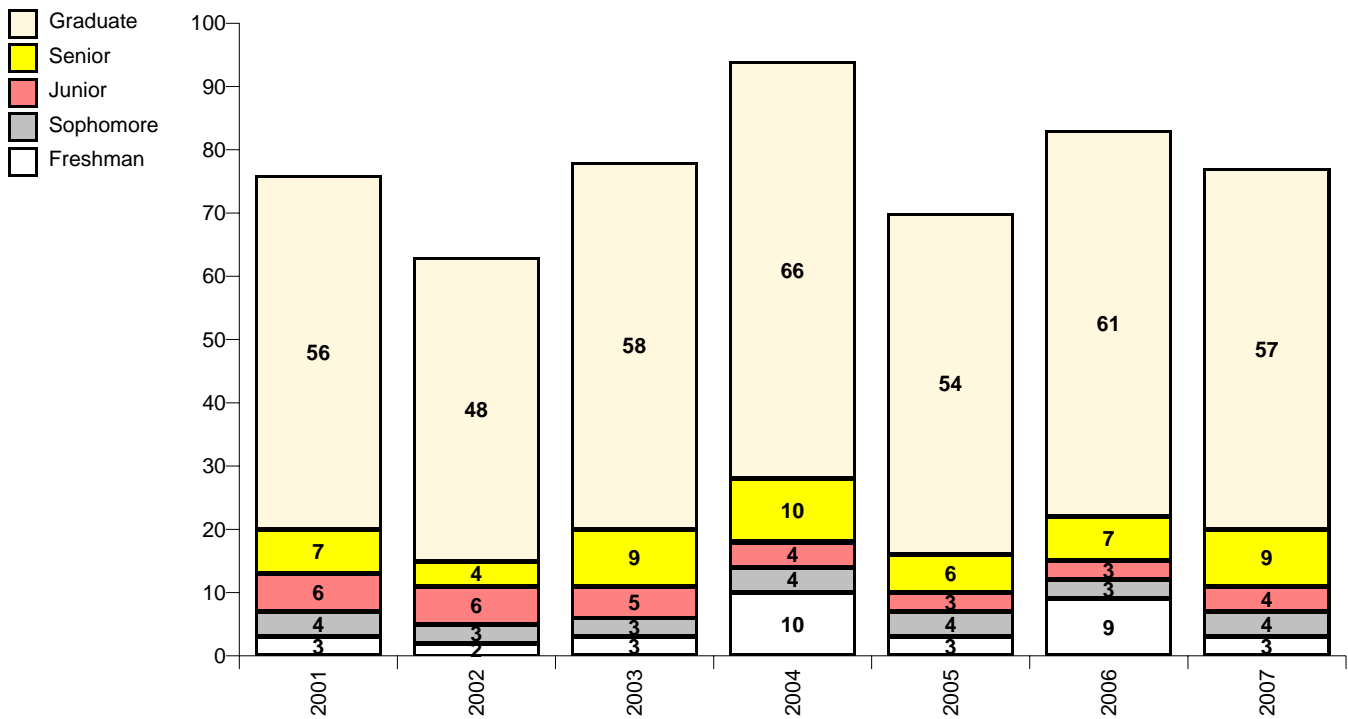
	2001	2002	2003	2004	2005	2006	2007
Freshman			1			1	
Sophomore	1	2	1	2		2	1
Junior	2	1	3	1	3	3	7
Senior	6	3	4	4	3	6	5
Graduate - Masters	8	9	5	7	6	5	7
Graduate - Doctorate	6	8	9	7	8	11	8
<b>Total</b>	<b>23</b>	<b>23</b>	<b>23</b>	<b>21</b>	<b>20</b>	<b>28</b>	<b>28</b>

Source: Fall Preliminary Student Data Course Files

**COLLEGE OF MUSIC  
MUSIC  
ENROLLMENT BY FALL SEMESTER**

**Music Education**

**447250**



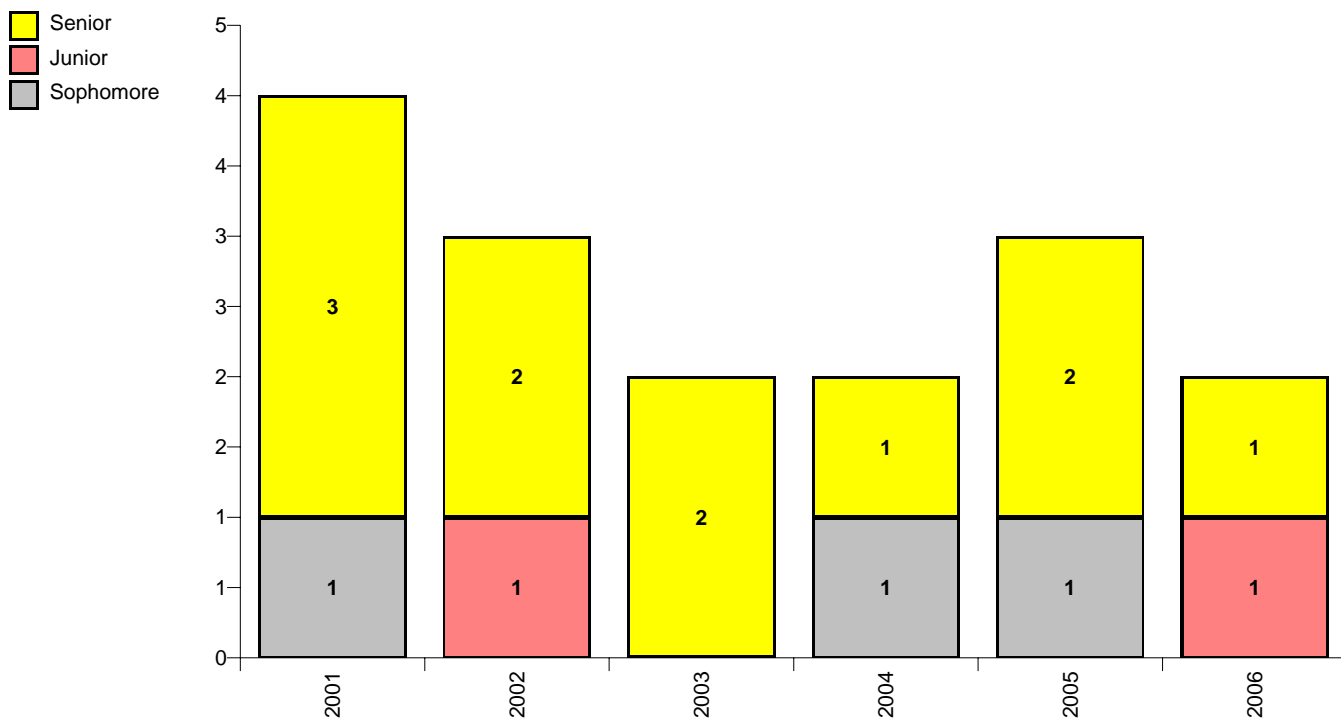
	<b>2001</b>	<b>2002</b>	<b>2003</b>	<b>2004</b>	<b>2005</b>	<b>2006</b>	<b>2007</b>
Freshman	3	2	3	10	3	9	3
Sophomore	4	3	3	4	4	3	4
Junior	6	6	5	4	3	3	4
Senior	7	4	9	10	6	7	9
Graduate - Masters	22	22	29	35	23	30	21
Graduate - Doctorate	34	26	29	31	31	31	36
<b>Total</b>	<b>76</b>	<b>63</b>	<b>78</b>	<b>94</b>	<b>70</b>	<b>83</b>	<b>77</b>

Source: Fall Preliminary Student Data Course Files

**COLLEGE OF MUSIC  
MUSIC  
ENROLLMENT BY FALL SEMESTER**

**Music History**

**447230**



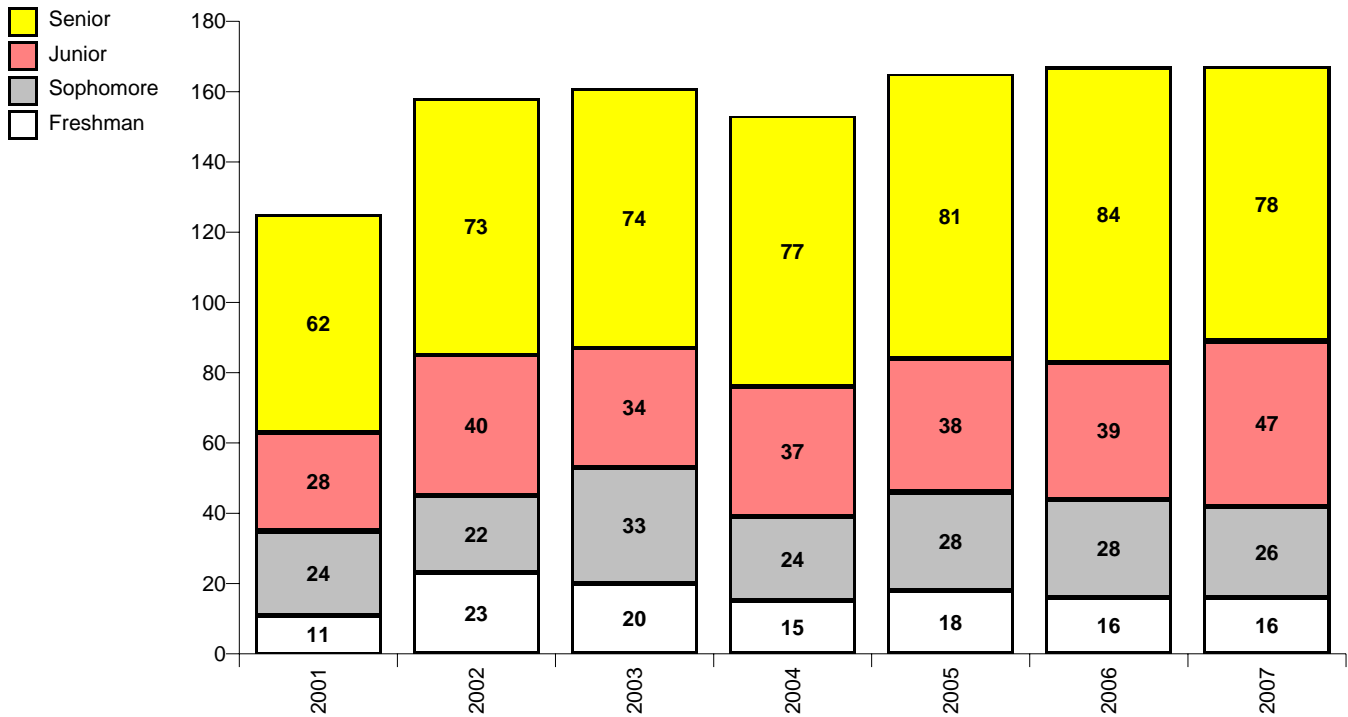
	2001	2002	2003	2004	2005	2006
Sophomore	1			1	1	
Junior		1				1
Senior	3	2	2	1	2	1
<b>Total</b>	<b>4</b>	<b>3</b>	<b>2</b>	<b>2</b>	<b>3</b>	<b>2</b>

Source: Fall Preliminary Student Data Course Files

**COLLEGE OF MUSIC  
MUSIC  
ENROLLMENT BY FALL SEMESTER**

**Music - Liberal Arts**

**449300**



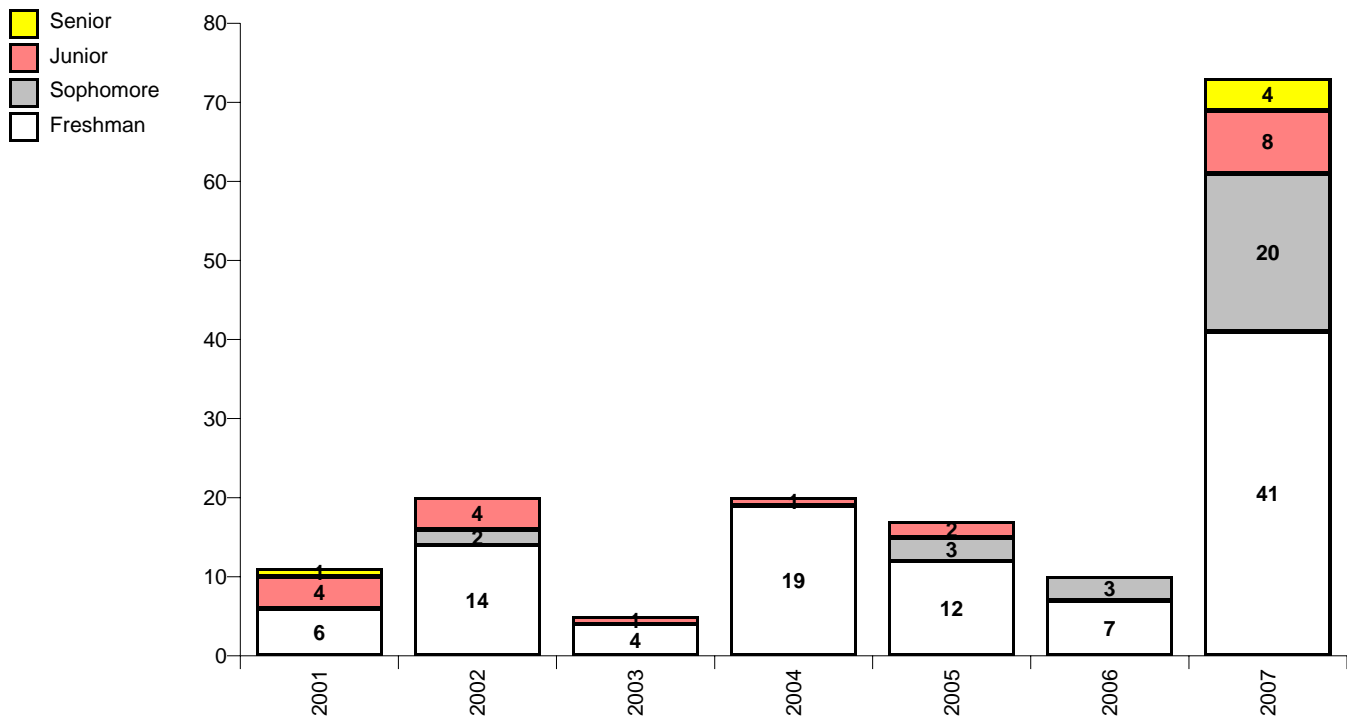
	<b>2001</b>	<b>2002</b>	<b>2003</b>	<b>2004</b>	<b>2005</b>	<b>2006</b>	<b>2007</b>
Freshman	11	23	20	15	18	16	16
Sophomore	24	22	33	24	28	28	26
Junior	28	40	34	37	38	39	47
Senior	62	73	74	77	81	84	78
<b>Total</b>	<b>125</b>	<b>158</b>	<b>161</b>	<b>153</b>	<b>165</b>	<b>167</b>	<b>167</b>

Source: Fall Preliminary Student Data Course Files

**COLLEGE OF MUSIC  
MUSIC  
ENROLLMENT BY FALL SEMESTER**

**Music, NFA**

**449999**



	<b>2001</b>	<b>2002</b>	<b>2003</b>	<b>2004</b>	<b>2005</b>	<b>2006</b>	<b>2007</b>
Freshman	6	14	4	19	12	7	41
Sophomore		2			3	3	20
Junior	4	4	1	1	2		8
Senior	1						4
<b>Total</b>	<b>11</b>	<b>20</b>	<b>5</b>	<b>20</b>	<b>17</b>	<b>10</b>	<b>73</b>

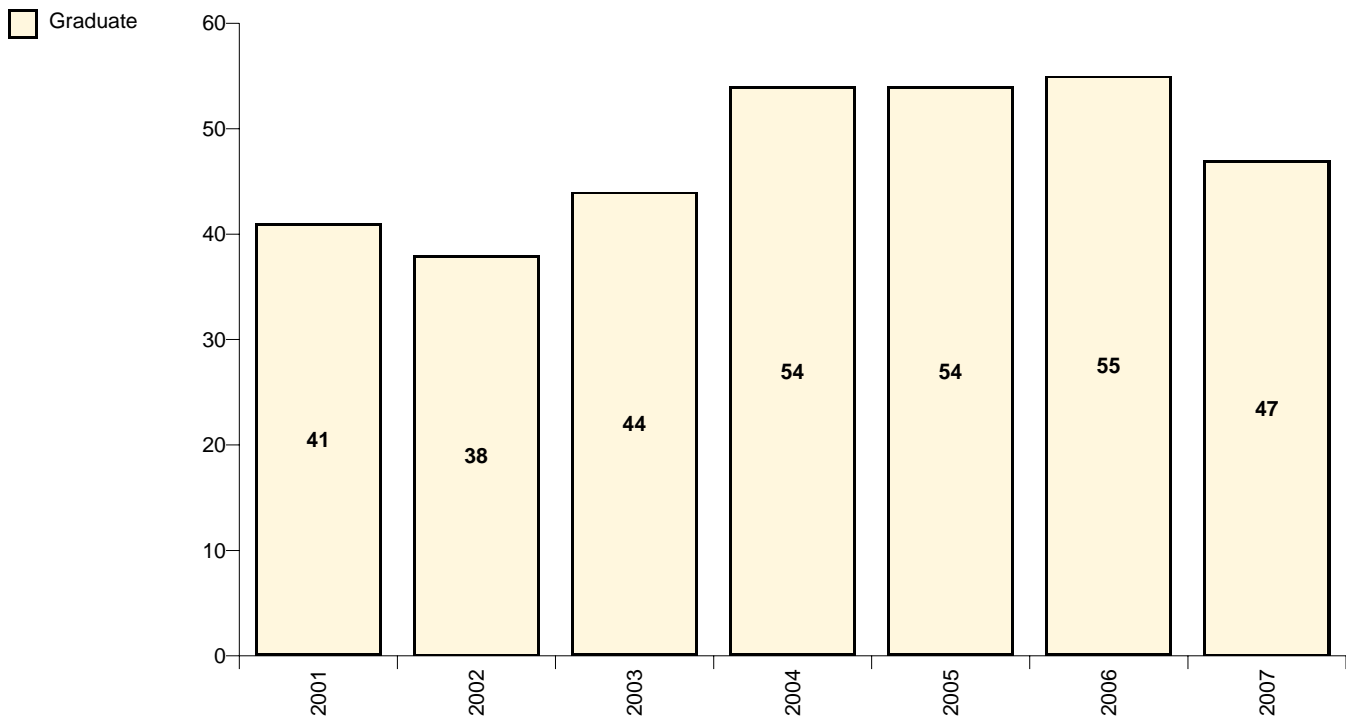
Source: Fall Preliminary Student Data Course Files



**COLLEGE OF MUSIC  
MUSIC  
ENROLLMENT BY FALL SEMESTER**

**Musicology**

**447271**



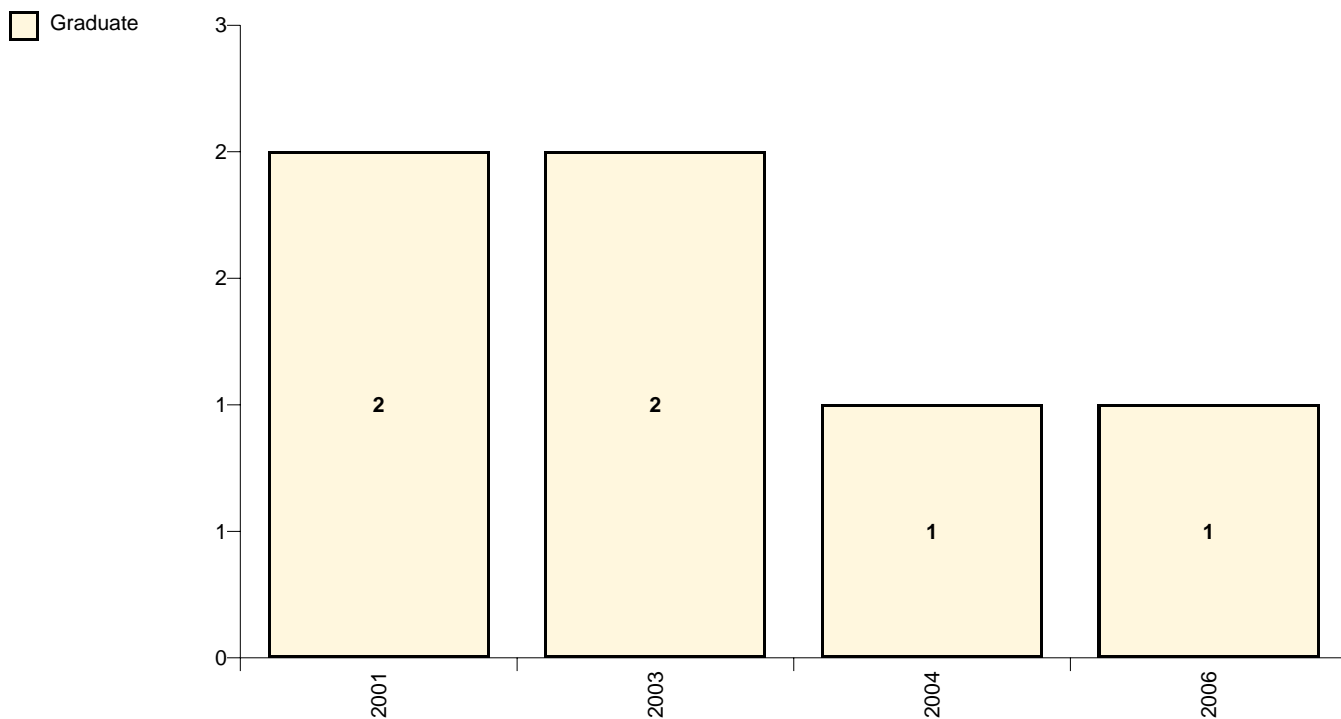
	<b>2001</b>	<b>2002</b>	<b>2003</b>	<b>2004</b>	<b>2005</b>	<b>2006</b>	<b>2007</b>
Graduate - Masters	14	15	24	29	32	28	20
Graduate - Doctorate	27	23	20	25	22	27	27
<b>Total</b>	<b>41</b>	<b>38</b>	<b>44</b>	<b>54</b>	<b>54</b>	<b>55</b>	<b>47</b>

Source: Fall Preliminary Student Data Course Files

**COLLEGE OF MUSIC  
MUSIC  
ENROLLMENT BY FALL SEMESTER**

**Music Performance**

**447210**



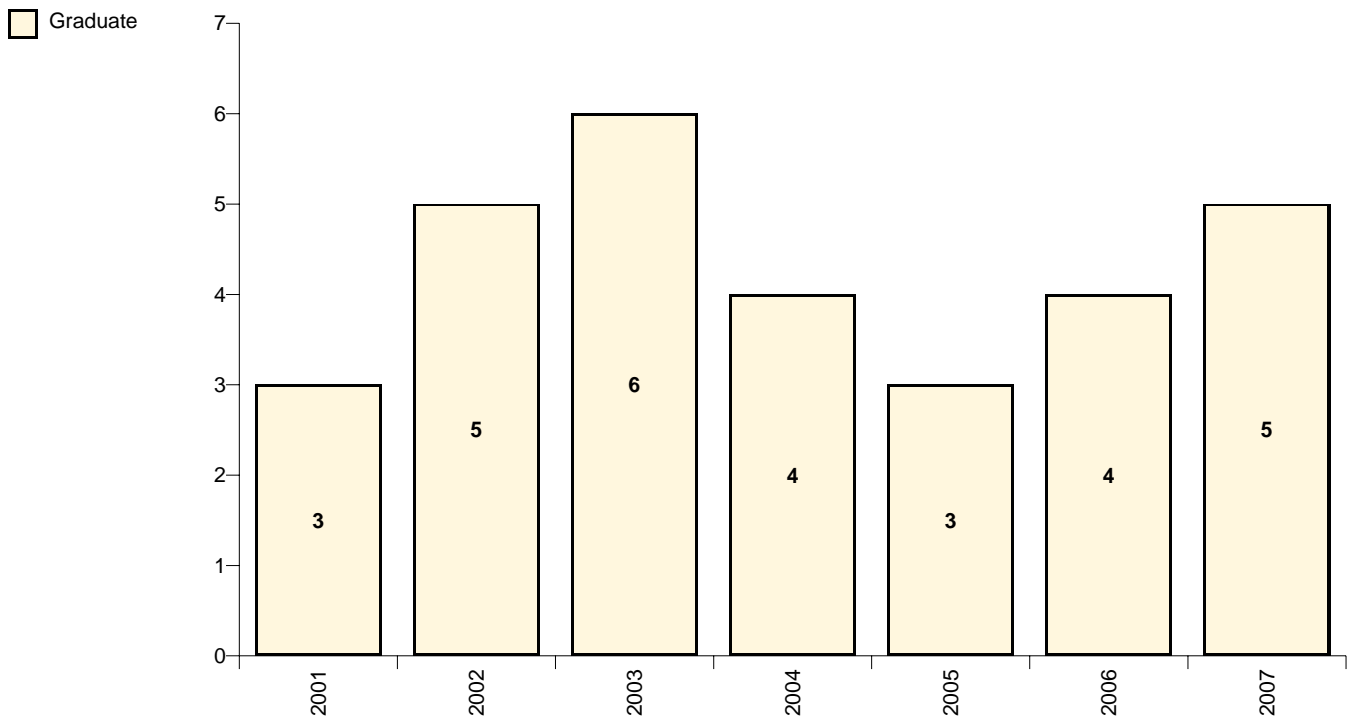
	<b>2001</b>	<b>2003</b>	<b>2004</b>	<b>2006</b>
Graduate - Masters	2	1		1
Graduate - Doctorate		1	1	
<b>Total</b>	<b>2</b>	<b>2</b>	<b>1</b>	<b>1</b>

Source: *Fall Preliminary Student Data Course Files*

**COLLEGE OF MUSIC  
MUSIC  
ENROLLMENT BY FALL SEMESTER**

**Music Performance - Accompanying**

**447285**



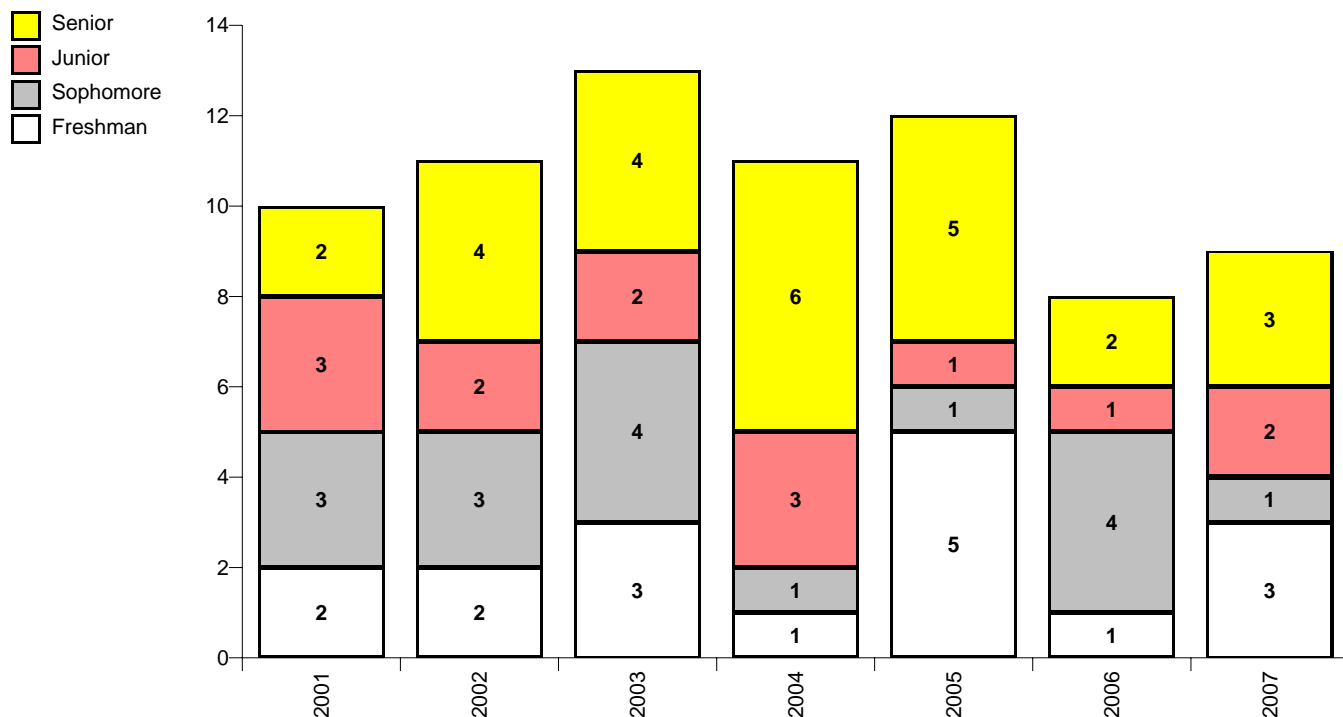
	<b>2001</b>	<b>2002</b>	<b>2003</b>	<b>2004</b>	<b>2005</b>	<b>2006</b>	<b>2007</b>
Graduate - Masters	3	5	6	4	3	4	5
<b>Total</b>	<b>3</b>	<b>5</b>	<b>6</b>	<b>4</b>	<b>3</b>	<b>4</b>	<b>5</b>

Source: Fall Preliminary Student Data Course Files

**COLLEGE OF MUSIC  
MUSIC  
ENROLLMENT BY FALL SEMESTER**

**Music Theatre - Music**

**447290**



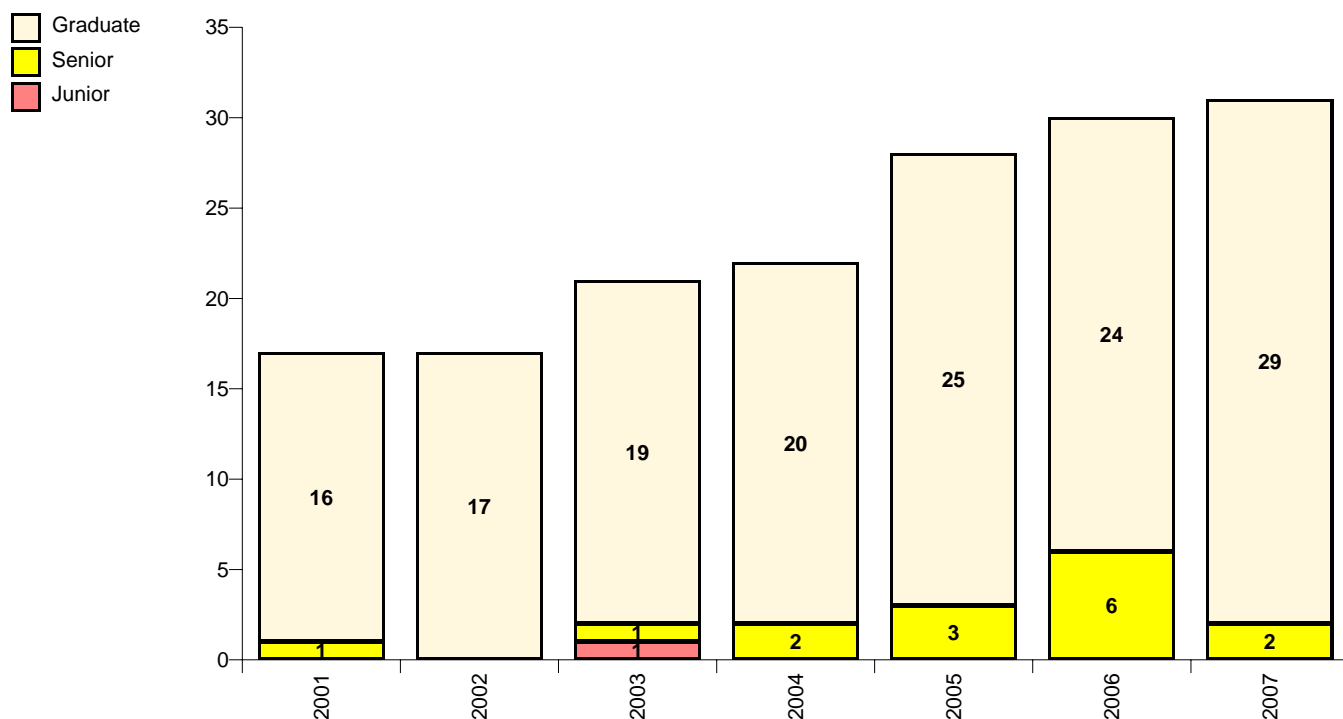
	<b>2001</b>	<b>2002</b>	<b>2003</b>	<b>2004</b>	<b>2005</b>	<b>2006</b>	<b>2007</b>
Freshman	2	2	3	1	5	1	3
Sophomore	3	3	4	1	1	4	1
Junior	3	2	2	3	1	1	2
Senior	2	4	4	6	5	2	3
<b>Total</b>	<b>10</b>	<b>11</b>	<b>13</b>	<b>11</b>	<b>12</b>	<b>8</b>	<b>9</b>

Source: Fall Preliminary Student Data Course Files

**COLLEGE OF MUSIC  
MUSIC  
ENROLLMENT BY FALL SEMESTER**

**Music Theory**

**447270**



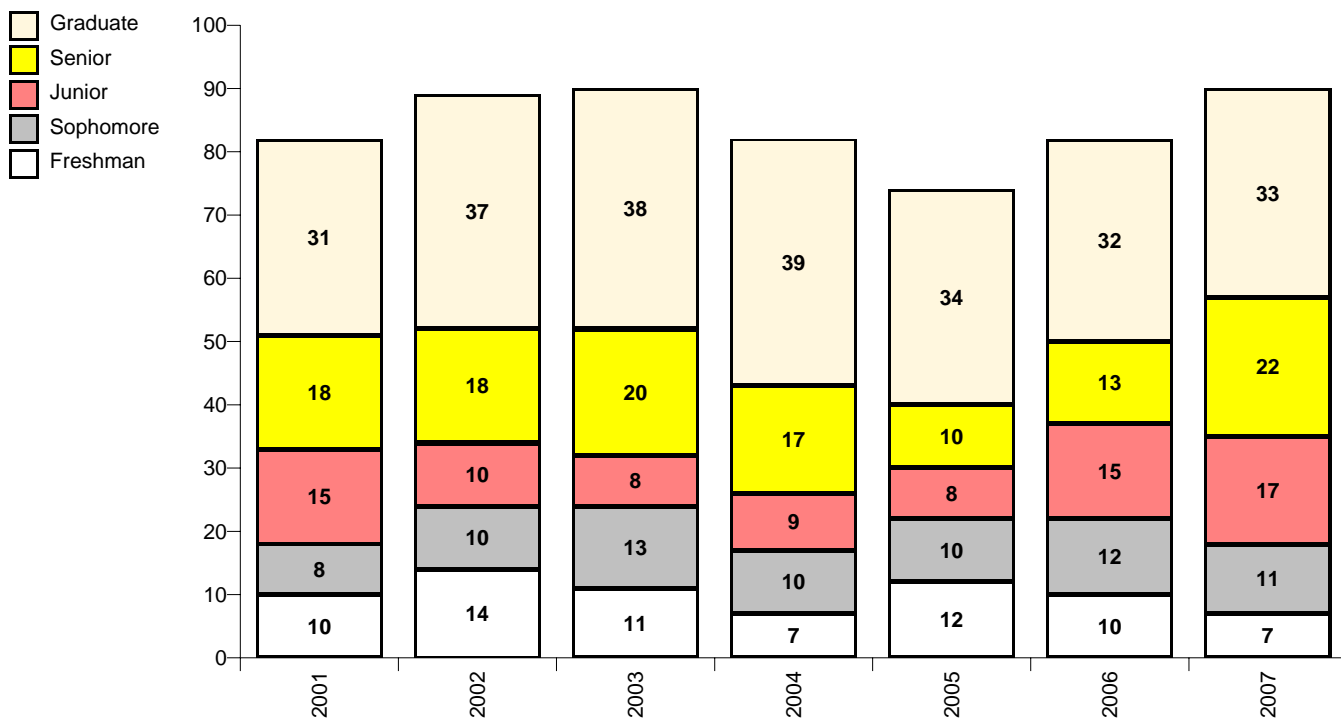
	2001	2002	2003	2004	2005	2006	2007
Junior			1				
Senior	1		1	2	3	6	2
Graduate - Masters	8	6	9	8	12	10	10
Graduate - Doctorate	8	11	10	12	13	14	19
<b>Total</b>	<b>17</b>	<b>17</b>	<b>21</b>	<b>22</b>	<b>28</b>	<b>30</b>	<b>31</b>

Source: Fall Preliminary Student Data Course Files

**COLLEGE OF MUSIC  
MUSIC  
ENROLLMENT BY FALL SEMESTER**

**Music Therapy**

**447260**



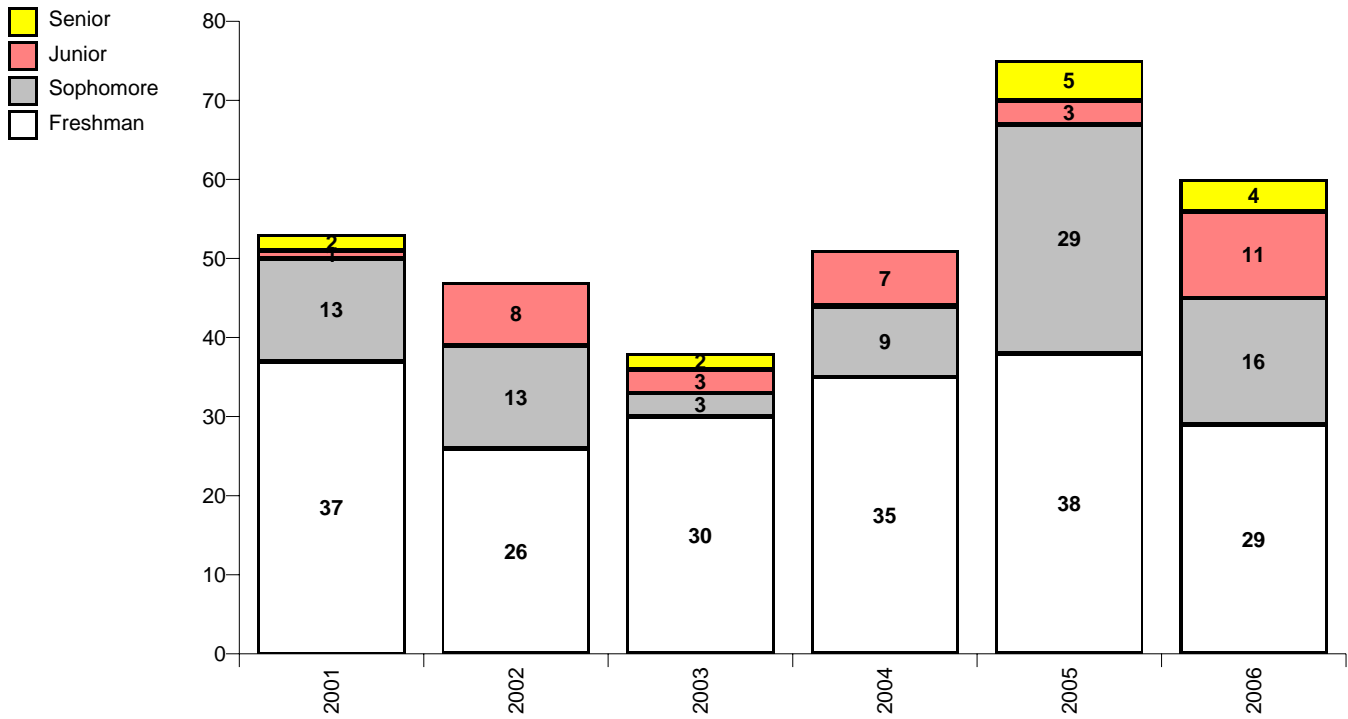
	<b>2001</b>	<b>2002</b>	<b>2003</b>	<b>2004</b>	<b>2005</b>	<b>2006</b>	<b>2007</b>
Freshman	10	14	11	7	12	10	7
Sophomore	8	10	13	10	10	12	11
Junior	15	10	8	9	8	15	17
Senior	18	18	20	17	10	13	22
Graduate - Masters	31	37	38	39	34	32	33
<b>Total</b>	<b>82</b>	<b>89</b>	<b>90</b>	<b>82</b>	<b>74</b>	<b>82</b>	<b>90</b>

Source: Fall Preliminary Student Data Course Files

**COLLEGE OF MUSIC  
MUSIC  
ENROLLMENT BY FALL SEMESTER**

**Music, Undecided**

**447298**



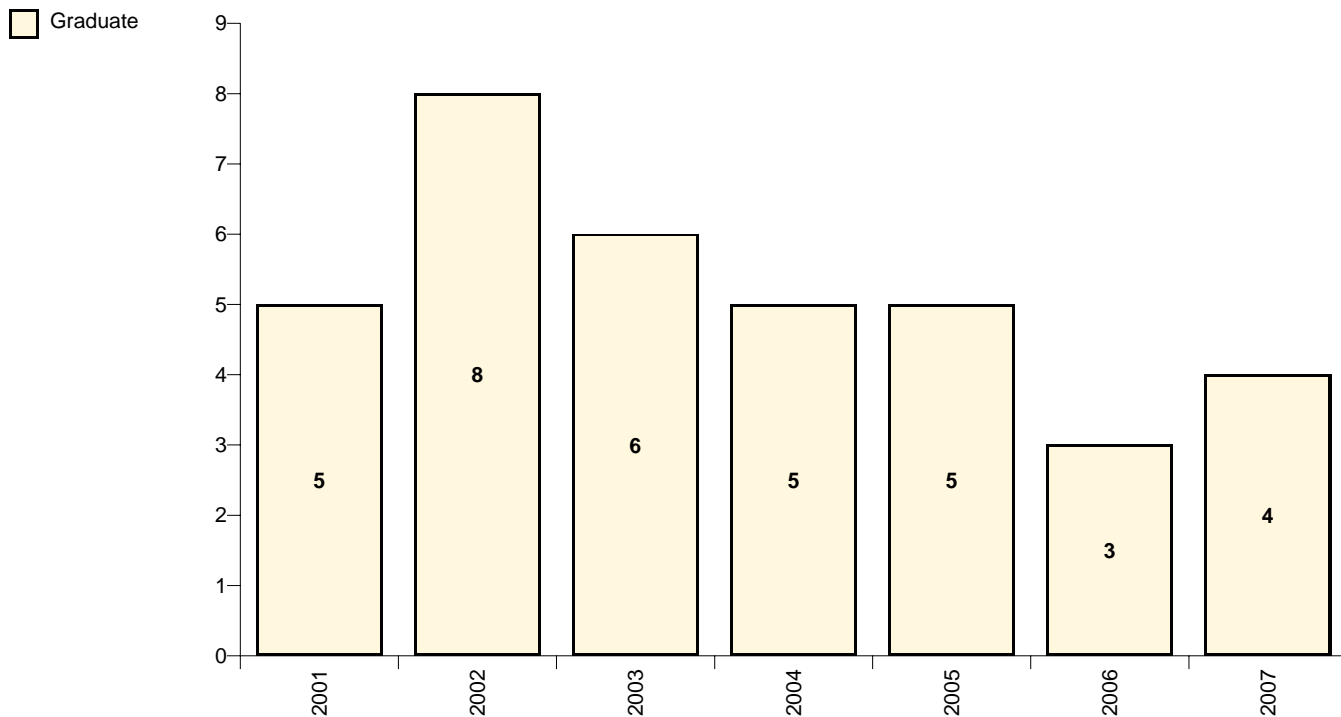
	<b>2001</b>	<b>2002</b>	<b>2003</b>	<b>2004</b>	<b>2005</b>	<b>2006</b>
Freshman	37	26	30	35	38	29
Sophomore	13	13	3	9	29	16
Junior	1	8	3	7	3	11
Senior	2	0	2	0	5	4
<b>Total</b>	<b>53</b>	<b>47</b>	<b>38</b>	<b>51</b>	<b>75</b>	<b>60</b>

Source: Fall Preliminary Student Data Course Files

**COLLEGE OF MUSIC  
MUSIC  
ENROLLMENT BY FALL SEMESTER**

**Opera**

**447240**



	<b>2001</b>	<b>2002</b>	<b>2003</b>	<b>2004</b>	<b>2005</b>	<b>2006</b>	<b>2007</b>
Graduate - Masters	5	8	6	5	5	3	4
<b>Total</b>	<b>5</b>	<b>8</b>	<b>6</b>	<b>5</b>	<b>5</b>	<b>3</b>	<b>4</b>

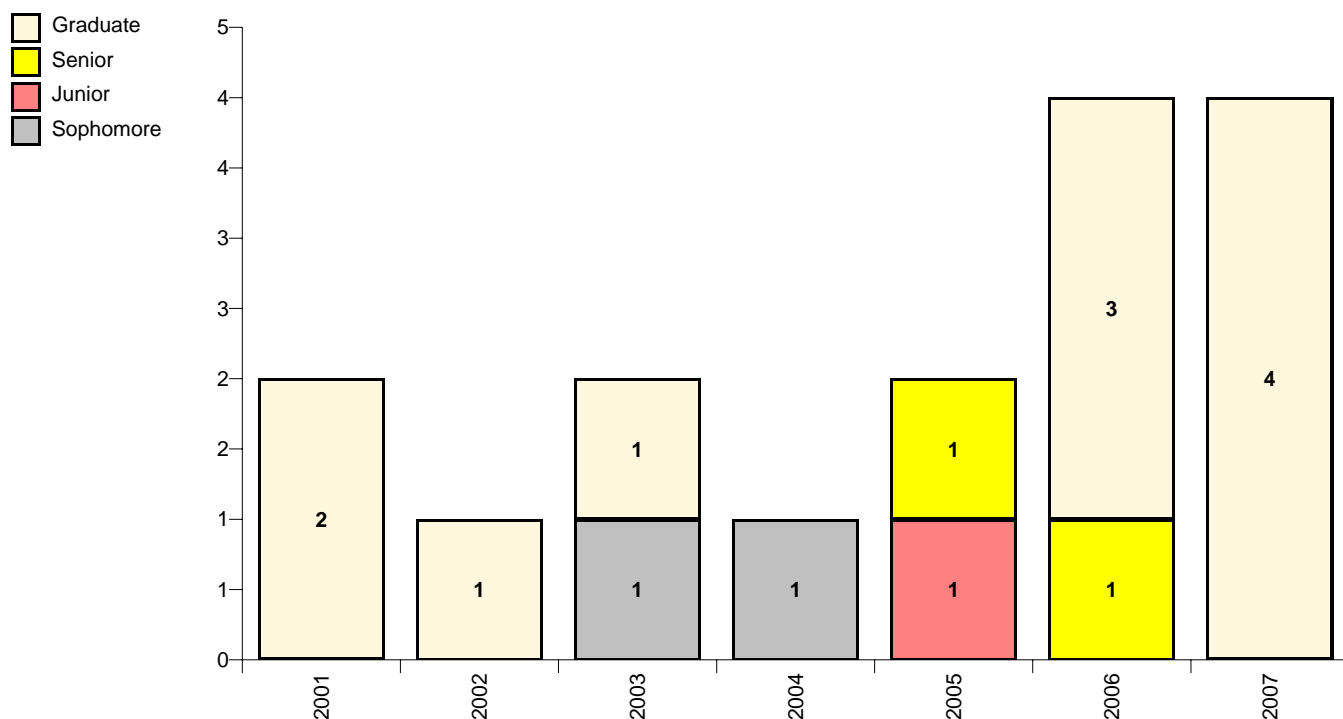
*Source: Fall Preliminary Student Data Course Files*



**COLLEGE OF MUSIC  
MUSIC  
ENROLLMENT BY FALL SEMESTER**

**Organ**

**447213**



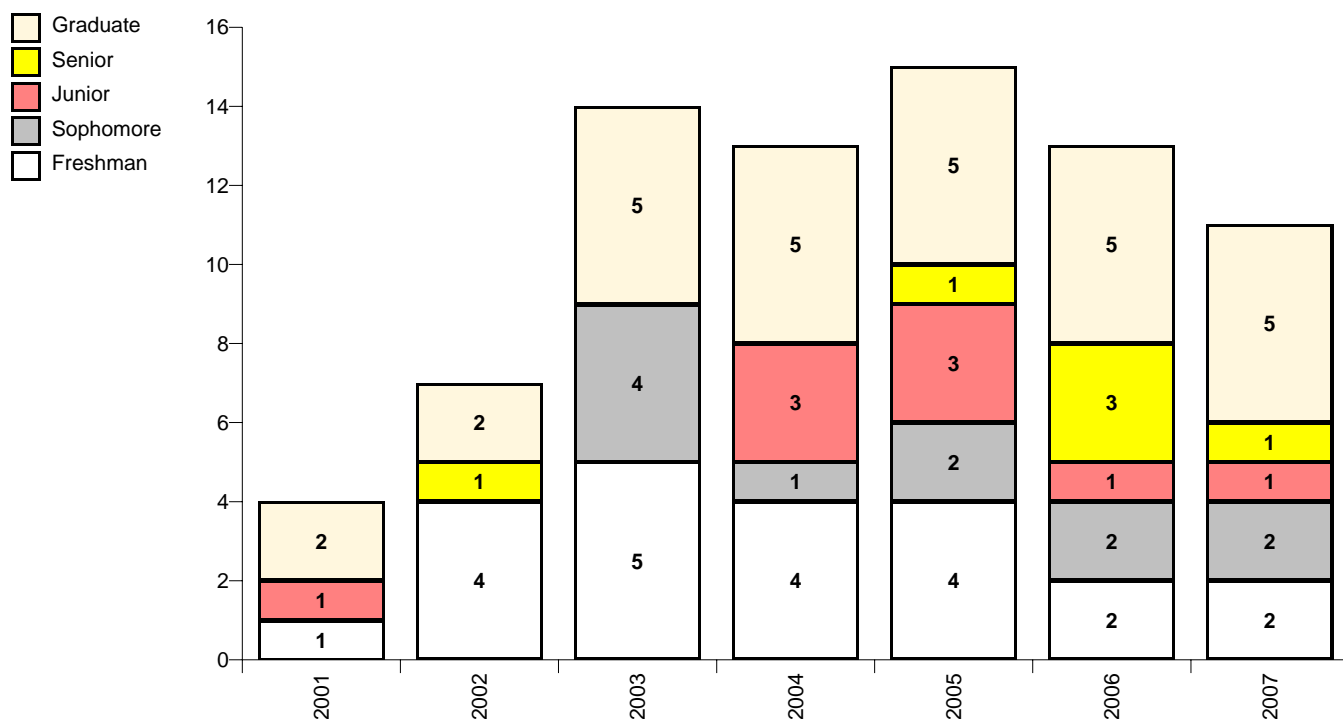
	2001	2002	2003	2004	2005	2006	2007
Sophomore			1	1			
Junior					1		
Senior					1	1	
Graduate - Masters						3	3
Graduate - Doctorate	2	1	1				1
<b>Total</b>	<b>2</b>	<b>1</b>	<b>2</b>	<b>1</b>	<b>2</b>	<b>4</b>	<b>4</b>

Source: Fall Preliminary Student Data Course Files

**COLLEGE OF MUSIC  
MUSIC  
ENROLLMENT BY FALL SEMESTER**

**Percussion**

**447214**



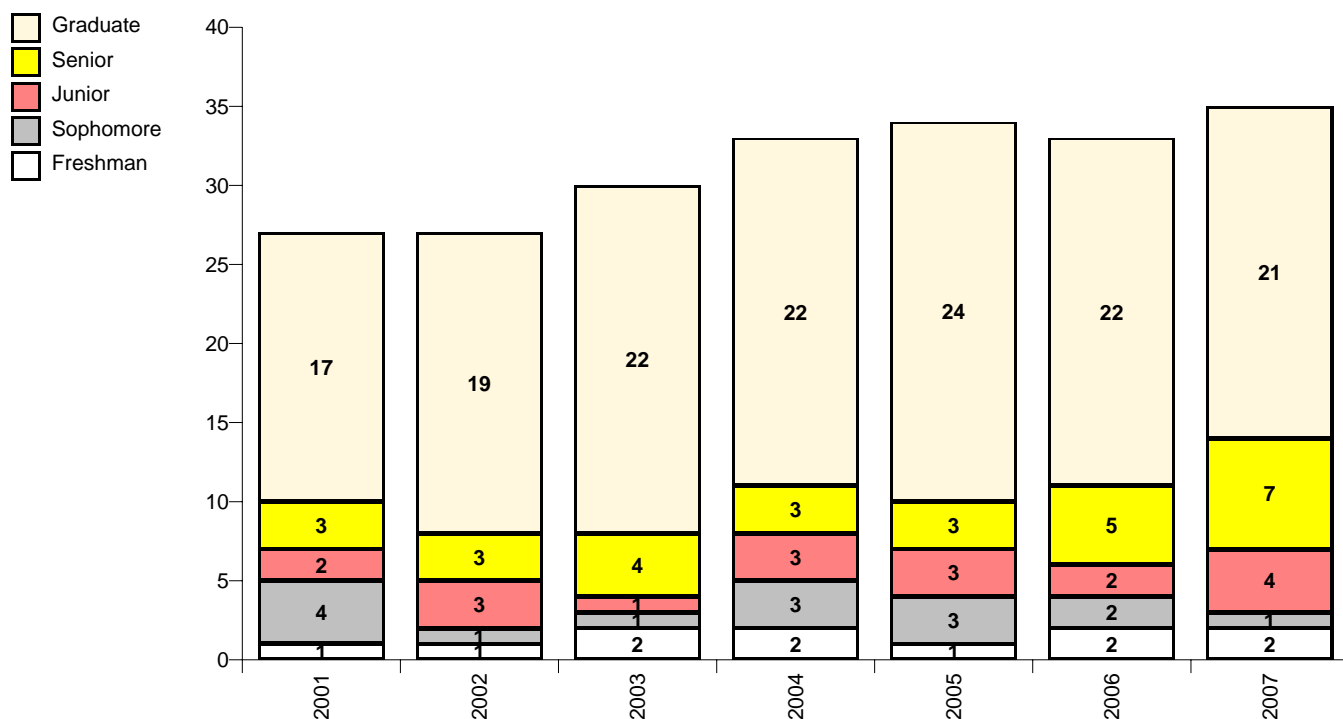
	2001	2002	2003	2004	2005	2006	2007
Freshman	1	4	5	4	4	2	2
Sophomore			4	1	2	2	2
Junior	1			3	3	1	1
Senior		1			1	3	1
Graduate - Masters	2	1	3	2	1	1	4
Graduate - Doctorate		1	2	3	4	4	1
<b>Total</b>	<b>4</b>	<b>7</b>	<b>14</b>	<b>13</b>	<b>15</b>	<b>13</b>	<b>11</b>

Source: Fall Preliminary Student Data Course Files

**COLLEGE OF MUSIC  
MUSIC  
ENROLLMENT BY FALL SEMESTER**

**Piano**

**447215**



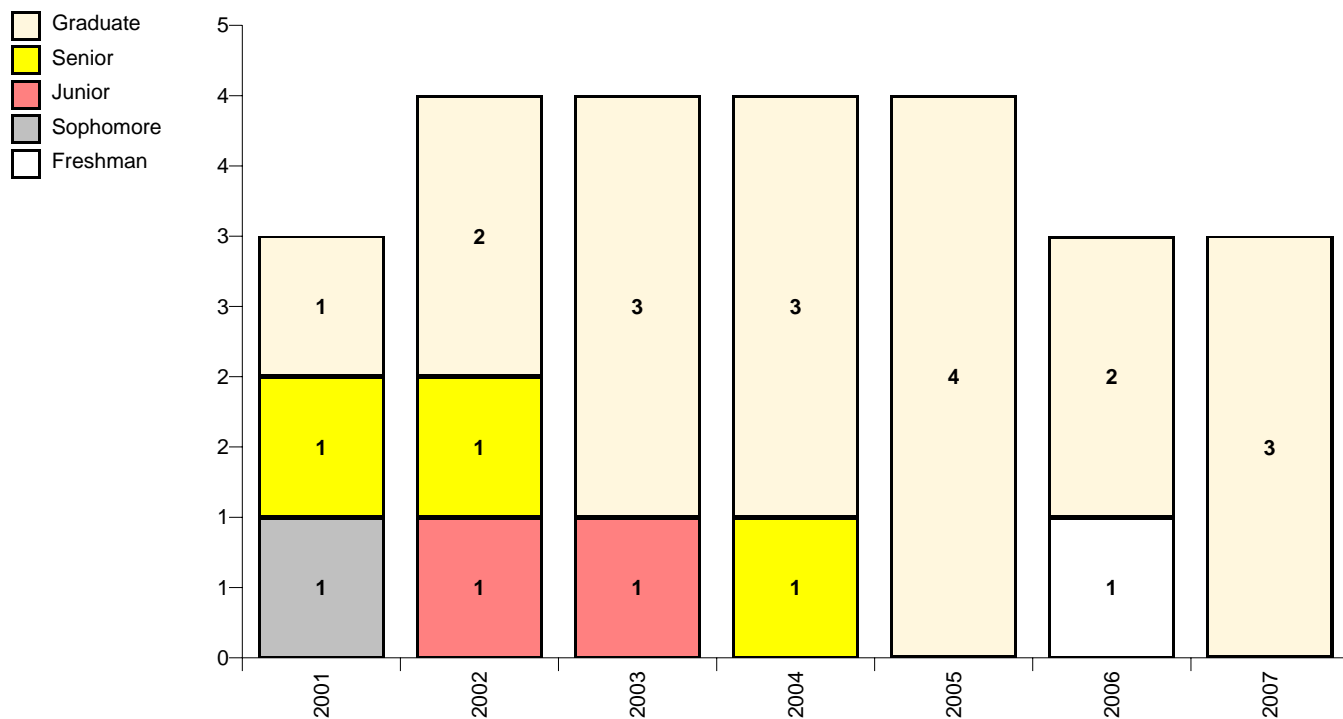
	<b>2001</b>	<b>2002</b>	<b>2003</b>	<b>2004</b>	<b>2005</b>	<b>2006</b>	<b>2007</b>
Freshman	1	1	2	2	1	2	2
Sophomore	4	1	1	3	3	2	1
Junior	2	3	1	3	3	2	4
Senior	3	3	4	3	3	5	7
Graduate - Masters	2	4	6	6	8	6	4
Graduate - Doctorate	15	15	16	16	16	16	17
<b>Total</b>	<b>27</b>	<b>27</b>	<b>30</b>	<b>33</b>	<b>34</b>	<b>33</b>	<b>35</b>

Source: Fall Preliminary Student Data Course Files

**COLLEGE OF MUSIC  
MUSIC  
ENROLLMENT BY FALL SEMESTER**

**Piano Pedagogy**

**447209**



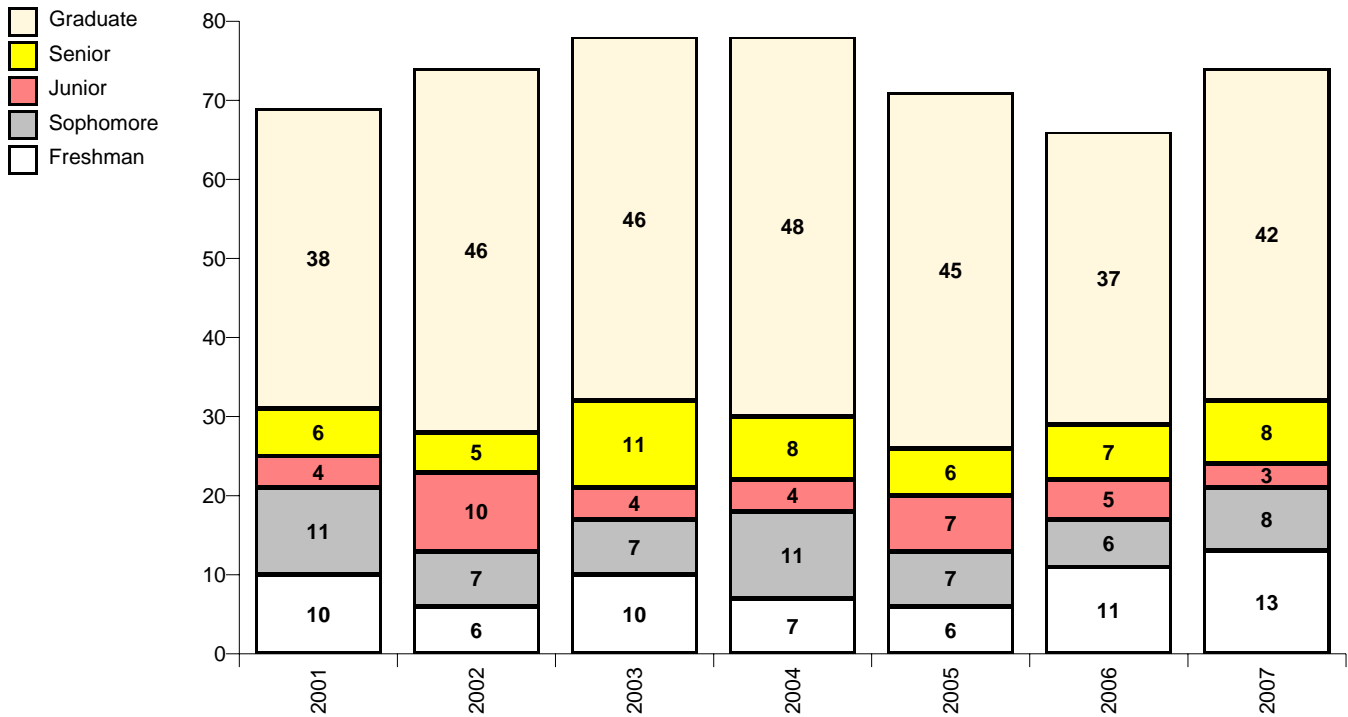
	2001	2002	2003	2004	2005	2006	2007
Freshman						1	
Sophomore	1						
Junior		1	1				
Senior	1	1		1			
Graduate - Masters	1	2	3	3	4	2	3
<b>Total</b>	<b>3</b>	<b>4</b>	<b>4</b>	<b>4</b>	<b>4</b>	<b>3</b>	<b>3</b>

Source: Fall Preliminary Student Data Course Files

**COLLEGE OF MUSIC  
MUSIC  
ENROLLMENT BY FALL SEMESTER**

**Strings**

**447216**



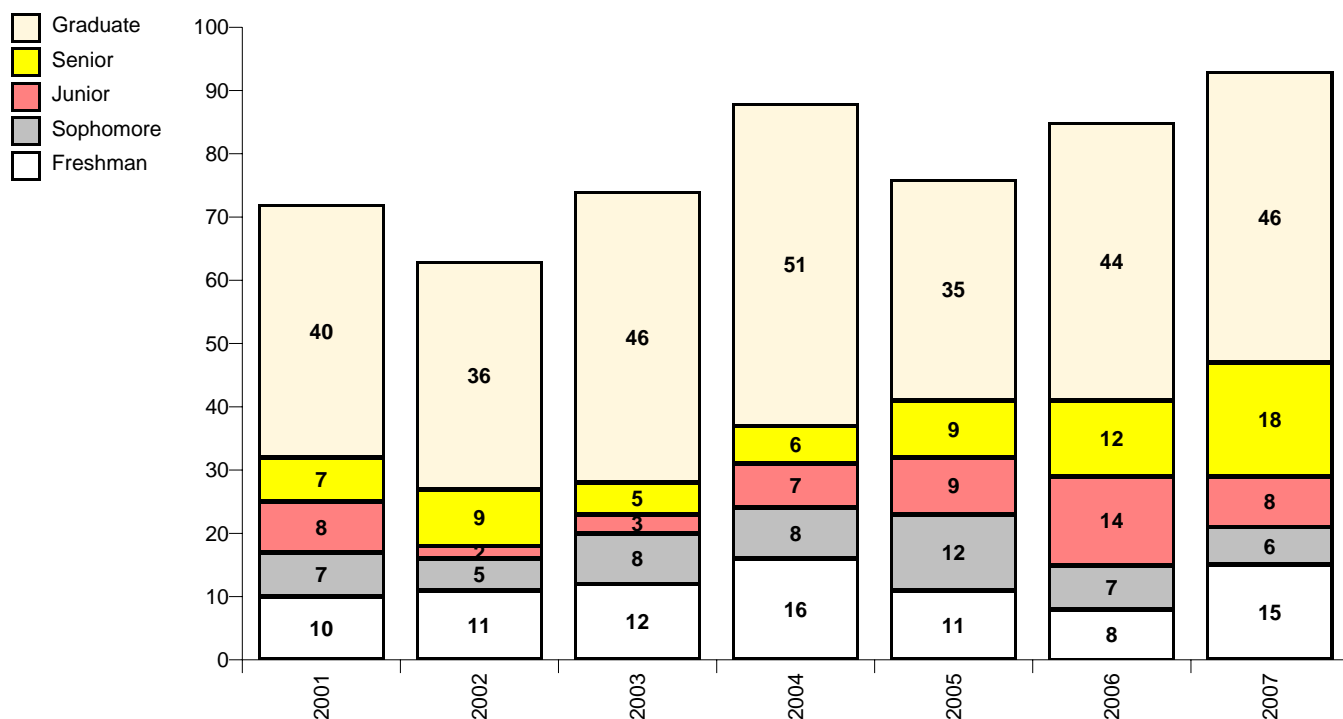
	<b>2001</b>	<b>2002</b>	<b>2003</b>	<b>2004</b>	<b>2005</b>	<b>2006</b>	<b>2007</b>
Freshman	10	6	10	7	6	11	13
Sophomore	11	7	7	11	7	6	8
Junior	4	10	4	4	7	5	3
Senior	6	5	11	8	6	7	8
Graduate - Masters	14	18	20	17	12	8	10
Graduate - Doctorate	24	28	26	31	33	29	32
<b>Total</b>	<b>69</b>	<b>74</b>	<b>78</b>	<b>78</b>	<b>71</b>	<b>66</b>	<b>74</b>

Source: Fall Preliminary Student Data Course Files

**COLLEGE OF MUSIC  
MUSIC  
ENROLLMENT BY FALL SEMESTER**

**Voice**

**447217**



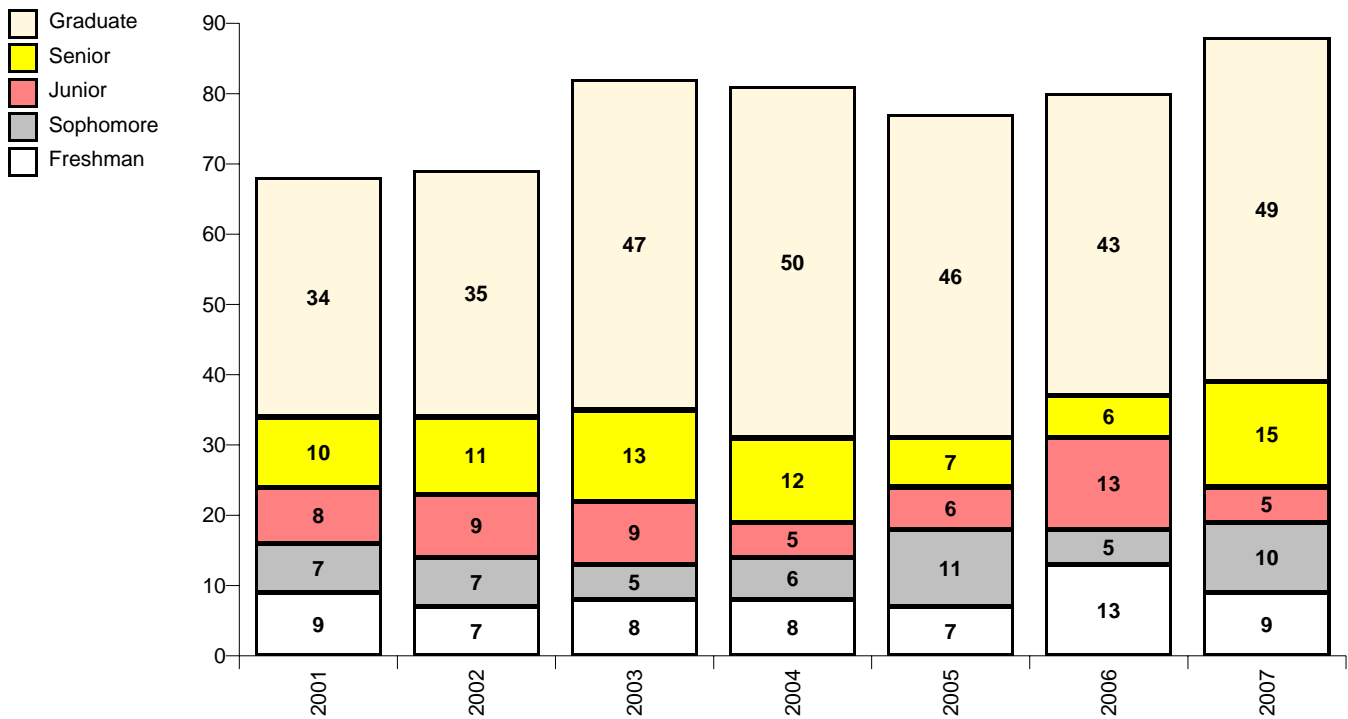
	<b>2001</b>	<b>2002</b>	<b>2003</b>	<b>2004</b>	<b>2005</b>	<b>2006</b>	<b>2007</b>
Freshman	10	11	12	16	11	8	15
Sophomore	7	5	8	8	12	7	6
Junior	8	2	3	7	9	14	8
Senior	7	9	5	6	9	12	18
Graduate - Masters	22	19	23	27	25	29	30
Graduate - Doctorate	18	17	23	24	10	15	16
<b>Total</b>	<b>72</b>	<b>63</b>	<b>74</b>	<b>88</b>	<b>76</b>	<b>85</b>	<b>93</b>

Source: Fall Preliminary Student Data Course Files

**COLLEGE OF MUSIC  
MUSIC  
ENROLLMENT BY FALL SEMESTER**

**Woodwinds**

**447218**



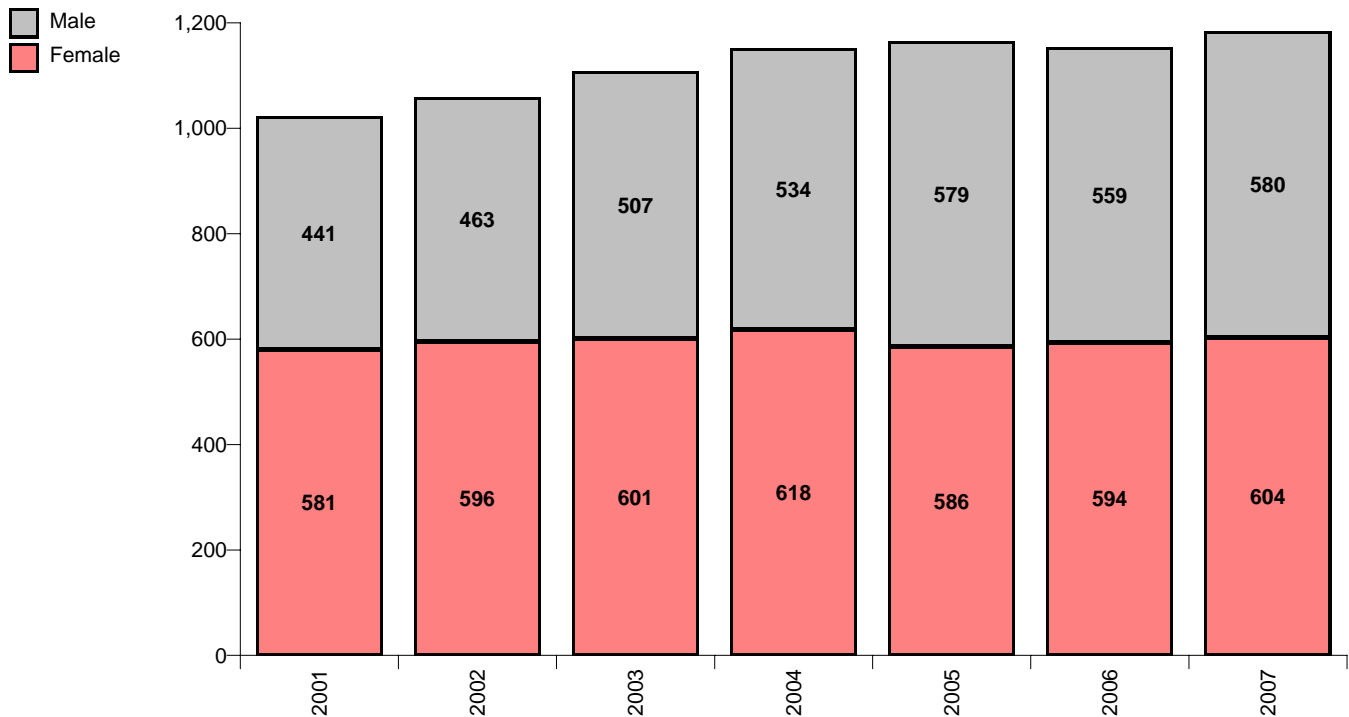
	<b>2001</b>	<b>2002</b>	<b>2003</b>	<b>2004</b>	<b>2005</b>	<b>2006</b>	<b>2007</b>
Freshman	9	7	8	8	7	13	9
Sophomore	7	7	5	6	11	5	10
Junior	8	9	9	5	6	13	5
Senior	10	11	13	12	7	6	15
Graduate - Masters	11	15	25	28	21	21	24
Graduate - Doctorate	23	20	22	22	25	22	25
<b>Total</b>	<b>68</b>	<b>69</b>	<b>82</b>	<b>81</b>	<b>77</b>	<b>80</b>	<b>88</b>

Source: Fall Preliminary Student Data Course Files

# College of Music

## Music

### Enrollment by Fall Semester



		2001	2002	2003	2004	2005	2006	2007
<b>Female</b>	American Indian or Native Alaskan	2	1	2	4	3	5	6
	Asian or Pacific Islander	11	10	11	16	18	16	17
	Black	38	42	38	39	29	33	31
	Hispanic	38	39	35	40	34	37	31
	Non-Resident Alien	34	45	54	57	53	43	52
	White	454	453	454	451	439	455	463
	Not Reported	4	6	7	11	10	5	4
	<b>Female Total</b>	<b>581</b>	<b>596</b>	<b>601</b>	<b>618</b>	<b>586</b>	<b>594</b>	<b>604</b>
<b>Male</b>	American Indian or Native Alaskan	3	1	2		2	2	4
	Asian or Pacific Islander	8	7	14	9	5	7	6
	Black	39	37	48	58	55	51	57
	Hispanic	25	34	36	41	53	49	57
	Non-Resident Alien	17	19	17	17	17	18	16
	White	344	357	382	395	429	425	433
	Not Reported	5	8	8	14	18	7	7
	<b>Male Total</b>	<b>441</b>	<b>463</b>	<b>507</b>	<b>534</b>	<b>579</b>	<b>559</b>	<b>580</b>
<b>Department Total</b>	<b>1,022</b>	<b>1,059</b>	<b>1,108</b>	<b>1,152</b>	<b>1,165</b>	<b>1,153</b>	<b>1,184</b>	

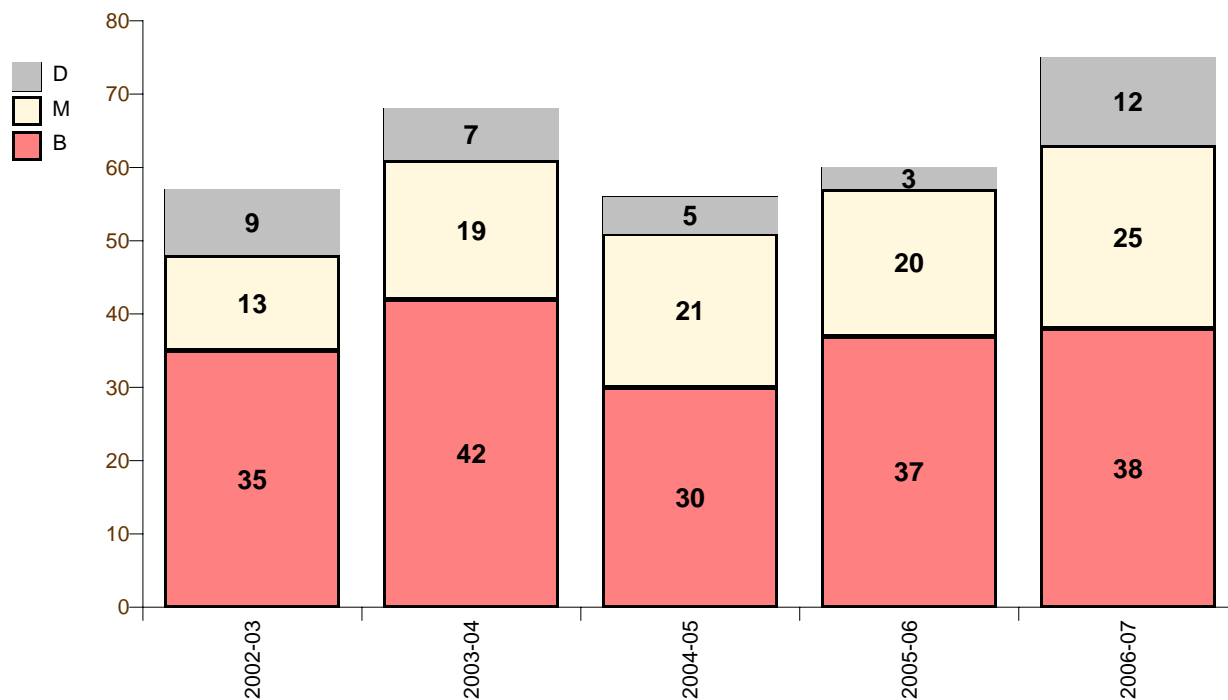
Source: Fall Preliminary Student Data Course Files



# College of Music

## Degrees Awarded by Semester

CIP Code: 131312

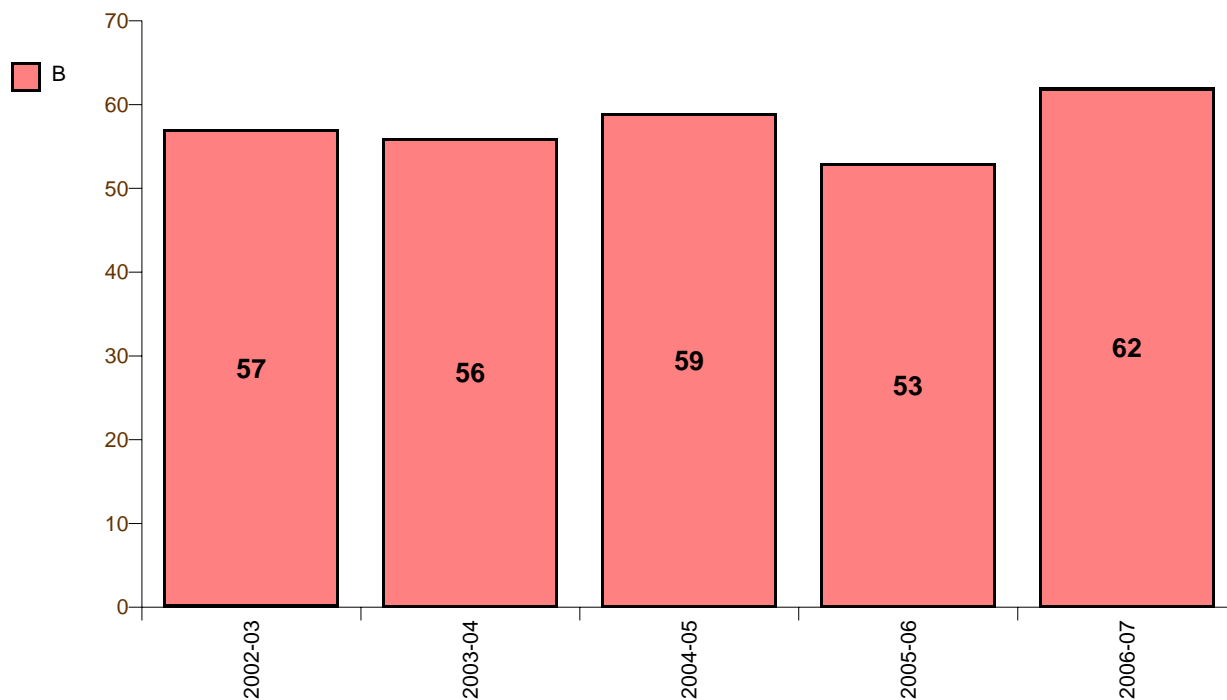


		Bachelors	Masters	Doctorate	Total
<b>2002-03</b>	Summer '02	1	6	3	10
	Fall '02	13	1	5	19
	Spring '03	21	6	1	28
<b>2002-03</b>	<b>Total</b>	<b>35</b>	<b>13</b>	<b>9</b>	<b>57</b>
<b>2003-04</b>	Summer '03	1	10	5	16
	Fall '03	15	3	1	19
	Spring '04	26	6	1	33
<b>2003-04</b>	<b>Total</b>	<b>42</b>	<b>19</b>	<b>7</b>	<b>68</b>
<b>2004-05</b>	Summer '04		10	1	11
	Fall '04	12	2	3	17
	Spring '05	18	9	1	28
<b>2004-05</b>	<b>Total</b>	<b>30</b>	<b>21</b>	<b>5</b>	<b>56</b>
<b>2005-06</b>	Summer '05	3	14	1	18
	Fall '05	14	1	1	16
	Spring '06	20	5	1	26
<b>2005-06</b>	<b>Total</b>	<b>37</b>	<b>20</b>	<b>3</b>	<b>60</b>
<b>2006-07</b>	Summer '06	2	15	6	23
	Fall '06	17	3	2	22
	Spring '07	19	7	4	30
<b>2006-07</b>	<b>Total</b>	<b>38</b>	<b>25</b>	<b>12</b>	<b>75</b>

Source: Final Student Data Course Files (SDCF)

**College of Music**  
**Degrees Awarded by Semester**

CIP Code: 500901

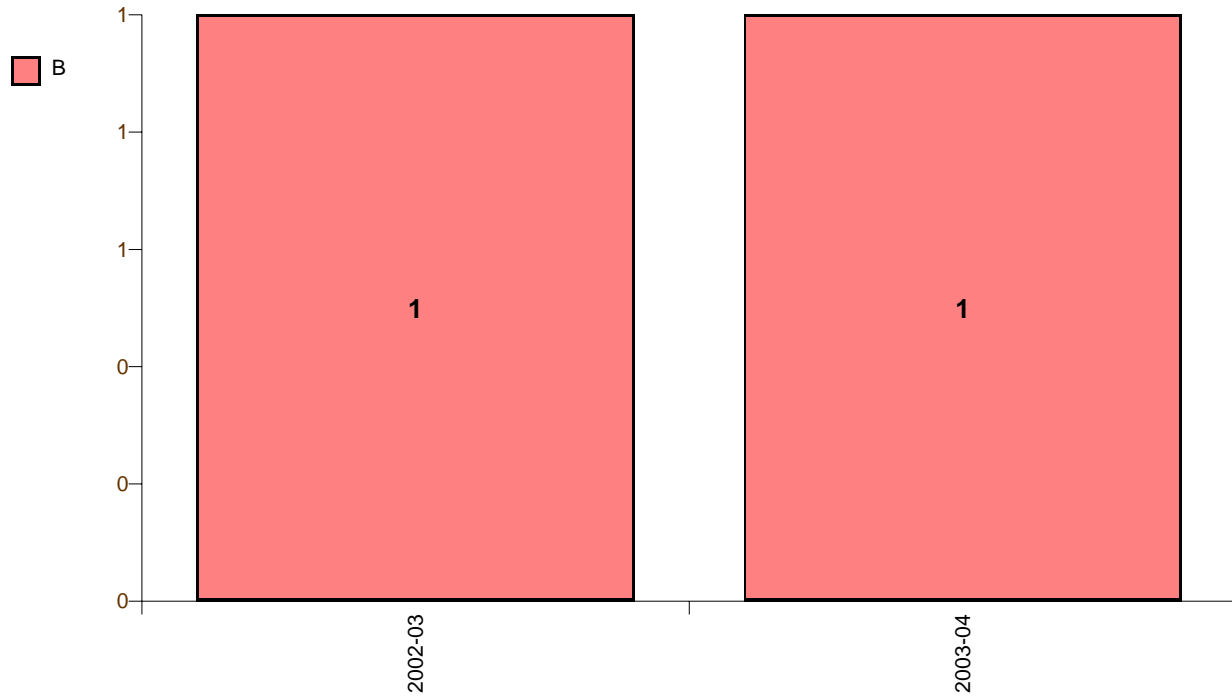


		<b>Bachelors</b>	<b>Total</b>
<b>2002-03</b>	<i>Summer '02</i>	12	<b>12</b>
	<i>Fall '02</i>	21	<b>21</b>
	<i>Spring '03</i>	24	<b>24</b>
<b>2002-03</b>	<b>Total</b>	<b>57</b>	<b>57</b>
<b>2003-04</b>	<i>Summer '03</i>	12	<b>12</b>
	<i>Fall '03</i>	15	<b>15</b>
	<i>Spring '04</i>	29	<b>29</b>
<b>2003-04</b>	<b>Total</b>	<b>56</b>	<b>56</b>
<b>2004-05</b>	<i>Summer '04</i>	8	<b>8</b>
	<i>Fall '04</i>	11	<b>11</b>
	<i>Spring '05</i>	40	<b>40</b>
<b>2004-05</b>	<b>Total</b>	<b>59</b>	<b>59</b>
<b>2005-06</b>	<i>Summer '05</i>	12	<b>12</b>
	<i>Fall '05</i>	13	<b>13</b>
	<i>Spring '06</i>	28	<b>28</b>
<b>2005-06</b>	<b>Total</b>	<b>53</b>	<b>53</b>
<b>2006-07</b>	<i>Summer '06</i>	13	<b>13</b>
	<i>Fall '06</i>	10	<b>10</b>
	<i>Spring '07</i>	39	<b>39</b>
<b>2006-07</b>	<b>Total</b>	<b>62</b>	<b>62</b>

Source: Final Student Data Course Files (SDCF)

**College of Music**  
**Degrees Awarded by Semester**

CIP Code: 500902



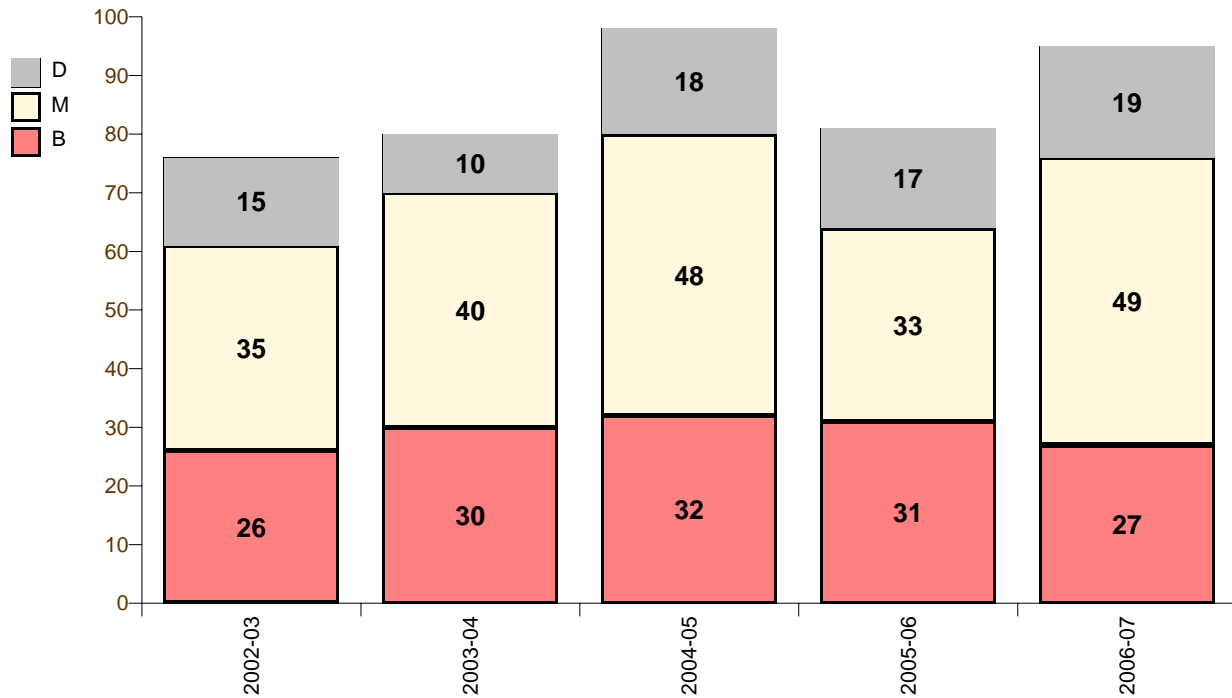
		<b>Bachelors</b>	<b>Total</b>
<b>2002-03</b>	<i>Spring '03</i>	1	1
<b>2002-03</b>	<b>Total</b>	1	1
<b>2003-04</b>	<i>Fall '03</i>	1	1
<b>2003-04</b>	<b>Total</b>	1	1

Source: Final Student Data Course Files (SDCF)

# College of Music

## Degrees Awarded by Semester

CIP Code: 500903

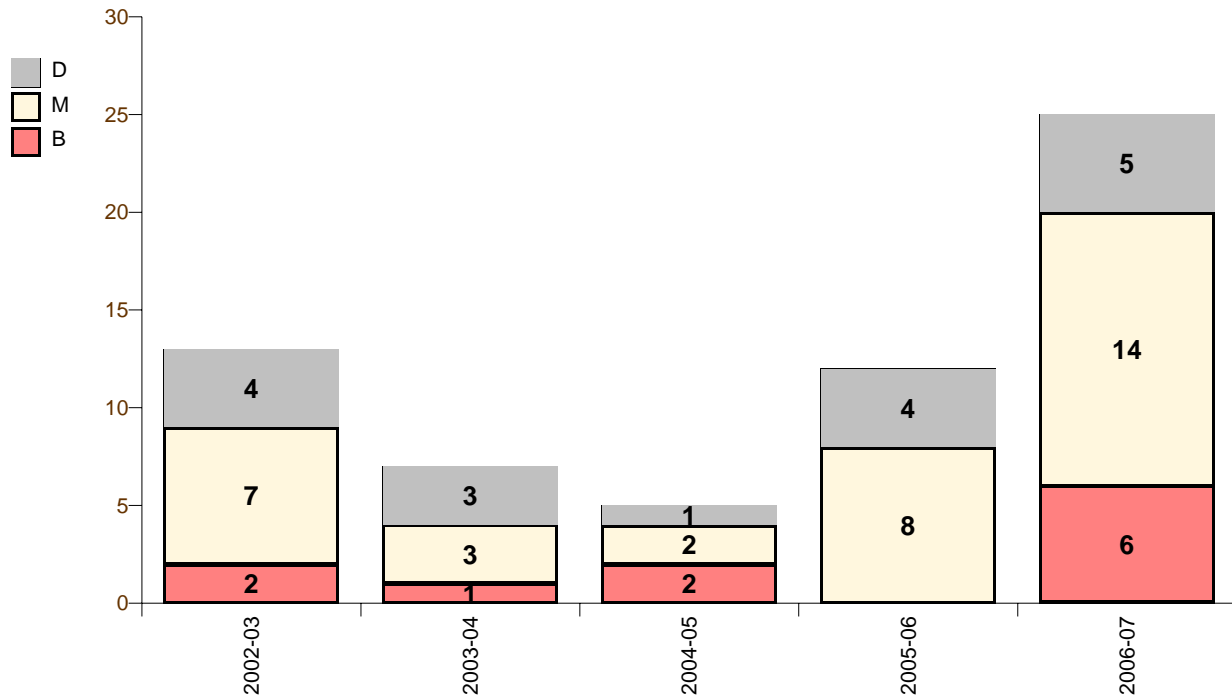


		Bachelors	Masters	Doctorate	Total
<b>2002-03</b>	Summer '02	4	6	2	12
	Fall '02	3	5	6	14
	Spring '03	19	24	7	50
<b>2002-03</b>	<b>Total</b>	<b>26</b>	<b>35</b>	<b>15</b>	<b>76</b>
<b>2003-04</b>	Summer '03	6	8	2	16
	Fall '03	5	4	4	13
	Spring '04	19	28	4	51
<b>2003-04</b>	<b>Total</b>	<b>30</b>	<b>40</b>	<b>10</b>	<b>80</b>
<b>2004-05</b>	Summer '04	7	9	2	18
	Fall '04	1	5	6	12
	Spring '05	24	34	10	68
<b>2004-05</b>	<b>Total</b>	<b>32</b>	<b>48</b>	<b>18</b>	<b>98</b>
<b>2005-06</b>	Summer '05	4	7		11
	Fall '05	3	5	7	15
	Spring '06	24	21	10	55
<b>2005-06</b>	<b>Total</b>	<b>31</b>	<b>33</b>	<b>17</b>	<b>81</b>
<b>2006-07</b>	Summer '06	4	7	5	16
	Fall '06	2	11	9	22
	Spring '07	21	31	5	57
<b>2006-07</b>	<b>Total</b>	<b>27</b>	<b>49</b>	<b>19</b>	<b>95</b>

Source: Final Student Data Course Files (SDCF)

**College of Music**  
**Degrees Awarded by Semester**

CIP Code: 500904

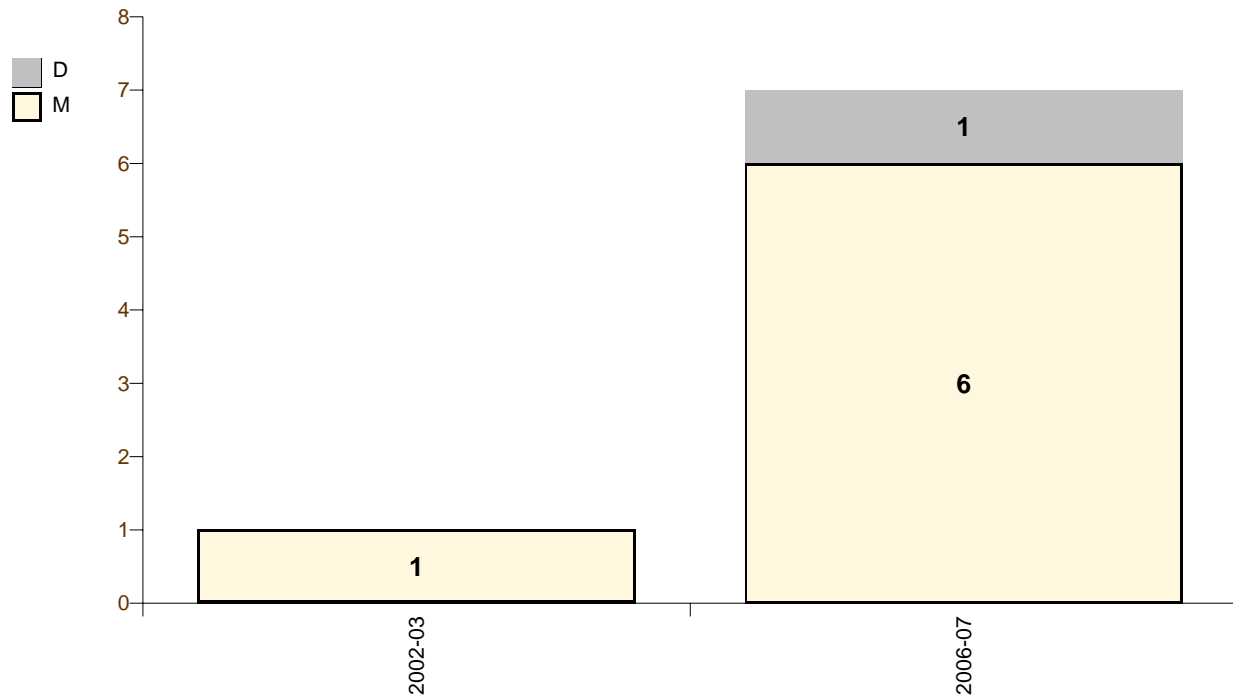


		Bachelors	Masters	Doctorate	Total
<b>2002-03</b>	<i>Summer '02</i>		1	1	2
	<i>Fall '02</i>	1	1	1	3
	<i>Spring '03</i>	1	5	2	8
<b>2002-03</b>	<b>Total</b>	<b>2</b>	<b>7</b>	<b>4</b>	<b>13</b>
<b>2003-04</b>	<i>Summer '03</i>		1		1
	<i>Fall '03</i>	1			1
	<i>Spring '04</i>		2	3	5
<b>2003-04</b>	<b>Total</b>	<b>1</b>	<b>3</b>	<b>3</b>	<b>7</b>
<b>2004-05</b>	<i>Fall '04</i>			1	1
	<i>Spring '05</i>	2	2		4
<b>2004-05</b>	<b>Total</b>	<b>2</b>	<b>2</b>	<b>1</b>	<b>5</b>
<b>2005-06</b>	<i>Fall '05</i>		1		1
	<i>Spring '06</i>		7	4	11
<b>2005-06</b>	<b>Total</b>		<b>8</b>	<b>4</b>	<b>12</b>
<b>2006-07</b>	<i>Summer '06</i>	1	7	1	9
	<i>Fall '06</i>		3		3
	<i>Spring '07</i>	5	4	4	13
<b>2006-07</b>	<b>Total</b>	<b>6</b>	<b>14</b>	<b>5</b>	<b>25</b>

Source: Final Student Data Course Files (SDCF)

**College of Music**  
**Degrees Awarded by Semester**

CIP Code: 500905

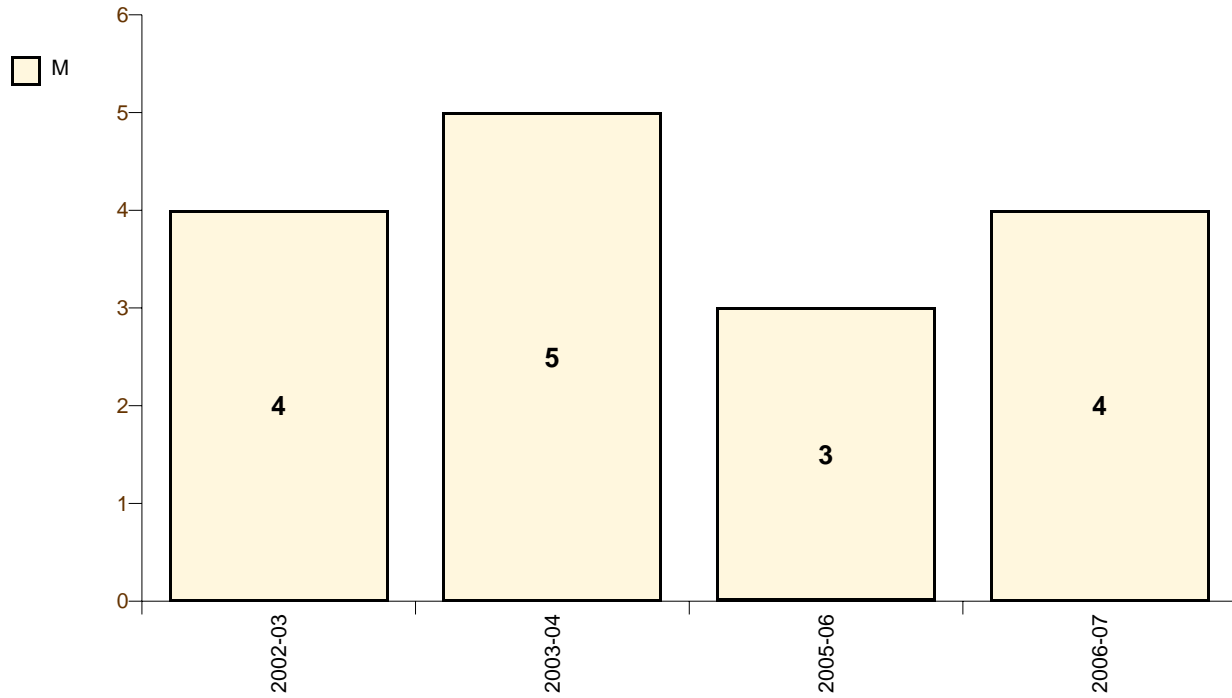


		<b>Masters</b>	<b>Doctorate</b>	<b>Total</b>
<b>2002-03</b>	<i>Spring '03</i>	1		<b>1</b>
<b>2002-03</b>	<b>Total</b>	<b>1</b>		<b>1</b>
<b>2006-07</b>	<i>Fall '06</i>	2	1	<b>3</b>
	<i>Spring '07</i>	4		<b>4</b>
<b>2006-07</b>	<b>Total</b>	<b>6</b>	<b>1</b>	<b>7</b>

Source: Final Student Data Course Files (SDCF)

**College of Music**  
**Degrees Awarded by Semester**

CIP Code: 500908

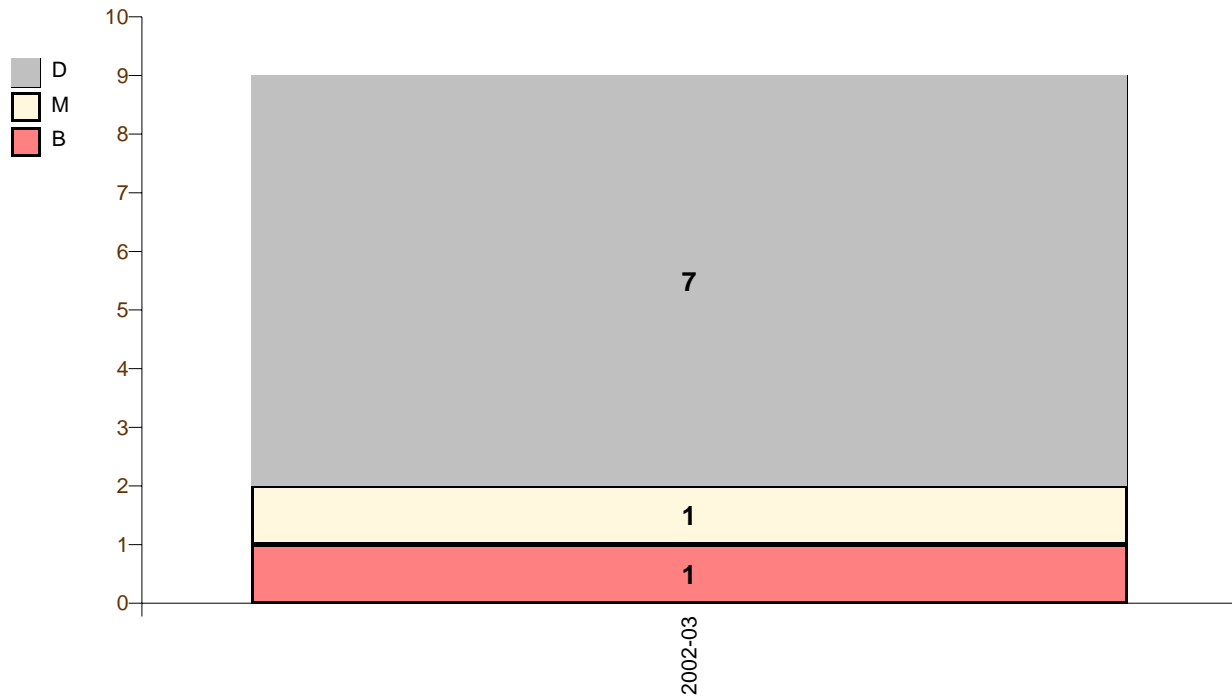


		<b>Masters</b>	<b>Total</b>
<b>2002-03</b>	<i>Fall '02</i>	2	2
	<i>Spring '03</i>	2	2
<b>2002-03</b>	<b>Total</b>	<b>4</b>	<b>4</b>
<b>2003-04</b>	<i>Summer '03</i>	1	1
	<i>Fall '03</i>	1	1
	<i>Spring '04</i>	3	3
<b>2003-04</b>	<b>Total</b>	<b>5</b>	<b>5</b>
<b>2005-06</b>	<i>Summer '05</i>	3	3
<b>2005-06</b>	<b>Total</b>	<b>3</b>	<b>3</b>
<b>2006-07</b>	<i>Summer '06</i>	3	3
	<i>Spring '07</i>	1	1
<b>2006-07</b>	<b>Total</b>	<b>4</b>	<b>4</b>

Source: Final Student Data Course Files (SDCF)

**College of Music**  
**Degrees Awarded by Semester**

CIP Code: 500995



		Bachelors	Masters	Doctorate	Total
<b>2002-03</b>	Summer '02	1		2	<b>3</b>
	Fall '02			3	<b>3</b>
	Spring '03		1	2	<b>3</b>
<b>2002-03</b>	<b>Total</b>	<b>1</b>	<b>1</b>	<b>7</b>	<b>9</b>

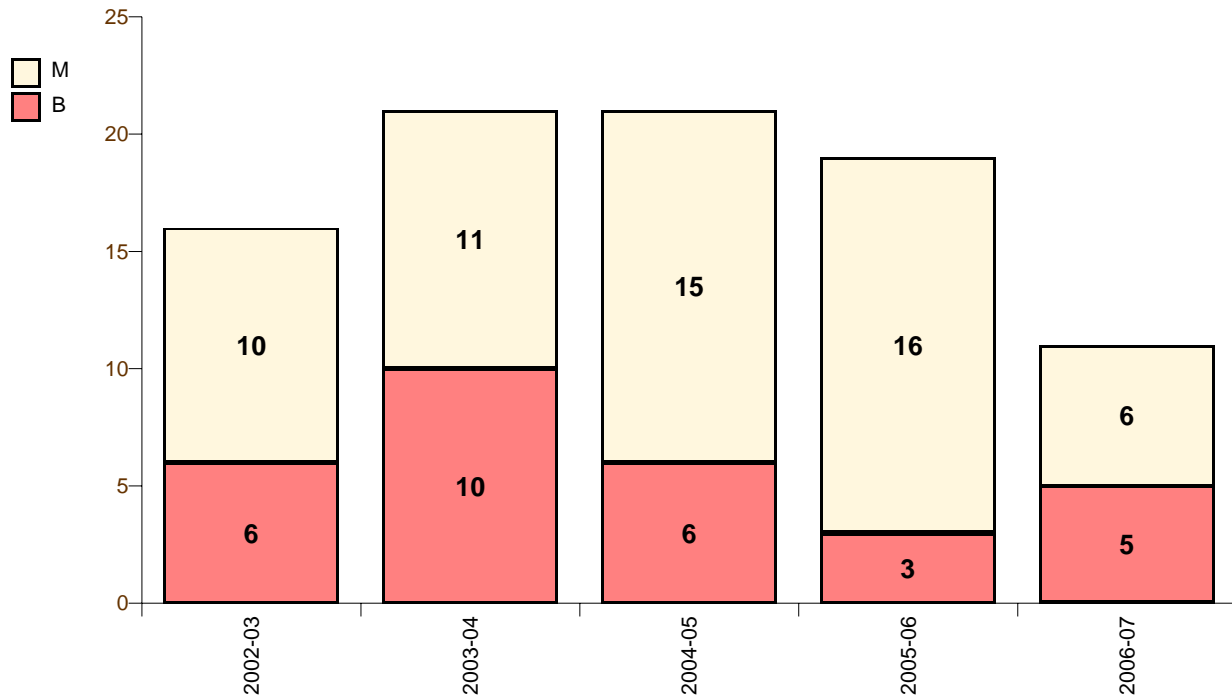
Source: Final Student Data Course Files (SDCF)



# College of Music

## Degrees Awarded by Semester

CIP Code: 512305



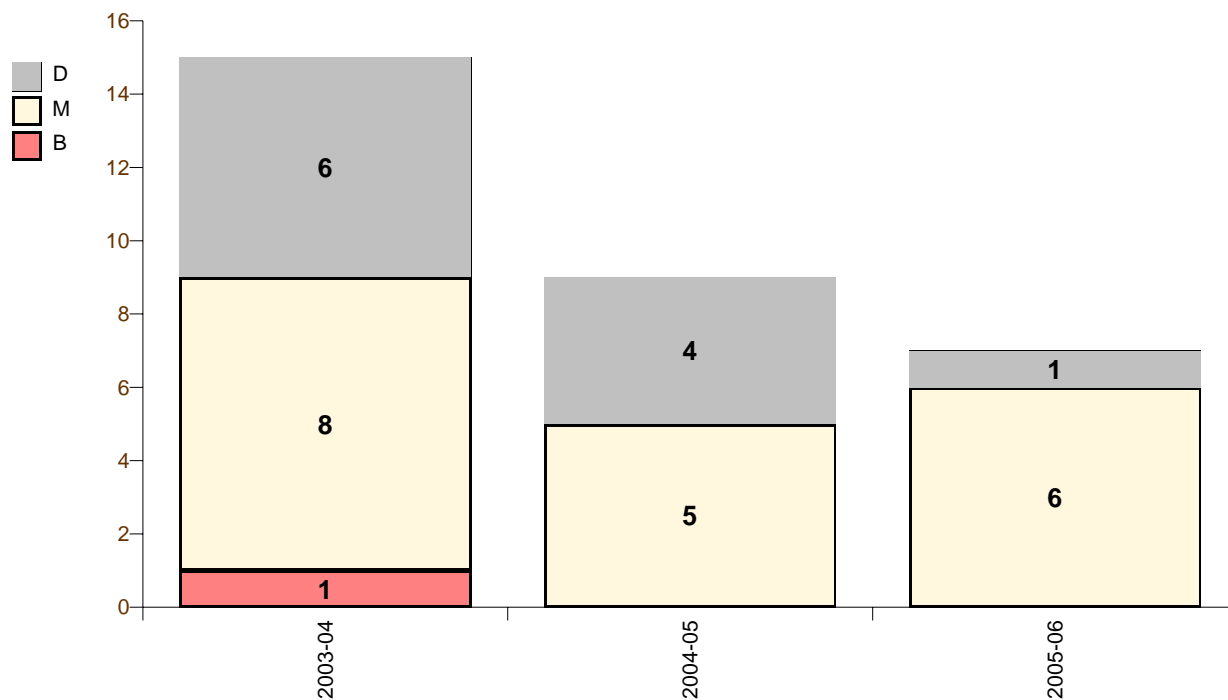
		Bachelors	Masters	Total
<b>2002-03</b>	Summer '02	3	4	7
	Fall '02		2	2
	Spring '03	3	4	7
<b>2002-03</b>	<b>Total</b>	<b>6</b>	<b>10</b>	<b>16</b>
<b>2003-04</b>	Summer '03	2	2	4
	Fall '03	5	5	10
	Spring '04	3	4	7
<b>2003-04</b>	<b>Total</b>	<b>10</b>	<b>11</b>	<b>21</b>
<b>2004-05</b>	Summer '04		7	7
	Fall '04	3	1	4
	Spring '05	3	7	10
<b>2004-05</b>	<b>Total</b>	<b>6</b>	<b>15</b>	<b>21</b>
<b>2005-06</b>	Summer '05		8	8
	Fall '05		6	6
	Spring '06	3	2	5
<b>2005-06</b>	<b>Total</b>	<b>3</b>	<b>16</b>	<b>19</b>
<b>2006-07</b>	Summer '06	2		2
	Fall '06	2	3	5
	Spring '07	1	3	4
<b>2006-07</b>	<b>Total</b>	<b>5</b>	<b>6</b>	<b>11</b>

Source: Final Student Data Course Files (SDCF)

# College of Music

## Degrees Awarded by Semester

CIP Code: 500999

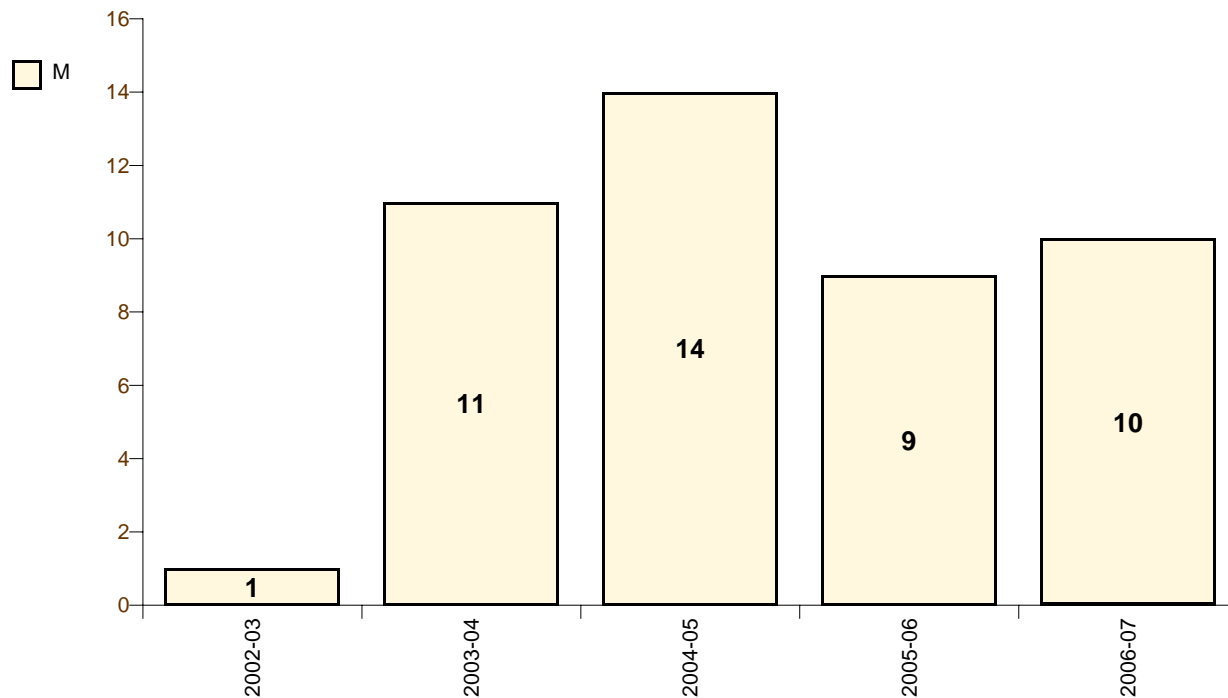


	Bachelors	Masters	Doctorate	Total
<b>2003-04</b> Summer '03			3	3
Fall '03		2	1	3
Spring '04	1	6	2	9
<b>2003-04 Total</b>	<b>1</b>	<b>8</b>	<b>6</b>	<b>15</b>
<b>2004-05</b> Summer '04		1		1
Fall '04		2	1	3
Spring '05		2	3	5
<b>2004-05 Total</b>		<b>5</b>	<b>4</b>	<b>9</b>
<b>2005-06</b> Summer '05		5		5
Fall '05		1	1	2
<b>2005-06 Total</b>		<b>6</b>	<b>1</b>	<b>7</b>

Source: Final Student Data Course Files (SDCF)

**College of Music**  
**Degrees Awarded by Semester**

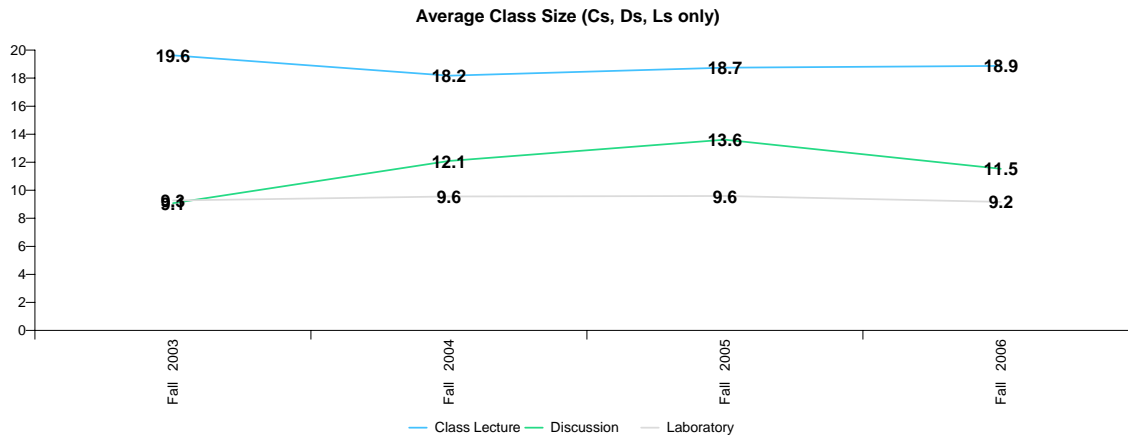
CIP Code: 500704



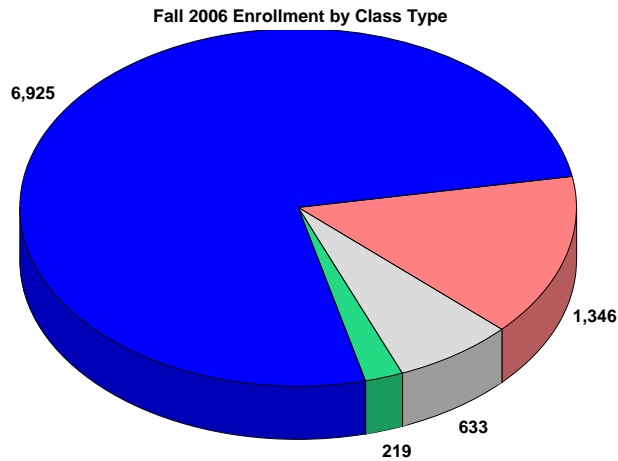
		<b>Masters</b>	<b>Total</b>
<b>2002-03</b>	<i>Spring '03</i>	1	1
<b>2002-03</b>	<b>Total</b>	1	1
<b>2003-04</b>	<i>Summer '03</i>	2	2
	<i>Fall '03</i>	4	4
	<i>Spring '04</i>	5	5
<b>2003-04</b>	<b>Total</b>	11	11
<b>2004-05</b>	<i>Summer '04</i>	5	5
	<i>Fall '04</i>	2	2
	<i>Spring '05</i>	7	7
<b>2004-05</b>	<b>Total</b>	14	14
<b>2005-06</b>	<i>Summer '05</i>	1	1
	<i>Fall '05</i>	1	1
	<i>Spring '06</i>	7	7
<b>2005-06</b>	<b>Total</b>	9	9
<b>2006-07</b>	<i>Summer '06</i>	3	3
	<i>Fall '06</i>	1	1
	<i>Spring '07</i>	6	6
<b>2006-07</b>	<b>Total</b>	10	10

Source: Final Student Data Course Files (SDCF)

**COLLEGE OF MUSIC  
MUSIC  
AVERAGE CLASS SIZE**



		Class Lecture			Discussion			Laboratory		
		Enrollment	Number of Sections	Class Size	Enrollment	Number of Sections	Class Size	Enrollment	Number of Sections	Class Size
<b>Fall 2003</b>	Lower	4,659	123	37.9	145	1	145.0	440	38	11.6
	Upper	1,489	123	12.1	9	8	1.1	87	9	9.7
	Graduate	877	112	7.8	82	17	4.8	85	19	4.5
	<b>Total</b>	<b>7,025</b>	<b>358</b>	<b>19.6</b>	<b>236</b>	<b>26</b>	<b>9.1</b>	<b>612</b>	<b>66</b>	<b>9.3</b>
<b>Fall 2004</b>	Lower	4,339	127	34.2	184	4	46.0	399	36	11.1
	Upper	1,516	129	11.8	8	7	1.1	122	8	15.3
	Graduate	849	113	7.5	86	12	7.2	81	19	4.3
	<b>Total</b>	<b>6,704</b>	<b>369</b>	<b>18.2</b>	<b>278</b>	<b>23</b>	<b>12.1</b>	<b>602</b>	<b>63</b>	<b>9.6</b>
<b>Fall 2005</b>	Lower	4,760	134	35.5	195	5	39.0	444	37	12.0
	Upper	1,516	129	11.8	6	5	1.2	124	10	12.4
	Graduate	830	116	7.2	44	8	5.5	84	21	4.0
	<b>Total</b>	<b>7,106</b>	<b>379</b>	<b>18.7</b>	<b>245</b>	<b>18</b>	<b>13.6</b>	<b>652</b>	<b>68</b>	<b>9.6</b>
<b>Fall 2006</b>	Lower	4,542	127	35.8	167	4	41.8	403	35	11.5
	Upper	1,573	128	12.3	8	7	1.1	148	11	13.5
	Graduate	810	112	7.2	44	8	5.5	82	23	3.6
	<b>Total</b>	<b>6,925</b>	<b>367</b>	<b>18.9</b>	<b>219</b>	<b>19</b>	<b>11.5</b>	<b>633</b>	<b>69</b>	<b>9.2</b>



**College of Music  
Music  
Fundable Student Credit Hours and FTE**

**SCH Produced**

**Summer**

Level	2003	2004	2005	2006
Lower	1,594	1,921	2,277	2,248
Upper	602	543	532	581
Grad I	595	833	646	651
Grad II	195	274	290	240
<b>Total</b>	<b>2,986</b>	<b>3,571</b>	<b>3,745</b>	<b>3,720</b>

**Fall**

Level	2003	2004	2005	2006
Lower	9,820	9,835	10,717	10,185
Upper	3,760	3,805	3,713	4,006
Grad I	2,068	1,984	1,811	1,735
Grad II	1,188	1,335	1,281	1,369
<b>Total</b>	<b>16,836</b>	<b>16,959</b>	<b>17,522</b>	<b>17,295</b>

**Spring**

Level	2004	2005	2006	2007
Lower	8,328	9,165	9,567	9,503
Upper	3,733	3,622	3,737	3,725
Grad I	1,989	1,934	1,745	1,740
Grad II	1,195	1,315	1,343	1,476
<b>Total</b>	<b>15,245</b>	<b>16,036</b>	<b>16,392</b>	<b>16,444</b>

**Fall & Spring**

Level	2003-04	2004-05	2005-06	2006-07
Lower	18,148	19,000	20,284	19,688
Upper	7,493	7,427	7,450	7,731
Grad I	4,057	3,918	3,556	3,475
Grad II	2,383	2,650	2,624	2,845
<b>Total</b>	<b>32,081</b>	<b>32,995</b>	<b>33,914</b>	<b>33,739</b>

**Annual**

Level	2003-04	2004-05	2005-06	2006-07
Lower	19,742	20,921	22,561	21,936
Upper	8,095	7,970	7,982	8,312
Grad I	4,652	4,751	4,202	4,126
Grad II	2,578	2,924	2,914	3,085
<b>Total</b>	<b>35,067</b>	<b>36,566</b>	<b>37,659</b>	<b>37,459</b>

**Annual FTE Contribution**

**Summer**

Level	2003	2004	2005	2006
Lower	39.9	48.0	56.9	56.2
Upper	15.1	13.6	13.3	14.5
Grad I	18.6	26.0	20.2	20.3
Grad II	6.1	8.6	9.1	7.5
<b>Total</b>	<b>79.6</b>	<b>96.2</b>	<b>99.5</b>	<b>98.6</b>

**Fall**

Level	2003	2004	2005	2006
Lower	245.5	245.9	267.9	254.6
Upper	94.0	95.1	92.8	100.2
Grad I	64.6	62.0	56.6	54.2
Grad II	37.1	41.7	40.0	42.8
<b>Total</b>	<b>441.3</b>	<b>444.7</b>	<b>457.4</b>	<b>451.8</b>

**Spring**

Level	2004	2005	2006	2007
Lower	208.2	229.1	239.2	237.6
Upper	93.3	90.6	93.4	93.1
Grad I	62.2	60.4	54.5	54.4
Grad II	37.3	41.1	42.0	46.1
<b>Total</b>	<b>401.0</b>	<b>421.2</b>	<b>429.1</b>	<b>431.2</b>

**Fall & Spring**

Level	2003-04	2004-05	2005-06	2006-07
Lower	453.7	475.0	507.1	492.2
Upper	187.3	185.7	186.3	193.3
Grad I	126.8	122.4	111.1	108.6
Grad II	74.5	82.8	82.0	88.9
<b>Total</b>	<b>842.3</b>	<b>865.9</b>	<b>886.5</b>	<b>883.0</b>

**Annual**

Level	2003-04	2004-05	2005-06	2006-07
Lower	493.6	523.0	564.0	548.4
Upper	202.4	199.3	199.6	207.8
Grad I	145.4	148.5	131.3	128.9
Grad II	80.6	91.4	91.1	96.4
<b>Total</b>	<b>921.9</b>	<b>962.1</b>	<b>986.0</b>	<b>981.5</b>

Source: Final Student Data Course Files

Note: Lower and Upper hours are divided by 40 to obtain annual FTE; for Graduate I, Graduate II and Graduate III, hours are divided by 32

**Distribution of Annual FTE by Semester Within Year**

	2003-04	2004-05	2005-06	2006-07
Summer	8.5%	9.8%	9.9%	9.9%
Fall	48.0%	46.4%	46.5%	46.2%
Spring	43.5%	43.9%	43.5%	43.9%
	<b>100.0%</b>	<b>100.0%</b>	<b>100.0%</b>	<b>100.0%</b>

**College of Music  
Music  
Non-Fundable Student Credit Hours and FTE**

**SCH Produced**

**Summer**

Level	2003	2004	2005	2006
Lower	84	44	36	69
Upper	44	120	69	84
Grad I	44	42	141	199
Grad II	9	6	5	0
<b>Total</b>	<b>181</b>	<b>212</b>	<b>251</b>	<b>352</b>

**Fall**

Level	2003	2004	2005	2006
Lower	152	108	123	116
Upper	27	44	20	31
Grad I	0	3	9	4
Grad II	11	6	4	4
<b>Total</b>	<b>190</b>	<b>161</b>	<b>156</b>	<b>155</b>

**Spring**

Level	2004	2005	2006	2007
Lower	138	91	206	121
Upper	20	28	37	27
Grad I	2	0	8	2
Grad II	16	0	1	3
<b>Total</b>	<b>176</b>	<b>119</b>	<b>252</b>	<b>153</b>

**Fall & Spring**

Level	2003-04	2004-05	2005-06	2006-07
Lower	290	199	329	237
Upper	47	72	57	58
Grad I	2	3	17	6
Grad II	27	6	5	7
<b>Total</b>	<b>366</b>	<b>280</b>	<b>408</b>	<b>308</b>

**Annual**

Level	2003-04	2004-05	2005-06	2006-07
Lower	374	243	365	306
Upper	91	192	126	142
Grad I	46	45	158	205
Grad II	36	12	10	7
<b>Total</b>	<b>547</b>	<b>492</b>	<b>659</b>	<b>660</b>

**Annual FTE Contribution**

**Summer**

Level	2003	2004	2005	2006
Lower	2.1	1.1	0.9	1.7
Upper	1.1	3.0	1.7	2.1
Grad I	1.4	1.3	4.4	6.2
Grad II	0.3	0.2	0.2	0.0
<b>Total</b>	<b>4.9</b>	<b>5.6</b>	<b>7.2</b>	<b>10.0</b>

**Fall**

Level	2003	2004	2005	2006
Lower	3.8	2.7	3.1	2.9
Upper	0.7	1.1	0.5	0.8
Grad I	0.0	0.1	0.3	0.1
Grad II	0.3	0.2	0.1	0.1
<b>Total</b>	<b>4.8</b>	<b>4.1</b>	<b>4.0</b>	<b>3.9</b>

**Spring**

Level	2004	2005	2006	2007
Lower	3.5	2.3	5.2	3.0
Upper	0.5	0.7	0.9	0.7
Grad I	0.1	0.0	0.3	0.1
Grad II	0.5	0.0	0.0	0.1
<b>Total</b>	<b>4.5</b>	<b>3.0</b>	<b>6.4</b>	<b>3.9</b>

**Fall & Spring**

Level	2003-04	2004-05	2005-06	2006-07
Lower	7.3	5.0	8.2	5.9
Upper	1.2	1.8	1.4	1.5
Grad I	0.1	0.1	0.5	0.2
Grad II	0.8	0.2	0.2	0.2
<b>Total</b>	<b>9.3</b>	<b>7.1</b>	<b>10.3</b>	<b>7.8</b>

**Annual**

Level	2003-04	2004-05	2005-06	2006-07
Lower	9.4	6.1	9.1	7.7
Upper	2.3	4.8	3.2	3.6
Grad I	1.4	1.4	4.9	6.4
Grad II	1.1	0.4	0.3	0.2
<b>Total</b>	<b>14.2</b>	<b>12.7</b>	<b>17.5</b>	<b>17.8</b>

Source: Final Student Data Course Files

Note: Lower and Upper hours are divided by 40 to obtain annual FTE; for Graduate I, Graduate II and Graduate III, hours are divided by 32

**Distribution of Annual FTE by Semester Within Year**

	2003-04	2004-05	2005-06	2006-07
Summer	33.1%	43.1%	38.1%	53.3%
Fall	34.7%	32.7%	23.7%	23.5%
Spring	32.2%	24.2%	38.2%	23.2%
<b>Total</b>	<b>100.0%</b>	<b>100.0%</b>	<b>100.0%</b>	<b>100.0%</b>

**College of Music**  
**Music**  
**Total Student Credit Hours and FTE**

**SCH Produced**

**Summer**

Level	2003	2004	2005	2006
Lower	1,678	1,965	2,313	2,317
Upper	646	663	601	665
Grad I	639	875	787	850
Grad II	204	280	295	240
<b>Total</b>	<b>3,167</b>	<b>3,783</b>	<b>3,996</b>	<b>4,072</b>

**Fall**

Level	2003	2004	2005	2006
Lower	9,972	9,943	10,840	10,301
Upper	3,787	3,849	3,733	4,037
Grad I	2,068	1,987	1,820	1,739
Grad II	1,199	1,341	1,285	1,373
<b>Total</b>	<b>17,026</b>	<b>17,120</b>	<b>17,678</b>	<b>17,450</b>

**Spring**

Level	2004	2005	2006	2007
Lower	8,466	9,256	9,773	9,624
Upper	3,753	3,650	3,774	3,752
Grad I	1,991	1,934	1,753	1,742
Grad II	1,211	1,315	1,344	1,479
<b>Total</b>	<b>15,421</b>	<b>16,155</b>	<b>16,644</b>	<b>16,597</b>

**Fall & Spring**

Level	2003-04	2004-05	2005-06	2006-07
Lower	18,438	19,199	20,613	19,925
Upper	7,540	7,499	7,507	7,789
Grad I	4,059	3,921	3,573	3,481
Grad II	2,410	2,656	2,629	2,852
<b>Total</b>	<b>32,447</b>	<b>33,275</b>	<b>34,322</b>	<b>34,047</b>

**Annual**

Level	2003-04	2004-05	2005-06	2006-07
Lower	20,116	21,164	22,926	22,242
Upper	8,186	8,162	8,108	8,454
Grad I	4,698	4,796	4,360	4,331
Grad II	2,614	2,936	2,924	3,092
<b>Total</b>	<b>35,614</b>	<b>37,058</b>	<b>38,318</b>	<b>38,119</b>

**Annual FTE Contribution**

**Summer**

Level	2003	2004	2005	2006
Lower	42.0	49.1	57.8	57.9
Upper	16.1	16.6	15.0	16.6
Grad I	20.0	27.3	24.6	26.6
Grad II	6.4	8.8	9.2	7.5
<b>Total</b>	<b>84.4</b>	<b>101.8</b>	<b>106.7</b>	<b>108.6</b>

**Fall**

Level	2003	2004	2005	2006
Lower	249.3	248.6	271.0	257.5
Upper	94.7	96.2	93.3	100.9
Grad I	64.6	62.1	56.9	54.3
Grad II	37.5	41.9	40.2	42.9
<b>Total</b>	<b>446.1</b>	<b>448.8</b>	<b>461.4</b>	<b>455.7</b>

**Spring**

Level	2004	2005	2006	2007
Lower	211.7	231.4	244.3	240.6
Upper	93.8	91.3	94.4	93.8
Grad I	62.2	60.4	54.8	54.4
Grad II	37.8	41.1	42.0	46.2
<b>Total</b>	<b>405.5</b>	<b>424.2</b>	<b>435.5</b>	<b>435.1</b>

**Fall & Spring**

Level	2003-04	2004-05	2005-06	2006-07
Lower	461.0	480.0	515.3	498.1
Upper	188.5	187.5	187.7	194.7
Grad I	126.8	122.5	111.7	108.8
Grad II	75.3	83.0	82.2	89.1
<b>Total</b>	<b>851.6</b>	<b>873.0</b>	<b>896.8</b>	<b>890.8</b>

**Annual**

Level	2003-04	2004-05	2005-06	2006-07
Lower	502.9	529.1	573.2	556.1
Upper	204.7	204.1	202.7	211.4
Grad I	146.8	149.9	136.3	135.3
Grad II	81.7	91.8	91.4	96.6
<b>Total</b>	<b>936.1</b>	<b>974.8</b>	<b>1,003.5</b>	<b>999.4</b>

Source: Final Student Data Course Files

Note: Lower and Upper hours are divided by 40 to obtain annual FTE; for Graduate I, Graduate II and Graduate III, hours are divided by 32

**Distribution of Annual FTE by Semester Within Year**

	2003-04	2004-05	2005-06	2006-07
Summer	8.9%	10.2%	10.4%	10.7%
Fall	47.8%	46.2%	46.1%	45.8%
Spring	43.3%	43.6%	43.4%	43.5%
<b>Total</b>	<b>100.0%</b>	<b>100.0%</b>	<b>100.0%</b>	<b>100.0%</b>

## Music (Applied) - Faculty Courses & Hours

Fall 2006 - Spring 2007			Organized Classes (C,D,L)								
Faculty Member	Class	FTE	SCH		Total	Headcount		Total	Sections		Total
			UGrad	Grad	SCH	UGrad	Grad	HC	UGrad	Grad	#Sec.
AMSLER	9003	2.00	24.0	12.0	36.0	11.00	13.00	24.0	4.00	3.0	7.0
ANDERSON	9002	2.00	125.0	87.0	212.0	88.00	49.00	137.0	10.00	5.0	15.0
ANDREWS	9002	1.99	8.0	8.0	16.0	16.00	17.00	33.0	4.00	2.0	6.0
BARNHART	9003	1.00	28.0	-	28.0	32.00	2.00	34.0	7.00	1.0	8.0
BISH	9003	2.00	156.5	60.0	216.5	293.00	20.00	313.0	3.02	1.0	4.0
BRIDGER	9001	2.00	26.9	16.4	43.3	29.00	15.70	44.7	2.70	6.7	9.4
BRISTER-RACHWAL	9003	2.00	-	2.0	2.0	-	2.00	2.0	-	2.0	2.0
CALLENDER	9003	2.00	28.0	21.0	49.0	20.00	21.00	41.0	3.00	2.0	5.0
CHAPO	9001	2.00	16.0	10.0	26.0	16.00	14.00	30.0	7.00	6.0	13.0
CLARKE	9001	2.00	22.0	3.0	25.0	20.00	5.00	25.0	7.00	4.0	11.0
CLOSE	9002	2.00	-	-	-	-	-	-	-	-	-
CORZINE	9001	2.20	38.0	30.0	68.0	21.00	15.00	36.0	5.00	4.0	9.0
DELP	9001	2.00	-	-	-	-	-	-	-	-	-
DREW	9001	2.00	-	3.0	3.0	-	6.00	6.0	-	2.0	2.0
EBBERS	9002	2.00	-	-	-	-	-	-	-	-	-
FISHER	9001	2.00	6.0	38.0	44.0	17.00	37.00	54.0	2.00	5.0	7.0
FORD-KRONHOLZ	9002	2.00	-	-	-	-	-	-	-	-	-
GAINSFORD	9002	2.00	-	-	-	-	-	-	-	-	-
GERBER	9001	2.00	127.0	-	127.0	110.00	-	110.0	6.00	-	6.0
GOFF	9001	2.00	60.0	63.0	123.0	20.00	20.00	40.0	2.00	2.0	4.0
GUYER	9003	2.00	-	-	-	-	-	-	-	-	-
HOEKMAN	9001	2.00	123.0	98.0	221.0	41.00	37.99	79.0	6.00	7.5	13.5
HOLZMAN	9002	2.00	31.0	27.0	58.0	34.00	18.00	52.0	14.00	11.0	25.0
JORDAN	9003	2.00	43.0	14.0	57.0	40.00	6.00	46.0	9.00	1.0	10.0
KEESECKER	9001	2.00	-	-	-	-	-	-	-	-	-
KENNEDY	9002	2.00	78.0	16.0	94.0	78.00	16.00	94.0	10.00	8.0	18.0
KOWALSKY	9001	2.00	-	-	-	-	-	-	-	-	-
KUBIK	9001	2.00	-	-	-	-	-	-	-	-	-
LATA	9002	2.00	54.0	57.0	111.0	27.00	35.00	62.0	4.00	10.0	14.0
LIMA	9003	2.00	24.0	-	24.0	25.00	-	25.0	4.00	-	4.0
LOUWENAAR	9001	2.00	-	5.0	5.0	-	5.00	5.0	-	1.0	1.0
MASTROGIACOMO	9001	2.00	18.0	14.0	32.0	9.00	6.00	15.0	1.00	1.0	2.0
MEIGHAN	9001	2.00	3.0	3.0	6.0	5.00	3.00	8.0	2.00	2.0	4.0
MOORE	9003	2.00	119.0	-	119.0	148.00	-	148.0	4.00	-	4.0
NALL	9003	2.00	-	28.0	28.0	-	14.00	14.0	-	2.0	2.0
NALLEY	9003	2.00	6.0	1.0	7.0	2.00	1.00	3.0	2.00	1.0	3.0
NEWDOME	9002	2.00	39.1	8.1	47.2	36.60	9.50	46.1	7.30	5.8	13.1
OHLSSON	9001	2.00	-	-	-	-	-	-	-	-	-
OLSEN	9009	0.55	-	-	-	-	-	-	-	-	-
PARKS	9003	2.00	8.0	6.0	14.0	9.00	7.00	16.0	4.00	2.0	6.0
PETERSON	9002	2.00	106.0	37.0	143.0	43.00	13.00	56.0	6.00	4.0	10.0
PORTER	9003	2.00	-	13.0	13.0	-	5.99	6.0	-	0.5	0.5
PUNTER	9002	2.00	12.0	1.0	13.0	12.00	1.00	13.0	6.00	1.0	7.0
ROBERTS	9003	1.00	10.0	2.0	12.0	12.00	2.00	14.0	4.00	2.0	6.0
ROMAN	9002	2.00	109.0	-	109.0	109.00	-	109.0	10.00	-	10.0
RYAN	9001	2.00	19.0	7.0	26.0	17.00	9.00	26.0	5.00	7.0	12.0
SAUER	9002	2.00	19.0	3.0	22.0	19.00	7.00	26.0	7.00	3.0	10.0
SEATON	9126	2.00	16.0	-	16.0	16.00	-	16.0	3.00	-	3.0
STEBLETON	9002	2.00	-	-	-	-	-	-	-	-	-
TRUJILLO	9003	2.00	88.0	12.0	100.0	44.00	12.00	56.0	4.00	2.0	6.0
WINGATE	9003	2.00	-	42.0	42.0	-	13.00	13.0	-	2.0	2.0
TOTALS			1,590.5	747.5	2,338.0	1,419.6	458.2	1,877.8	175.0	119.5	294.5
AVERAGE PER FACULTY			48.2	22.7	59.9	43.0	13.5	48.1	5.3	3.5	7.6



### Music (Applied) - Faculty Courses & Hours

Fall 2006 - Spring 2007			Individualized (G,T,I,O,P,R,S,Z)								
Faculty Member	Class	FTE	SCH		Total	Headcount		Total	Sections		Total
			UGrad	Grad	SCH	UGrad	Grad	HC	UGrad	Grad	#Sec.
AMSLER	9003	2.00	40	51	91	15	15.0	30.0	15	15.0	30.0
ANDERSON	9002	2.00	25	24	49	14	15.0	29.0	14	14.0	28.0
ANDREWS	9002	1.99	12	12	24	11	8.0	19.0	4	2.0	6.0
BARNHART	9003	1.00	20	6	26	11	3.0	14.0	11	3.0	14.0
BISH	9003	2.00	60	13	73	26	5.0	31.0	26	5.0	31.0
BRIDGER	9001	2.00	19	95	114	7	22.0	29.0	7	22.0	29.0
BRISTER-RACHWAL	9003	2.00	74	20	94	33	11.0	44.0	33	11.0	44.0
CALLENDER	9003	2.00	19	27	46	7	9.0	16.0	7	9.0	16.0
CHAPO	9001	2.00	70	64	134	32	18.0	50.0	32	18.0	50.0
CLARKE	9001	2.00	70	60	130	28	19.0	47.0	28	19.0	47.0
CLOSE	9002	2.00	25	86	111	10	32.0	42.0	10	32.0	42.0
CORZINE	9001	2.20	17	52	69	10	19.0	29.0	10	19.0	29.0
DELP	9001	2.00	48	38	86	23	16.0	39.0	23	16.0	39.0
DREW	9001	2.00	75	59	134	34	15.0	49.0	34	15.0	49.0
EBBERS	9002	2.00	67	44	111	31	11.0	42.0	31	11.0	42.0
FISHER	9001	2.00	-	52	52	-	18.0	18.0	-	17.0	17.0
FORD-KRONHOLZ	9002	2.00	76	6	82	39	3.0	42.0	39	3.0	42.0
GAINSFORD	9002	2.00	62	57	119	27	20.0	47.0	27	20.0	47.0
GERBER	9001	2.00	57	18	75	28	10.0	38.0	28	10.0	38.0
GOFF	9001	2.00	42	36	78	20	12.0	32.0	20	12.0	32.0
GUYER	9003	2.00	56	36	92	28	18.0	46.0	28	18.0	46.0
HOEKMAN	9001	2.00	-	34	34	-	12.0	12.0	-	12.0	12.0
HOLZMAN	9002	2.00	96	113	209	35	35.0	70.0	35	35.0	70.0
JORDAN	9003	2.00	35	11	46	19	6.0	25.0	19	6.0	25.0
KEESECKER	9001	2.00	83	37	120	34	12.0	46.0	34	12.0	46.0
KENNEDY	9002	2.00	54	9	63	27	5.0	32.0	27	5.0	32.0
KOWALSKY	9001	2.00	68	94	162	26	33.0	59.0	26	33.0	59.0
KUBIK	9001	2.00	19	92	111	7	17.0	24.0	7	17.0	24.0
LATA	9002	2.00	-	-	-	-	-	-	-	-	-
LIMA	9003	2.00	-	-	-	-	-	-	-	-	-
LOUWENAAR	9001	2.00	3	70	73	2	27.0	29.0	2	27.0	29.0
MASTROGIACOMO	9001	2.00	66	41	107	25	12.0	37.0	25	12.0	37.0
MEIGHAN	9001	2.00	22	77	99	11	21.0	32.0	11	21.0	32.0
MOORE	9003	2.00	49	23	72	22	8.0	30.0	22	8.0	30.0
NALL	9003	2.00	66	10	76	29	4.0	33.0	29	4.0	33.0
NALLEY	9003	2.00	60	42	102	24	13.0	37.0	24	13.0	37.0
NEWDOME	9002	2.00	78	37	115	22	11.0	33.0	22	11.0	33.0
OHLSSON	9001	2.00	54	103	157	22	31.0	53.0	22	31.0	53.0
OLSEN	9009	0.55	3	3	6	1	2.0	3.0	1	2.0	3.0
PARKS	9003	2.00	62	77	139	24	21.0	45.0	24	20.0	44.0
PETERSON	9002	2.00	37	7	44	20	5.0	25.0	20	5.0	25.0
PORTER	9003	2.00	81	6	87	34	3.0	37.0	34	3.0	37.0
PUNTER	9002	2.00	50	34	84	21	10.0	31.0	21	10.0	31.0
ROBERTS	9003	1.00	-	-	-	-	-	-	-	-	-
ROMAN	9002	2.00	19	11	30	10	4.0	14.0	10	4.0	14.0
RYAN	9001	2.00	56	73	129	22	20.0	42.0	22	20.0	42.0
SAUER	9002	2.00	64	74	138	24	22.0	46.0	24	22.0	46.0
SEATON	9126	2.00	28	-	28	15	-	15.0	15	-	15.0
STEBLETON	9002	2.00	107	10	117	47	3.0	50.0	47	3.0	50.0
TRUJILLO	9003	2.00	-	41	41	-	18.0	18.0	-	17.0	17.0
WINGATE	9003	2.00	18	45	63	7	14.0	21.0	7	14.0	21.0
<b>TOTALS</b>			2,212.0	2,030.0	4,242.0	964.0	668.0	1,632.0	957.0	658.0	1,615.0
<b>AVERAGE PER FACULTY</b>			49.2	43.2	88.4	21.4	14.2	34.0	21.3	14.0	33.6

**Music (Applied) - Faculty Courses & Hours**

**Fall 2006 - Spring 2007**

**All Types**

Faculty Member	Class	FTE	SCH		TOTAL	Headcount		TOTAL	Sections		TOTAL
			UGrad	Grad	SCH	UGrad	Grad	HC	UGrad	Grad	#Sec.
AMSLER	9003	2.00	64.0	63.0	127.0	26.0	28.0	54.0	19.0	18.0	37.0
ANDERSON	9002	2.00	150.0	111.0	261.0	102.0	64.0	166.0	24.0	19.0	43.0
ANDREWS	9002	1.99	20.0	20.0	40.0	27.0	25.0	52.0	8.0	4.0	12.0
BARNHART	9003	1.00	48.0	6.0	54.0	43.0	5.0	48.0	18.0	4.0	22.0
BISH	9003	2.00	216.5	73.0	289.5	319.0	25.0	344.0	29.0	6.0	35.0
BRIDGER	9001	2.00	45.9	111.4	157.3	36.0	37.7	73.7	9.7	28.7	38.4
BRISTER-RACHWAL	9003	2.00	74.0	22.0	96.0	33.0	13.0	46.0	33.0	13.0	46.0
CALLENDER	9003	2.00	47.0	48.0	95.0	27.0	30.0	57.0	10.0	11.0	21.0
CHAPO	9001	2.00	86.0	74.0	160.0	48.0	32.0	80.0	39.0	24.0	63.0
CLARKE	9001	2.00	92.0	63.0	155.0	48.0	24.0	72.0	35.0	23.0	58.0
CLOSE	9002	2.00	25.0	86.0	111.0	10.0	32.0	42.0	10.0	32.0	42.0
CORZINE	9001	2.20	55.0	82.0	137.0	31.0	34.0	65.0	15.0	23.0	38.0
DELP	9001	2.00	48.0	38.0	86.0	23.0	16.0	39.0	23.0	16.0	39.0
DREW	9001	2.00	75.0	62.0	137.0	34.0	21.0	55.0	34.0	17.0	51.0
EBBERS	9002	2.00	67.0	44.0	111.0	31.0	11.0	42.0	31.0	11.0	42.0
FISHER	9001	2.00	6.0	90.0	96.0	17.0	55.0	72.0	2.0	22.0	24.0
FORD-KRONHOLZ	9002	2.00	76.0	6.0	82.0	39.0	3.0	42.0	39.0	3.0	42.0
GAINSFORD	9002	2.00	62.0	57.0	119.0	27.0	20.0	47.0	27.0	20.0	47.0
GERBER	9001	2.00	184.0	18.0	202.0	138.0	10.0	148.0	34.0	10.0	44.0
GOFF	9001	2.00	102.0	99.0	201.0	40.0	32.0	72.0	22.0	14.0	36.0
GUYER	9003	2.00	56.0	36.0	92.0	28.0	18.0	46.0	28.0	18.0	46.0
HOEKMAN	9001	2.00	123.0	132.0	255.0	41.0	50.0	91.0	6.0	19.5	25.5
HOLZMAN	9002	2.00	127.0	140.0	267.0	69.0	53.0	122.0	49.0	46.0	95.0
JORDAN	9003	2.00	78.0	25.0	103.0	59.0	12.0	71.0	28.0	7.0	35.0
KEESECKER	9001	2.00	83.0	37.0	120.0	34.0	12.0	46.0	34.0	12.0	46.0
KENNEDY	9002	2.00	132.0	25.0	157.0	105.0	21.0	126.0	37.0	13.0	50.0
KOWALSKY	9001	2.00	68.0	94.0	162.0	26.0	33.0	59.0	26.0	33.0	59.0
KUBIK	9001	2.00	19.0	92.0	111.0	7.0	17.0	24.0	7.0	17.0	24.0
LATA	9002	2.00	54.0	57.0	111.0	27.0	35.0	62.0	4.0	10.0	14.0
LIMA	9003	2.00	24.0	-	24.0	25.0	-	25.0	4.0	-	4.0
LOUWENAAR	9001	2.00	3.0	75.0	78.0	2.0	32.0	34.0	2.0	28.0	30.0
MASTROGIACOMO	9001	2.00	84.0	55.0	139.0	34.0	18.0	52.0	26.0	13.0	39.0
MEIGHAN	9001	2.00	25.0	80.0	105.0	16.0	24.0	40.0	13.0	23.0	36.0
MOORE	9003	2.00	168.0	23.0	191.0	170.0	8.0	178.0	26.0	8.0	34.0
NALL	9003	2.00	66.0	38.0	104.0	29.0	18.0	47.0	29.0	6.0	35.0
NALLEY	9003	2.00	66.0	43.0	109.0	26.0	14.0	40.0	26.0	14.0	40.0
NEWDOME	9002	2.00	117.1	45.1	162.2	58.6	20.5	79.1	29.3	16.8	46.1
OHLSSON	9001	2.00	54.0	103.0	157.0	22.0	31.0	53.0	22.0	31.0	53.0
OLSEN	9009	0.55	3.0	3.0	6.0	1.0	2.0	3.0	1.0	2.0	3.0
PARKS	9003	2.00	70.0	83.0	153.0	33.0	28.0	61.0	28.0	22.0	50.0
PETERSON	9002	2.00	143.0	44.0	187.0	63.0	18.0	81.0	26.0	9.0	35.0
PORTER	9003	2.00	81.0	19.0	100.0	34.0	9.0	43.0	34.0	3.5	37.5
PUNTER	9002	2.00	62.0	35.0	97.0	33.0	11.0	44.0	27.0	11.0	38.0
ROBERTS	9003	1.00	10.0	2.0	12.0	12.0	2.0	14.0	4.0	2.0	6.0
ROMAN	9002	2.00	128.0	11.0	139.0	119.0	4.0	123.0	20.0	4.0	24.0
RYAN	9001	2.00	75.0	80.0	155.0	39.0	29.0	68.0	27.0	27.0	54.0
SAUER	9002	2.00	83.0	77.0	160.0	43.0	29.0	72.0	31.0	25.0	56.0
SEATON	9126	2.00	44.0	-	44.0	31.0	-	31.0	18.0	-	18.0
STEBLETON	9002	2.00	107.0	10.0	117.0	47.0	3.0	50.0	47.0	3.0	50.0
TRUJILLO	9003	2.00	88.0	53.0	141.0	44.0	30.0	74.0	4.0	19.0	23.0
WINGATE	9003	2.00	18.0	87.0	105.0	7.0	27.0	34.0	7.0	16.0	23.0
<b>TOTALS</b>			<b>3,802.5</b>	<b>2,777.5</b>	<b>6,580.0</b>	<b>2,383.6</b>	<b>1,126.2</b>	<b>3,509.8</b>	<b>1,132.0</b>	<b>777.5</b>	<b>1,909.5</b>
<b>AVERAGE PER FACULTY</b>			<b>74.6</b>	<b>56.7</b>	<b>129.0</b>	<b>46.7</b>	<b>23.0</b>	<b>68.8</b>	<b>22.2</b>	<b>15.9</b>	<b>37.4</b>

**College of Music**  
**E & G Student Credit Hours and Headcount Productivity**  
**By Instructor Type**

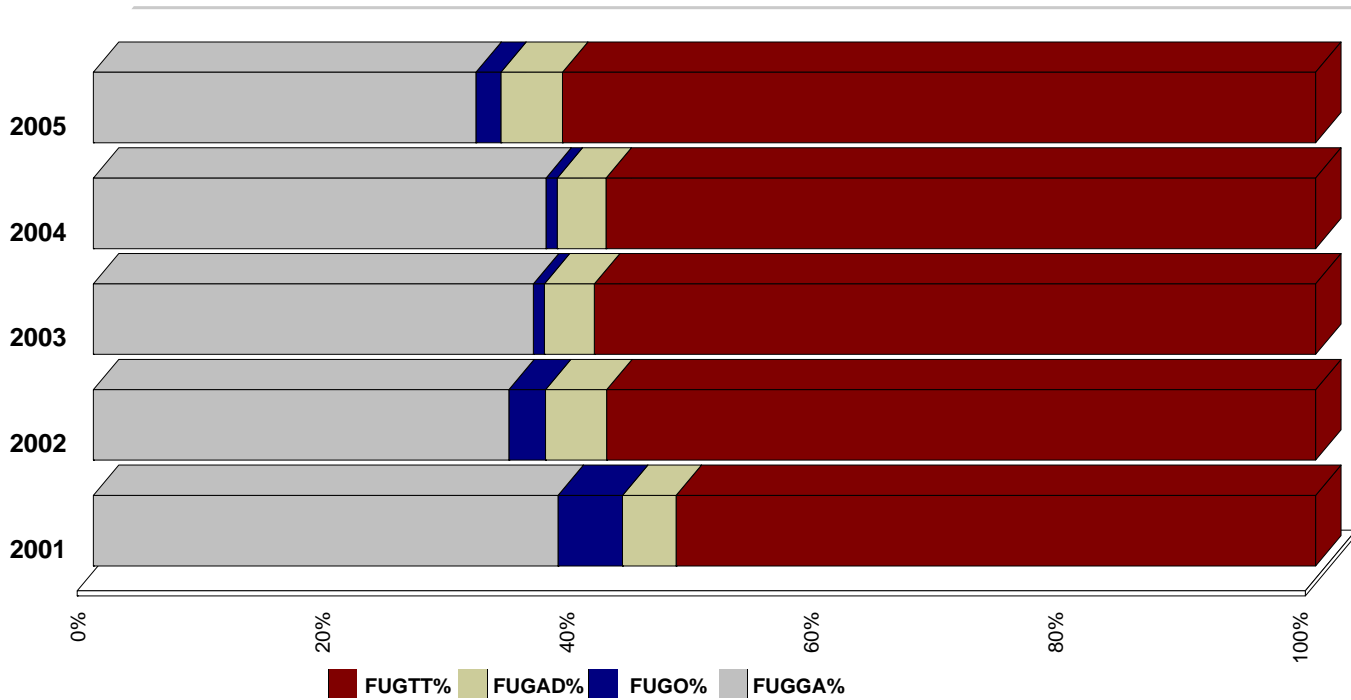
	Student						Student				
	FTE	Credit Hrs	SCH/FTE	Headcount	Headcount/ FTE		FTE	Credit Hrs	SCH/FTE	Headcount	Headcount/ FTE
<b><u>Fall 2002</u></b>											
Faculty	85.75	11,231.7	131.0	5,814	67.8	Faculty	84.75	10,475.6	123.6	4,964	58.6
OPS Regular Faculty	0	0.0	0.0	0	0.0	OPS Regular Faculty	0	0.0	0.0	0	0.0
OPS Faculty Adjuncts	2.59	92.8	35.8	77	29.7	OPS Faculty Adjuncts	2.41	148.4	61.6	108	44.8
Graduate Assistants	54.8	4,471.5	81.6	2,165	39.5	Graduate Assistants	61.41	4,991.0	81.3	2,434	39.6
A & P / USPS	0.16	0.0	0.0	568	3,550.0	A & P / USPS	0.42	22.0	52.4	542	1,290.5
Others	0.07	6.0	85.7	3	42.9	Others	0.21	24.0	114.3	24	114.3
	<b>143.37</b>	<b>15,802.0</b>	<b>110.2</b>	<b>8,627</b>	<b>60.2</b>		<b>149.2</b>	<b>15,661.0</b>	<b>105.0</b>	<b>8,072</b>	<b>54.1</b>
<b><u>Fall 2003</u></b>											
Faculty	85.54	12,526.0	146.4	6,255	73.1	Faculty	85.75	11,577.4	135.0	5,159	60.2
OPS Regular Faculty	0	0.0	0.0	0	0.0	OPS Regular Faculty	0	0.0	0.0	0	0.0
OPS Faculty Adjuncts	1.5	182.0	121.3	111	74.0	OPS Faculty Adjuncts	2.08	240.0	115.4	110	52.9
Graduate Assistants	56.17	4,268.0	76.0	2,108	37.5	Graduate Assistants	58.28	3,616.6	62.1	1,967	33.8
A & P / USPS	0.24	3.0	12.5	605	2,520.8	A & P / USPS	0.38	27.0	71.1	572	1,505.3
Others	0.16	10.0	62.5	7	43.8	Others	0.16	6.0	37.5	4	25.0
	<b>143.61</b>	<b>16,989.0</b>	<b>118.3</b>	<b>9,086</b>	<b>63.3</b>		<b>146.65</b>	<b>15,467.0</b>	<b>105.5</b>	<b>7,812</b>	<b>53.3</b>
<b><u>Fall 2004</u></b>											
Faculty	85.75	11,637.0	135.7	5,359.0	62.5	Faculty	86.75	10,754.8	124.0	5,113	58.9
OPS Regular Faculty	0	0.0	0.0	0.0	0.0	OPS Regular Faculty	1.82	211.0	115.9	132	72.5
OPS Faculty Adjuncts	2.18	239.4	109.8	112.0	51.4	OPS Faculty Adjuncts	0.52	100.2	192.7	22	42.3
Graduate Assistants	49.81	4,958.6	99.6	2,315.0	46.5	Graduate Assistants	53.92	4,729.0	87.7	2,251	41.7
A & P / USPS	0	0.0	0.0	0.0	0.0	A & P / USPS	0	0.0	0.0	0	0.0
Others	0	0.0	0.0	0.0	0.0	Others	0	0.0	0.0	0	0.0
	<b>137.74</b>	<b>16,835.0</b>	<b>122.2</b>	<b>7,786</b>	<b>56.5</b>		<b>143.01</b>	<b>15,795.0</b>	<b>110.4</b>	<b>7,518</b>	<b>52.6</b>
<b><u>Fall 2005</u></b>											
Faculty	88.53	11,503.0	129.9	6,100.0	68.9	Faculty	88.02	10,035.5	114.0	4,892	55.6
OPS Regular Faculty	1.98	310.0	156.6	161.0	81.3	OPS Regular Faculty	2.07	316.5	152.9	154	74.4
OPS Faculty Adjuncts	0.31	76.0	245.2	23.0	74.2	OPS Faculty Adjuncts	0.05	10.0	200.0	11	220.0
Graduate Assistants	44.74	3,899.0	87.1	1,865.0	41.7	Graduate Assistants	48.38	3,161.0	65.3	1,586	32.8
A & P / USPS	0	0.0	0.0	0.0	0.0	A & P / USPS	0	0.0	0.0	0	0.0
Others	0	0.0	0.0	0.0	0.0	Others	0	0.0	0.0	0	0.0
	<b>135.56</b>	<b>15,788.0</b>	<b>116.5</b>	<b>8,149</b>	<b>60.1</b>		<b>138.52</b>	<b>13,523.0</b>	<b>97.6</b>	<b>6,643</b>	<b>48.0</b>
<b><u>Fall 2006</u></b>											
Faculty	88.99	11063.8	124.3	5465	61.4	Faculty	88.70	10513	118.5	4875	55.0
OPS Regular Faculty	1.5436	296	191.8	168	108.8	OPS Regular Faculty	2.41	457.2	189.7	221	91.7
OPS Faculty Adjuncts	0.17	56	329.4	5	29.4	OPS Faculty Adjuncts	0	0	0.0	0	0.0
Graduate Assistants	52.27	4571.2	87.5	2154	41.2	Graduate Assistants	50.79	4489.7	88.4	2134	42.0
A & P / USPS	0	0	0.0	0	0.0	A & P / USPS	0	0	0.0	0	0.0
Others	0	0	0.0	0	0.0	Others	0	0	0.0	0	0.0
	<b>142.974</b>	<b>15987.0</b>	<b>111.8</b>	<b>7792</b>	<b>54.5</b>		<b>141.90</b>	<b>15459.9</b>	<b>108.9</b>	<b>7230</b>	<b>51.0</b>

# Percent of Undergraduate Classes Taught by Type of Faculty

Music

CIP: 5009

Florida State University Percent of Undergraduate Classes Taught by Faculty Type



Florida State University Percent of Undergraduate Classes Taught by Faculty Type

Year	Tenure/Tenure Earning	Adjunct	Other Regular Faculty	Grad. Assistants
2001	52 %	4 %	5 %	38 %
2002	58 %	5 %	3 %	34 %
2003	59 %	4 %	1 %	36 %
2004	58 %	4 %	1 %	37 %
2005	61 %	5 %	2 %	31 %

Research I Institutions Percent of Undergraduate Classes Taught by Faculty Type

Year	Tenure/Tenure Earning	Adjunct	Other Regular Faculty	Grad. Assistants
2001	55 %	15 %	13 %	13 %
2002	57 %	13 %	14 %	12 %
2003	54 %	16 %	15 %	11 %
2004	59 %	15 %	14 %	9 %
2005	54 %	18 %	14 %	11 %

SUG Institutions Percent of Undergraduate Classes Taught by Faculty Type

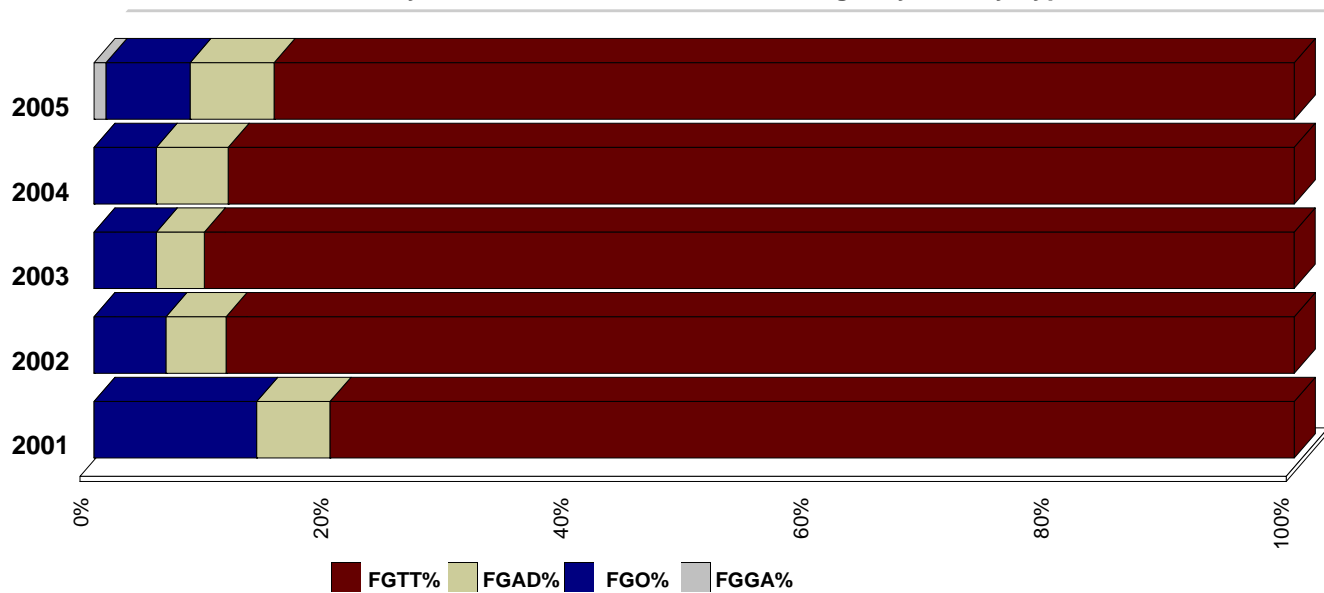
Year	Tenure/Tenure Earning	Adjunct	Other Regular Faculty	Grad. Assistants
2001	58 %	9 %	15 %	14 %
2002	58 %	11 %	16 %	12 %
2003	63 %	11 %	14 %	9 %
2004	62 %	10 %	13 %	12 %
2005	62 %	9 %	14 %	12 %

# Percent of Graduate Classes Taught by Type of Faculty

Music

CIP: 5009

Florida State University Percent of Graduate Classes Taught by Faculty Type



Florida State University Percent of Graduate Classes Taught by Faculty Type

Year	Tenure/Tenure Earning	Adjunct	Other Regular Faculty	Grad. Assistants
2001	80%	6%	14%	0%
2002	89%	5%	6%	0%
2003	91%	4%	5%	0%
2004	89%	6%	5%	0%
2005	85%	7%	7%	1%

Research I Institutions Percent of Graduate Classes Taught by Faculty Type

Year	Tenure/Tenure Earning	Adjunct	Other Regular Faculty	Grad. Assistants
2001	86%	5%	5%	0%
2002	87%	5%	5%	0%
2003	85%	4%	8%	0%
2004	85%	5%	8%	0%
2005	82%	9%	7%	0%

SUG Institutions Percent of Graduate Classes Taught by Faculty Type

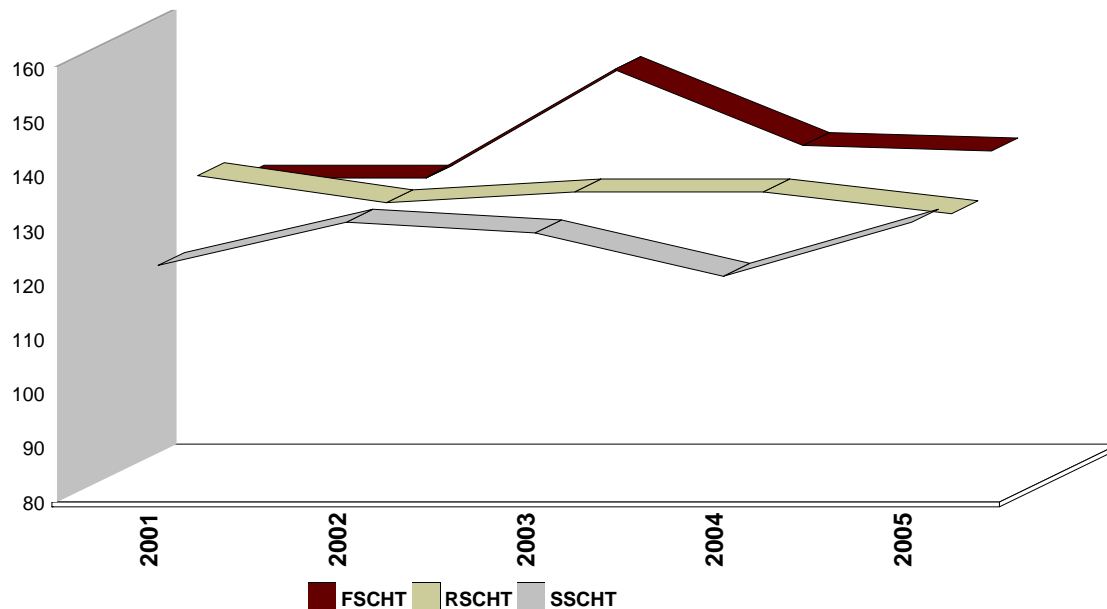
Year	Tenure/Tenure Earning	Adjunct	Other Regular Faculty	Grad. Assistants
2001	89 %	4 %	5 %	0 %
2002	92 %	3 %	3 %	0 %
2003	90 %	2 %	7 %	0 %
2004	85 %	2 %	11 %	0 %
2005	87 %	4 %	8 %	0 %

## Student Credit Hours Taught per Tenured FTE Faculty

Music

CIP: 5009

Total Student Credit Hours per Tenured FTE Faculty



### Florida State University Student Credit Hours per Tenured FTE Faculty

Year	Undergraduate	Graduate	Total
2001	96	36	132
2002	98	34	132
2003	115	37	152
2004	101	37	138
2005	103	33	137

### Research I Student Credit Hours per Tenured FTE Faculty

Year	Undergraduate	Graduate	Total
2001	118	18	136
2002	112	19	131
2003	110	19	133
2004	117	17	133
2005	112	18	129

### SUG Student Credit Hours per Tenured FTE Faculty

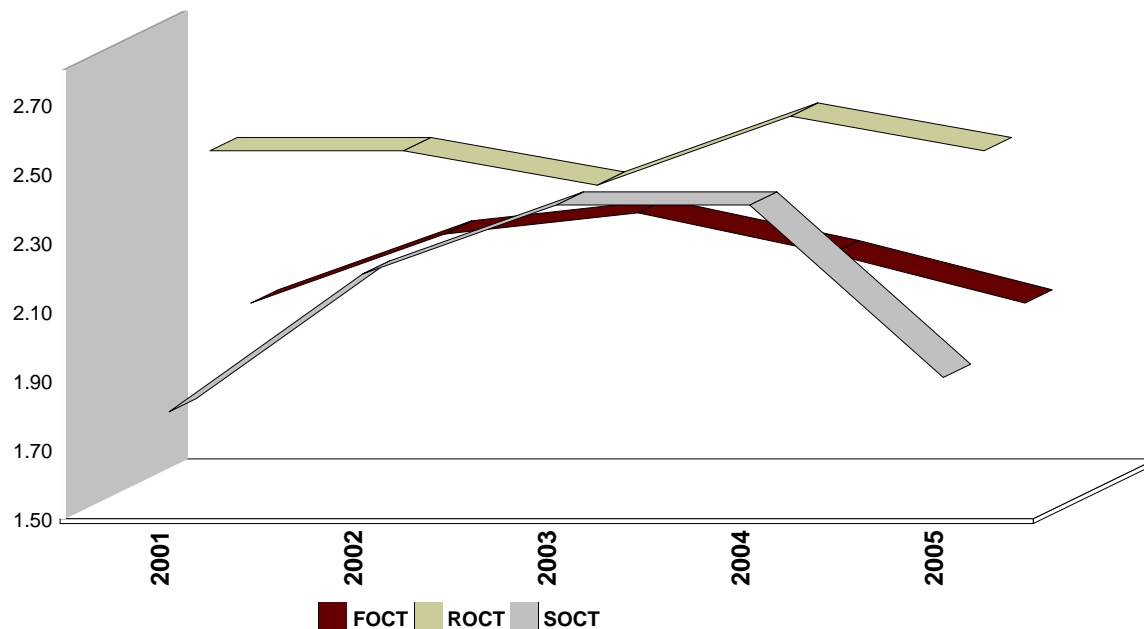
Year	Undergraduate	Graduate	SSCHT
2001	104	19	123
2002	112	19	131
2003	110	19	129
2004	104	19	121
2005	108	19	131

## Organized Courses Taught per Tenured FTE Faculty

Music

CIP: 5009

Total Organized Courses Taught per Tenured FTE Faculty



### Florida State University Organized Courses per Tenured FTE Faculty

Year	Undergraduate	Graduate	Total
2001	1.10	0.90	2.00
2002	1.20	1.00	2.20
2003	1.14	1.12	2.26
2004	1.14	1.00	2.14
2005	1.00	1.00	2.00

### Research I Organized Courses per Tenured FTE Faculty

Year	Undergraduate	Graduate	Total
2001	1.80	0.70	2.50
2002	1.80	0.70	2.50
2003	1.70	0.70	2.40
2004	2.00	0.70	2.60
2005	1.80	0.70	2.50

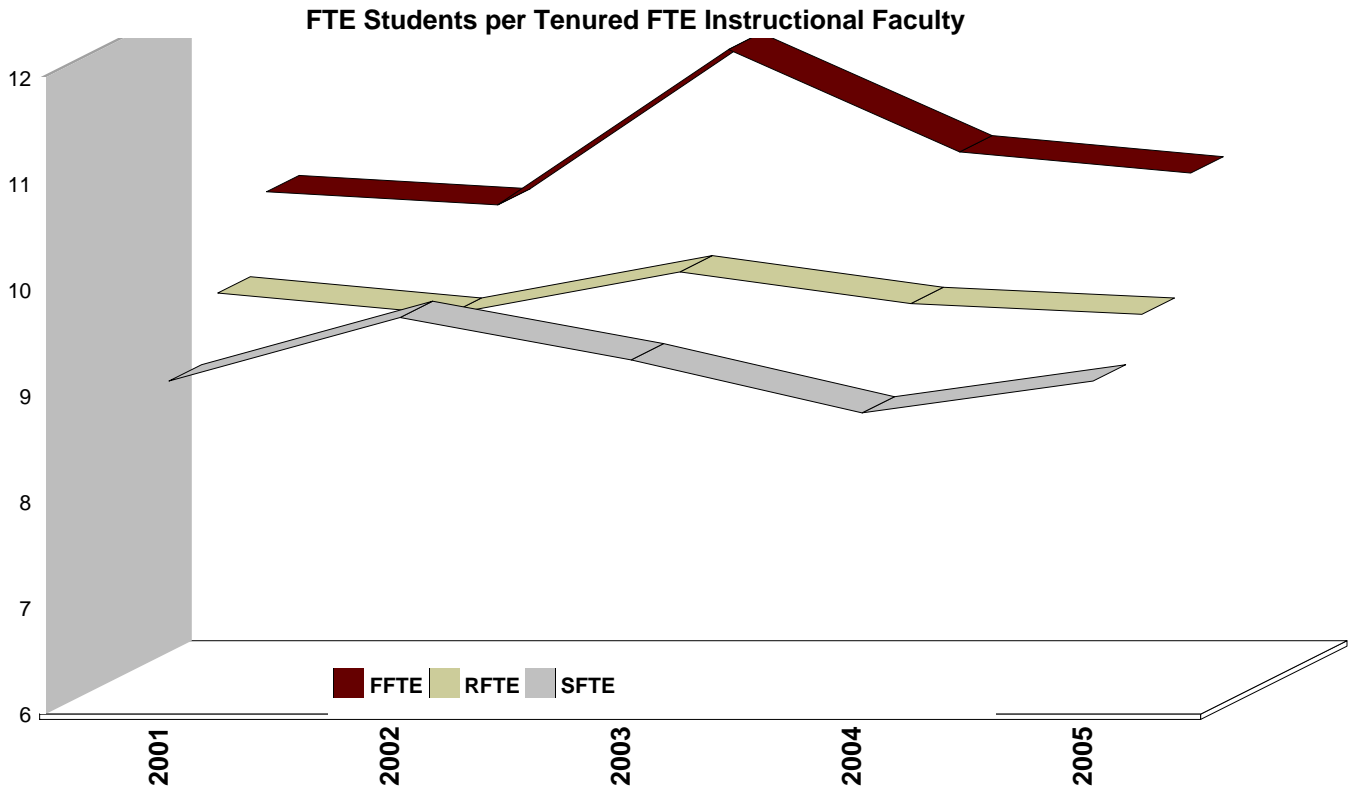
### SUG Organized Courses per Tenured FTE Faculty

Year	SOCU	Graduate	Total
2001	1.30	0.50	1.80
2002	1.50	0.70	2.20
2003	1.70	0.70	2.40
2004	1.80	0.70	2.40
2005	1.50	0.60	1.90

# FTE Students per Tenured FTE Instructional Faculty

Music

CIP: 5009



## FTE Students per Tenured FTE Instructional Faculty

Year	FSU	Research I	SUG
2001	10	10	9
2002	10	10	10
2003	12	10	9
2004	11	10	9
2005	11	10	9



**Operating Budget E & G Position FTE and Rate Totals  
By Pay Plan, Month Type, Filled/Vacant and Rank**

**College of Music**

**Allen Music Library**

		<b>2005-2006</b>	<b>2006-2007</b>
<b>Total All Pay Plans</b>	<b>FTE</b>	<b>7.00</b>	<b>5.00</b>
	<b>Person Years</b>	<b>7.00</b>	<b>5.00</b>
	<b>Current Rate</b>	<b>\$192,257</b>	<b>\$159,903</b>
<b>Filled 9- &amp; 12-Month Faculty</b>	<b>FTE</b>	2.00	2.00
	<b>Person Years</b>	2.00	2.00
	<b>Current Rate</b>	\$87,157	\$93,892
<b>Filled Support</b>	<b>FTE</b>	5.00	3.00
	<b>Person Years</b>	5.00	3.00
	<b>Current Rate</b>	\$105,100	\$66,011

**Operating Budget E & G Position FTE and Rate Totals  
By Pay Plan, Month Type, Filled/Vacant and Rank**

**College of Music**

**Dean College of Music**

		<b>2005-2006</b>	<b>2006-2007</b>
<b>Total All Pay Plans</b>	<b>FTE</b>	<b>19.55</b>	<b>5.41</b>
	<b>Person Years</b>	<b>5.99</b>	<b>5.13</b>
	<b>Current Rate</b>	<b>\$199,969</b>	<b>\$149,372</b>
<b>Summer Faculty</b>	<b>FTE</b>	14.55	0.31
	<b>Person Years</b>	0.99	0.03
	<b>Current Rate</b>	\$64,979	\$3,401
<b>Filled Support</b>	<b>FTE</b>	4.00	3.00
	<b>Person Years</b>	4.00	3.00
	<b>Current Rate</b>	\$125,630	\$98,343
<b>Vacant &amp; Reserve Support</b>	<b>FTE</b>	1.00	2.10
	<b>Person Years</b>	1.00	2.10
	<b>Current Rate</b>	\$9,360	\$47,628

**Operating Budget E & G Position FTE and Rate Totals  
By Pay Plan, Month Type, Filled/Vacant and Rank**

**College of Music**

**Music Salaries**

		<b>2005-2006</b>	<b>2006-2007</b>
<b>Total All Pay Plans</b>	<b>FTE</b>	<b>118.07</b>	<b>129.32</b>
	<b>Person Years</b>	<b>95.70</b>	<b>98.17</b>
	<b>Current Rate</b>	<b>\$6,949,769</b>	<b>\$7,369,161</b>
<b>Filled 9- &amp; 12-Month Faculty</b>	<b>FTE</b>	87.75	89.75
	<b>Person Years</b>	67.58	69.08
	<b>Current Rate</b>	\$5,845,795	\$6,160,648
<b>Vacant &amp; Reserve Faculty</b>	<b>FTE</b>	4.00	3.00
	<b>Person Years</b>	2.99	2.24
	<b>Current Rate</b>	\$251,764	\$196,045
<b>Summer Faculty</b>	<b>FTE</b>	1.32	10.57
	<b>Person Years</b>	0.13	0.85
	<b>Current Rate</b>	\$3,554	\$82,795
<b>Filled Support</b>	<b>FTE</b>	25.00	25.50
	<b>Person Years</b>	25.00	25.50
	<b>Current Rate</b>	\$848,656	\$915,173
<b>Vacant &amp; Reserve Support</b>	<b>FTE</b>		0.50
	<b>Person Years</b>		0.50
	<b>Current Rate</b>		\$14,500

**Operating Budget E & G Position FTE and Rate Totals  
By Pay Plan, Month Type, Filled/Vacant and Rank**

**College of Music**

**Music Stages & Auditoriums**

		<b>2005-2006</b>	<b>2006-2007</b>
<b>Total All Pay Plans</b>	<b>FTE</b>	<b>4.00</b>	<b>4.00</b>
	<b>Person Years</b>	<b>4.00</b>	<b>4.00</b>
	<b>Current Rate</b>	<b>\$115,647</b>	<b>\$117,948</b>
<b>Filled Support</b>	<b>FTE</b>	4.00	4.00
	<b>Person Years</b>	4.00	4.00
	<b>Current Rate</b>	\$115,647	\$117,948

**E & G Expenditures By Budget Category, By Major Object Code**

**College of Music**

***Allen Music Library***

		<b>2004-05</b>	<b>2005-06</b>
SALARY	FACULTY	\$84,129	\$93,194
	USPS	\$101,449	\$104,807
	FRINGE BENEFITS	\$66,920	\$74,893
	OTHER SALARY	\$7,000	\$2,500
<b>SALARY</b>	<b>Sub Total:</b>	<b>\$259,498</b>	<b>\$275,394</b>
EXPENSE	EDUCATIONAL SUPPLIES		\$119
	EQUIPMENT & BOOKS	\$7,131	\$1,408
	EXPENSE OTHER	\$444	\$187
	MAINT & HEATING SUPPLIES		\$62
	OFFICE SUPPLIES	\$625	\$4,218
	OTHER CURRENT CHARGES	\$96	\$458
	PRINTING		\$48
	REPAIRS & MAINTENANCE		\$126
	TELEPHONE	\$292	\$293
<b>EXPENSE</b>	<b>Sub Total:</b>	<b>\$8,588</b>	<b>\$6,919</b>
OPS	FRINGE BENEFITS	\$128	\$759
	GRAD ASST	\$397	
	OPS OTHER	\$1,262	\$1,010
	STUDENT ASST	\$39,628	\$44,152
<b>OPS</b>	<b>Sub Total:</b>	<b>\$41,415</b>	<b>\$45,921</b>
OCO	DATA PROCESSING EQUIPMENT	\$18,069	
<b>OCO</b>	<b>Sub Total:</b>	<b>\$18,069</b>	
LIBRARY RESOURCES	LIBRARY BOOKS	\$148,373	\$165,269
<b>LIBRARY RESOURCES</b>	<b>Sub Total:</b>	<b>\$148,373</b>	<b>\$165,269</b>
	<b>Department Total:</b>	<b>\$475,943</b>	<b>\$493,503</b>

**E & G Expenditures By Budget Category, By Major Object Code**

**College of Music**

***Band Education***

		<b>2004-05</b>	<b>2005-06</b>
EXPENSE	CONSULTING & OTHER	\$4,782	
	EQUIPMENT & BOOKS	\$780	\$130
	EXPENSE OTHER	\$584	
	OTHER MATERIALS & SUPPLIES	\$2,720	\$1,746
	PRINTING	\$1,190	\$264
	TELEPHONE	\$2,117	\$2,147
	TRAVEL	\$495	
<b>EXPENSE</b>	<b>Sub Total:</b>	<b>\$12,668</b>	<b>\$4,287</b>
	<b>Department Total:</b>	<b>\$12,668</b>	<b>\$4,287</b>

**E & G Expenditures By Budget Category, By Major Object Code**

**College of Music**

***Center for Music Research***

		<b>2004-05</b>	<b>2005-06</b>
EXPENSE	EDUCATIONAL SUPPLIES		\$96
	EQUIPMENT & BOOKS	\$2,138	\$1,808
	EXPENSE OTHER		\$95
	MAINT & HEATING SUPPLIES		\$390
	OTHER MATERIALS & SUPPLIES	\$116	\$221
	TELEPHONE	\$707	\$649
	TRAVEL	\$3,020	\$1,691
<b>EXPENSE</b>	<b>Sub Total:</b>	<b>\$5,981</b>	<b>\$4,950</b>
OCO	EDUCATIONAL EQUIPMENT		\$999
<b>OCO</b>	<b>Sub Total:</b>		<b>\$999</b>
	<b>Department Total:</b>	<b>\$5,981</b>	<b>\$5,949</b>

**E & G Expenditures By Budget Category, By Major Object Code**

**College of Music**

***Choral Education***

		<b>2004-05</b>	<b>2005-06</b>
EXPENSE	CONSULTING & OTHER		\$2,000
	EQUIPMENT & BOOKS	\$1,816	\$1,916
	EXPENSE OTHER		\$35
	TELEPHONE	\$412	\$378
<b>EXPENSE</b>		<b>Sub Total:</b>	<b>\$2,228</b>
		<b>\$2,228</b>	<b>\$4,329</b>
OPS	STUDENT ASST		\$1,000
<b>OPS</b>		<b>Sub Total:</b>	<b>\$1,000</b>
		<b>Department Total:</b>	<b>\$2,228</b>
		<b>\$2,228</b>	<b>\$5,329</b>



**E & G Expenditures By Budget Category, By Major Object Code**

**College of Music**

***College of Music***

		<b>2004-05</b>	<b>2005-06</b>
SALARY	FRINGE BENEFITS		\$10
<b>SALARY</b>	<b>Sub Total:</b>		<b>\$10</b>
EXPENSE	CONSTRUCTION SUPPLIES		\$66
	CONSULTING & OTHER	\$24,953	\$30,722
	EDUCATIONAL SUPPLIES	\$2,869	\$8,289
	EQUIPMENT & BOOKS	\$20,029	\$42,981
	EXPENSE OTHER	\$24,822	\$33,914
	INSURANCE & BENEFITS	\$32	
	MAINT & HEATING SUPPLIES	\$315	\$1,960
	MOTOR FUELS & LUBRICANTS	\$1,108	\$1,758
	MOVING EXPENSES		\$890
	OFFICE SUPPLIES	\$18,374	\$19,032
	OTHER CURRENT CHARGES	\$9,562	\$4,209
	OTHER MATERIALS & SUPPLIES	\$17,838	\$7,835
	PRINTING	\$65,706	\$51,019
	PURCHASE FOR RESALE	\$3,211	\$114
	RENTAL OF BUILDINGS	\$5,112	\$6,656
	RENTAL OF EQUIPMENT	\$15,844	\$670
	REPAIRS & MAINTENANCE	\$19,709	\$11,314
	SCHOLARSHIPS & FELLOWSHIPS	\$217	
	TELEPHONE	\$55,666	\$52,081
	TRAVEL		\$650
	UTILITIES	\$1,126	\$978
<b>EXPENSE</b>	<b>Sub Total:</b>	<b>\$286,493</b>	<b>\$275,138</b>
OPS	FRINGE BENEFITS	\$1,945	\$3,349
	FACULTY ADJUNCTS		\$5,593
	GRAD ASST	\$1,480	
	OPS OTHER	\$19,440	\$17,683
	STUDENT ASST	\$127,630	\$113,662
<b>OPS</b>	<b>Sub Total:</b>	<b>\$150,495</b>	<b>\$140,287</b>
OCO	DATA PROCESSING EQUIPMENT	\$12,278	\$292
	EDUCATIONAL EQUIPMENT		\$2,858
	FURNITURE & EQUIPMENT		\$2,259
<b>OCO</b>	<b>Sub Total:</b>	<b>\$12,278</b>	<b>\$5,409</b>
<b>Department Total:</b>		<b>\$449,266</b>	<b>\$420,844</b>

**E & G Expenditures By Budget Category, By Major Object Code**

**College of Music**

***Dean College of Music***

		<b>2004-05</b>	<b>2005-06</b>
SALARY	FACULTY	\$156,382	\$302
	A&P	\$86,518	\$95,272
	USPS	\$2,470	
	FRINGE BENEFITS	\$62,967	\$40,182
	OTHER SALARY	\$13,639	\$1,500
<b>SALARY</b>	<b>Sub Total:</b>	<b>\$321,976</b>	<b>\$137,256</b>
EXPENSE	CONSULTING & OTHER	\$960	
	EDUCATIONAL SUPPLIES		\$439
	EQUIPMENT & BOOKS	\$2,297	\$52,962
	EXPENSE OTHER	\$491	\$760
	MAINT & HEATING SUPPLIES		\$2,231
	OTHER CURRENT CHARGES	\$100	
	OTHER MATERIALS & SUPPLIES		\$12,882
	PRINTING	\$235	
	REPAIRS & MAINTENANCE		\$25,475
	TRAVEL	\$6,410	
<b>EXPENSE</b>	<b>Sub Total:</b>	<b>\$10,493</b>	<b>\$94,749</b>
OPS	FRINGE BENEFITS		\$673
	FACULTY ADJUNCTS		\$20,781
	GRAD ASST	\$386	\$95
	OPS OTHER	\$716	\$522
	STUDENT ASST	\$880	\$5,907
<b>OPS</b>	<b>Sub Total:</b>	<b>\$1,982</b>	<b>\$27,978</b>
OCO	DATA PROCESSING EQUIPMENT	\$1,849	\$56,508
	EDUCATIONAL EQUIPMENT		\$129,673
	FURNITURE & EQUIPMENT		\$35,989
<b>OCO</b>	<b>Sub Total:</b>	<b>\$1,849</b>	<b>\$222,170</b>
<b>Department Total:</b>		<b>\$336,300</b>	<b>\$482,153</b>

**E & G Expenditures By Budget Category, By Major Object Code**

**College of Music**

***Jazz Education***

		<b>2004-05</b>	<b>2005-06</b>
EXPENSE	OTHER MATERIALS & SUPPLIES		\$56
	TRAVEL	\$1,793	\$1,232
<b>EXPENSE</b>	<b>Sub Total:</b>	<b>\$1,793</b>	<b>\$1,288</b>
	<b>Department Total:</b>	<b>\$1,793</b>	<b>\$1,288</b>

E & G Expenditures By Budget Category, By Major Object Code

College of Music

*Music Black Faculty Spt 2004*

		2004-05
EXPENSE	OTHER MATERIALS & SUPPLIES	\$1,046
	TRAVEL	\$2,955
<b>EXPENSE</b>	<b>Sub Total:</b>	<b>\$4,001</b>
	<b>Department Total:</b>	<b>\$4,001</b>

**E & G Expenditures By Budget Category, By Major Object Code**

**College of Music**

***Music Grad Asst***

		<b>2004-05</b>	<b>2005-06</b>
SALARY	A&P	<b>\$-522</b>	\$456
<b>SALARY</b>		<b>\$-522</b>	<b>\$456</b>
	<b>Sub Total:</b>		
OPS	FRINGE BENEFITS	\$684	\$798
	GRAD ASST	\$669,778	\$672,407
	OPS OTHER	\$145	<b>\$-89</b>
	STUDENT ASST	\$1,472	\$1,892
<b>OPS</b>		<b>\$672,079</b>	<b>\$675,008</b>
	<b>Sub Total:</b>		
	<b>Department Total:</b>	<b>\$671,557</b>	<b>\$675,464</b>

**E & G Expenditures By Budget Category, By Major Object Code**

**College of Music**

***Music Living Learning Ctr***

		<b>2004-05</b>	<b>2005-06</b>
EXPENSE	CONSULTING & OTHER	\$1,147	
	EQUIPMENT & BOOKS	\$6,393	\$1,263
	EXPENSE OTHER	\$301	
	OFFICE SUPPLIES	\$370	
	OTHER MATERIALS & SUPPLIES	\$142	
	PRINTING	\$363	\$1,123
	REPAIRS & MAINTENANCE		\$1,111
	TELEPHONE	\$1,474	\$1,362
<b>EXPENSE</b>	<b>Sub Total:</b>	<b>\$10,190</b>	<b>\$4,859</b>
OPS	FRINGE BENEFITS		\$20
	GRAD ASST	\$18,000	\$18,540
	STUDENT ASST		\$5,489
<b>OPS</b>	<b>Sub Total:</b>	<b>\$18,000</b>	<b>\$24,049</b>
	<b>Department Total:</b>	<b>\$28,190</b>	<b>\$28,908</b>

**E & G Expenditures By Budget Category, By Major Object Code**

**College of Music**

***Music OPS***

		<b>2004-05</b>	<b>2005-06</b>
SALARY	FRINGE BENEFITS	\$-260	
<b>SALARY</b>	<b>Sub Total:</b>	<b>\$-260</b>	
EXPENSE	EXPENSE OTHER	\$5,732	
<b>EXPENSE</b>	<b>Sub Total:</b>	<b>\$5,732</b>	
OPS	FRINGE BENEFITS	\$5,398	\$5,874
	FACULTY ADJUNCTS	\$74,501	\$122,559
	OPS OTHER	\$6,310	
<b>OPS</b>	<b>Sub Total:</b>	<b>\$86,209</b>	<b>\$128,433</b>
	<b>Department Total:</b>	<b>\$91,681</b>	<b>\$128,433</b>

**E & G Expenditures By Budget Category, By Major Object Code**

**College of Music**

***Music Peer Advising***

		<b>2004-05</b>	<b>2005-06</b>
EXPENSE	BEDDING & TEXTILES	\$213	\$204
	EXPENSE OTHER		\$10
	OFFICE SUPPLIES		\$231
	OTHER MATERIALS & SUPPLIES		\$153
	PRINTING		\$1,405
<b>EXPENSE</b>	<b>Sub Total:</b>	<b>\$213</b>	<b>\$2,003</b>
OPS	FRINGE BENEFITS	\$147	\$359
	OPS OTHER	\$1,762	\$3,029
	STUDENT ASST	\$6,092	\$3,627
<b>OPS</b>	<b>Sub Total:</b>	<b>\$8,001</b>	<b>\$7,015</b>
	<b>Department Total:</b>	<b>\$8,214</b>	<b>\$9,018</b>



**E & G Expenditures By Budget Category, By Major Object Code**

**College of Music**

***Music Salaries***

		<b>2004-05</b>	<b>2005-06</b>
SALARY	FACULTY	\$5,565,044	\$6,372,894
	A&P	\$273,880	\$292,209
	USPS	\$569,173	\$599,568
	FRINGE BENEFITS	\$1,730,184	\$1,922,630
	OTHER SALARY	\$145,792	\$14,173
<b>SALARY</b>	<b>Sub Total:</b>	<b>\$8,284,073</b>	<b>\$9,201,474</b>
EXPENSE	MOTOR FUELS & LUBRICANTS	\$64	
	TRAVEL	\$-8,001	
<b>EXPENSE</b>	<b>Sub Total:</b>	<b>\$-7,937</b>	
	<b>Department Total:</b>	<b>\$8,276,136</b>	<b>\$9,201,474</b>

**E & G Expenditures By Budget Category, By Major Object Code**

**College of Music**

***Music Stages & Auditoriums***

		<b>2004-05</b>	<b>2005-06</b>
SALARY	USPS	\$111,920	\$112,471
	FRINGE BENEFITS	\$38,605	\$33,047
	OTHER SALARY	\$10,153	\$4,305
<b>SALARY</b>	<b>Sub Total:</b>	<b>\$160,678</b>	<b>\$149,823</b>
EXPENSE	CONSTRUCTION SUPPLIES	\$188	\$1,590
	CONSULTING & OTHER	\$213	
	EDUCATIONAL SUPPLIES		\$3,854
	EQUIPMENT & BOOKS	\$1,589	\$4,071
	EXPENSE OTHER	\$250	\$143
	MAINT & HEATING SUPPLIES	\$116	\$635
	MOTOR FUELS & LUBRICANTS	\$54	\$112
	OFFICE SUPPLIES	\$111	\$517
	OTHER CURRENT CHARGES		\$28
	OTHER MATERIALS & SUPPLIES	\$577	\$1,017
	PURCHASE FOR RESALE	\$316	
	REPAIRS & MAINTENANCE	\$1,017	\$705
	TELEPHONE	\$2,288	\$2,308
<b>EXPENSE</b>	<b>Sub Total:</b>	<b>\$6,719</b>	<b>\$14,980</b>
OPS	FRINGE BENEFITS	\$3,761	\$2,553
	OPS OTHER	\$44,261	\$32,352
	STUDENT ASST	\$19,349	\$17,150
<b>OPS</b>	<b>Sub Total:</b>	<b>\$67,371</b>	<b>\$52,055</b>
OCO	DATA PROCESSING EQUIPMENT		\$6,897
<b>OCO</b>	<b>Sub Total:</b>		<b>\$6,897</b>
<b>Department Total:</b>		<b>\$234,768</b>	<b>\$223,755</b>

E & G Expenditures By Budget Category, By Major Object Code

College of Music

*Music Travel*

		2004-05	2005-06
EXPENSE	OTHER MATERIALS & SUPPLIES	\$34	\$1,121
	TRAVEL	\$81,908	\$89,959
<b>EXPENSE</b>	<b>Sub Total:</b>	<b>\$81,942</b>	<b>\$91,080</b>
	<b>Department Total:</b>	<b>\$81,942</b>	<b>\$91,080</b>

**E & G Expenditures By Budget Category, By Major Object Code**

**College of Music**

***Opera Education***

		<b>2004-05</b>	<b>2005-06</b>
EXPENSE	CONSTRUCTION SUPPLIES	\$1,594	\$615
	CONSULTING & OTHER	\$15,062	\$17,298
	EDUCATIONAL SUPPLIES	\$2,479	\$2,107
	EXPENSE OTHER	\$606	\$440
	MAINT & HEATING SUPPLIES	\$1,437	\$727
	OFFICE SUPPLIES	\$1,511	\$1,599
	OTHER CURRENT CHARGES	\$315	\$70
	OTHER MATERIALS & SUPPLIES	\$195	\$2,986
	PRINTING	\$1,856	\$754
	PURCHASE FOR RESALE	\$249	
	REPAIRS & MAINTENANCE	\$1,125	\$369
	TELEPHONE	\$2,248	\$2,241
	TRAVEL	\$958	\$687
<b>EXPENSE</b>	<b>Sub Total:</b>	<b>\$29,635</b>	<b>\$29,893</b>
OPS	FRINGE BENEFITS	\$304	\$347
	OPS OTHER	\$1,645	\$526
	STUDENT ASST	\$5,067	\$5,574
<b>OPS</b>	<b>Sub Total:</b>	<b>\$7,016</b>	<b>\$6,447</b>
	<b>Department Total:</b>	<b>\$36,651</b>	<b>\$36,340</b>

## E & G Expenditures By Budget Category, By Major Object Code

### College of Music

#### *Orchestra Education*

		<b>2004-05</b>	<b>2005-06</b>
EXPENSE	EDUCATIONAL SUPPLIES	\$90	
	EQUIPMENT & BOOKS	\$487	\$790
	EXPENSE OTHER	\$354	\$271
	OFFICE SUPPLIES		\$127
	OTHER MATERIALS & SUPPLIES	\$51	\$41
	PRINTING		\$44
	REPAIRS & MAINTENANCE	\$28	
	TELEPHONE	\$371	\$359
<b>EXPENSE</b>	<b>Sub Total:</b>	<b>\$1,381</b>	<b>\$1,632</b>
OPS	STUDENT ASST	\$744	\$500
<b>OPS</b>	<b>Sub Total:</b>	<b>\$744</b>	<b>\$500</b>
	<b>Department Total:</b>	<b>\$2,125</b>	<b>\$2,132</b>

**SCHOOL OF MUSIC**  
**SCHOOL OF MUSIC TOTAL**  
**C&G & OTHER FUND EXPENDITURES BY BUDGET CATEGORY (2001-02-2005-06)**

	2001-02	2002-2003	2003-04	2004-05	2005-06
<b>CONTRACTS &amp; GRANTS</b>					
SALARY	\$ 94,873	\$ 105,549	\$ 115,187	\$ 110,046	\$ 93,051
OPS	\$ 37,398	\$ 11,967	\$ 23,043	\$ 124,791	\$ 183,840
EXPENSE	\$ 5,794	\$ 21,888	\$ 22,379	\$ 20,927	\$ 30,527
OCO	\$ -	\$ 4,755	\$ 10,445	\$ -	\$ -
<b>TOTAL</b>	<b>\$ 138,065</b>	<b>\$ 144,159</b>	<b>\$ 171,054</b>	<b>\$ 255,764</b>	<b>\$ 307,418</b>
<b>AUXILIARY ENTERPRISES</b>					
SALARY	\$ 26,393	\$ 38,899	\$ 42,071	\$ 46,515	\$ 58,003
OPS	\$ 246,582	\$ 250,717	\$ 234,195	\$ 214,159	\$ 238,984
EXPENSE	\$ 62,206	\$ 70,451	\$ 79,194	\$ 331,927	\$ 374,436
OCO	\$ -	\$ 16,203	\$ -	\$ 89,074	\$ 128,402
<b>TOTAL</b>	<b>\$ 335,181</b>	<b>\$ 376,270</b>	<b>\$ 355,460</b>	<b>\$ 681,675</b>	<b>\$ 799,825</b>
<b>CONCESSION FUNDS</b>					
SALARY	\$ -	\$ -	\$ -	\$ -	\$ -
OPS	\$ -	\$ -	\$ -	\$ -	\$ -
EXPENSE	\$ 1,231	\$ 2,739	\$ 3,572	\$ 3,002	\$ 3,578
OCO	\$ -	\$ -	\$ -	\$ -	\$ -
<b>TOTAL</b>	<b>\$ 1,231</b>	<b>\$ 2,739</b>	<b>\$ 3,572</b>	<b>\$ 3,002</b>	<b>\$ 3,578</b>
<b>ALL FUNDS</b>					
SALARY	\$ 121,266	\$ 144,448	\$ 157,258	\$ 156,561	\$ 151,054
OPS	\$ 283,980	\$ 262,684	\$ 257,238	\$ 338,950	\$ 422,824
EXPENSE	\$ 69,231	\$ 95,078	\$ 105,145	\$ 355,856	\$ 408,541
OCO	\$ -	\$ 20,958	\$ 10,445	\$ 89,074	\$ 128,402
<b>TOTAL</b>	<b>\$ 474,477</b>	<b>\$ 523,168</b>	<b>\$ 530,086</b>	<b>\$ 940,441</b>	<b>\$ 1,110,821</b>

SOURCE: OPERATING BUDGETS

2002-03

2003-04

2004-05

2005-06

2006-07

**SCHOOL OF MUSIC  
SCHOOL OF MUSIC TOTAL  
E&G BUDGET & EXPENDITURES BY BUDGET CATEGORY (2002-03-2006-07)**

<b>BEGINNING OF YEAR E&amp;G OPERATING BUDGET</b>	<b>2002-2003</b>	<b>2003-04</b>	<b>2004-05</b>	<b>2005-06</b>	<b>2006-07</b>
SALARY & BENEFITS	\$ 8,118,009	\$ 8,463,874	\$ 8,846,763	\$ 9,462,868	\$ 9,937,622
OPS	\$ 809,908	\$ 744,107	\$ 710,520	\$ 779,869	\$ 918,923
EXPENSE	\$ 542,950	\$ 474,910	\$ 542,950	\$ 547,950	\$ 628,532
OCO	\$ 50,000	\$ 17,800	\$ -	\$ -	\$ 185,000
SPECIAL CATEGORY	\$ 157,058	\$ 142,558	\$ 171,558	\$ 171,558	\$ 171,558
<b>TOTAL</b>	<b>\$ 9,677,925</b>	<b>\$ 9,843,249</b>	<b>\$ 10,271,791</b>	<b>\$ 10,962,245</b>	<b>\$ 11,841,635</b>

**PERCENT INCREASE** 2.10% 1.71% 4.35% 6.72% 8.02%

**PERCENT OF UNIVERSITY E&G OPERATING BUDG** 2.62% 2.58% 2.42% 2.48% 2.53%

<b>END OF YEAR EXPENDITURES &amp; ENCUMBRANCES</b>	<b>2002-2003</b>	<b>2003-04</b>	<b>2004-05</b>	<b>2005-06</b>	<b>2006-07</b>
<b>EDUCATION &amp; GENERAL</b>					
SALARY					
OPS					
EXPENSE					
OCO					

TOTAL

SOURCE: OPERATING BUDGETS  
2002-03  
2003-04  
2004-05  
2005-06  
2006-07





Name of Program:  
Music(Applied)

Quality Enhancement Review  
Unit Accomplishment Summary  
Instructional Activities  
2006-2007

Faculty member	Instructional assignment (%)	Number of organized courses taught (C,D,L)	Total enrollment	Number of individualized courses (G,T,I,O,P,R,S,Z)	Total enrollment	Total instructional contact hours	Total student credit hours	Number of honors courses	Number of thesis/dissertation student committees
AMSLER		7.0	24	30.0	30	36.4	127.0		
ANDERSON		15.0	137	28.0	29	38.9	261.0		
ANDREWS		6.0	33	6.0	19	25.0	40.0		
BARNHART		8.0	34	14.0	14	22.6	54.0		
BISH		4.0	313	31.0	31	34.0	289.5		
BRIDGER		9.4	54	29.0	29	36.2	157.3		
BRISTER RACHWAL		2.0	2	44.0	44	42.0	96.0		
CALLENDER		5.0	41	16.0	16	22.0	95.0		
CHAPO		13.0	30	50.0	50	55.3	160.0		
CLARKE		11.0	25	47.0	47	52.6	155.0		
CLOSE		0.0	0	42.0	42	41.5	111.0		
CORZINE		9.0	36	29.0	29	33.5	137.0		
DELP		0.0	0	39.0	39	37.0	86.0		
DREW		2.0	6	49.0	49	49.4	137.0		
EBBERS		0.0	0	42.0	42	39.5	111.0		
FISHER		7.0	54	17.0	18	28.7	96.0		
FORD-KRONHOLZ		0.0	0	42.0	42	41.0	82.0		
GAINSFORD		0.0	0	47.0	47	46.0	119.0		
GERBER		6.0	110	38.0	38	35.6	202.0		
GOFF		4.0	40	32.0	32	37.5	201.0		
GUYER		0.0	0	46.0	46	40.5	92.0		
HOEKMAN		13.5	85	12.0	12	33.0	255.0		
HOLZMAN		25.0	52	70.0	70	81.0	267.0		
JORDAN		10.0	46	25.0	25	32.4	103.0		
KEESECKER		0.0	0	46.0	46	45.0	120.0		
KENNEDY		18.0	94	32.0	32	38.7	157.0		
KOWALSKY		0.0	0	59.0	59	59.0	162.0		
KUBIK		0.0	0	24.0	24	23.5	111.0		
LATA		14.0	62	0.0	0	28.6	111.0		
LIMA		4.0	25	0.0	0	2.6	24.0		
LOUWENAAR		1.0	5	29.0	29	25.5	78.0		
MASTROGIACOMO		2.0	15	37.0	37	38.0	139.0		
MEIGHAN		4.0	8	32.0	32	35.5	105.0		
MOORE		4.0	148	30.0	30	32.3	191.0		
NALL		2.0	14	33.0	33	34.0	104.0		
NALLEY		3.0	3	37.0	37	49.5	109.0		
NEWDOME		13.1	55	33.0	33	39.1	162.2		
OHLSSON		0.0	0	53.0	53	51.5	157.0		
OLSEN		0.0	0	3.0	3	2.5	6.0		
PARKS		6.0	16	44.0	45	48.5	153.0		
PETERSON		10.0	56	25.0	25	33.0	187.0		
PORTER		0.5	12	37.0	37	35.5	100.0		
PUNTER		7.0	13	31.0	31	30.7	97.0		
ROBERTS		6.0	14	0.0	0	4.0	12.0		
ROMAN		10.0	109	14.0	14	33.0	139.0		
RYAN		12.0	26	42.0	42	55.9	155.0		
SAUER		10.0	26	46.0	46	48.2	160.0		
SEATON		3.0	16	15.0	15	17.4	44.0		
STEBLETON		0.0	0	50.0	50	49.0	117.0		
TRUJILLO		6.0	56	17.0	18	26.0	141.0		
WINGATE		2.0	13	21.0	21	23.5	105.0		
<b>SUM</b>		294.5	1,908	1615.0	1632	1851.6	6,580.0		
<b>MEAN</b>		5.8	37	31.7	32	36.3	129.0		
<b>MEDIAN</b>		4.0	24	32.0	32	36.2	119.0		