

Neuroscience Data Booklet

Fall Term 2009 Quality Enhancement Review

prepared by the Office of Institutional Research,
Budget & Analysis Department



Neuroscience
Fall Term 2009

Table of Contents

	<u>Page</u>
Degree Programs	1
Majors.....	2
Degrees Awarded.....	6
Graduate Student Completion	7

Neuroscience
FALL TERM 2009

Most recent available statistics

		Report Page No(s)
Degrees Offered	3	1
Majors (Fall 2008 Headcount)		
Undergraduate	-	3-4
Graduate - Masters	-	3-4
Graduate - Doctorate	41	3-4
Total	41	3-4
2008-2009 Degrees Awarded	7	5
Doctoral Students/Faculty Ratio (source: Research-Doctorate Programs in the United States- 1993 Study, N.R.C.)		
National Average	Not reported by NRC	NRC*
FSU Average	Not reported by NRC	NRC*

*Note: most statistics are based on the Neuroscience account . Related accounts may not be included in expenditures and in faculty courses and hours taught. *SIF=Student Information File, NRC=National Research Council*

**COLLEGE OF ARTS AND SCIENCES
COLLEGE OF HUMAN SCIENCES
NEUROSCIENCE
DEGREE PROGRAMS**

Major Name Neuroscience - Biology	Major Code 111150	CIP Code 302401	Degree Offered Doctorate
Major Name Neuroscience - Psychology	Major Code 118440	CIP Code 302401	Degree Offered Doctorate
Major Name Neuroscience - Nutrition Science	Major Code 254475	CIP Code 302401	Degree Offered Doctorate

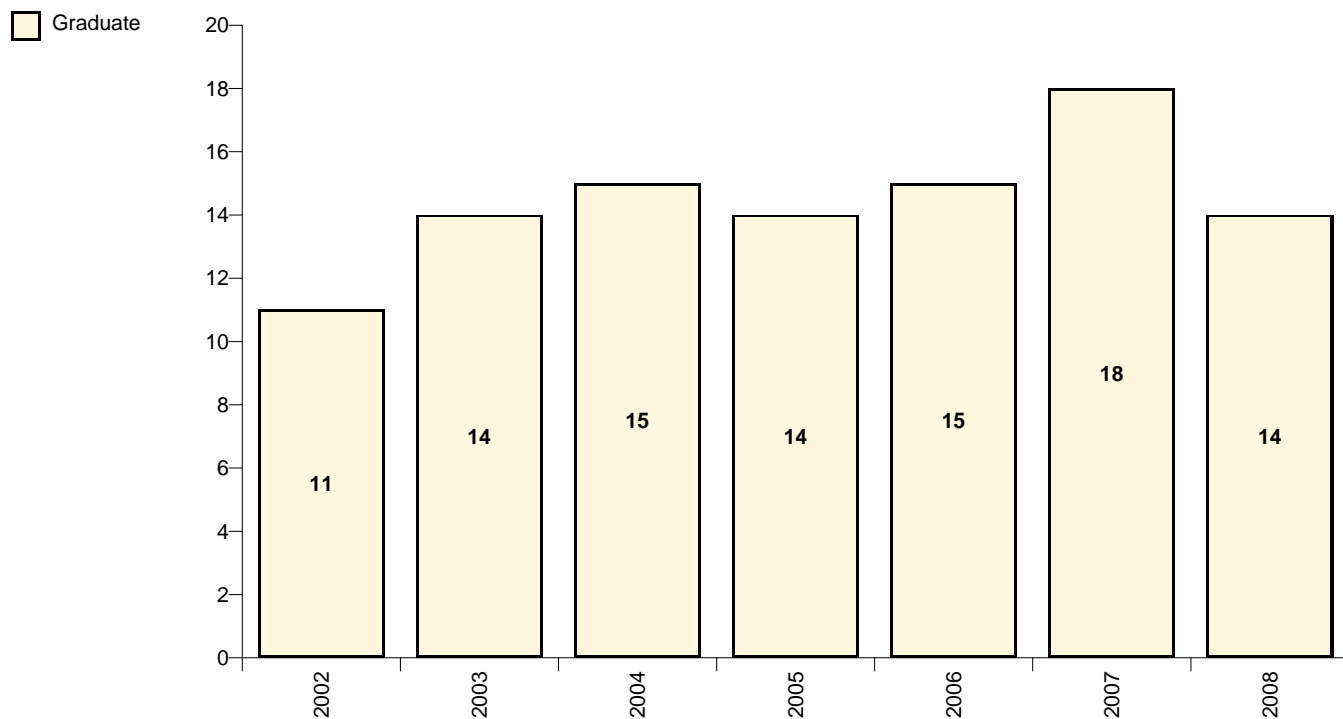
Source: Degree Program Inventory, FSU and SUS

**College of Arts & Sciences
College of Human Sciences**

Enrollment by Fall Semester

Neuroscience - Biology

111150



	2002	2003	2004	2005	2006	2007	2008
Graduate - Doctorate	11	14	15	14	15	18	14
Total	11	14	15	14	15	18	14

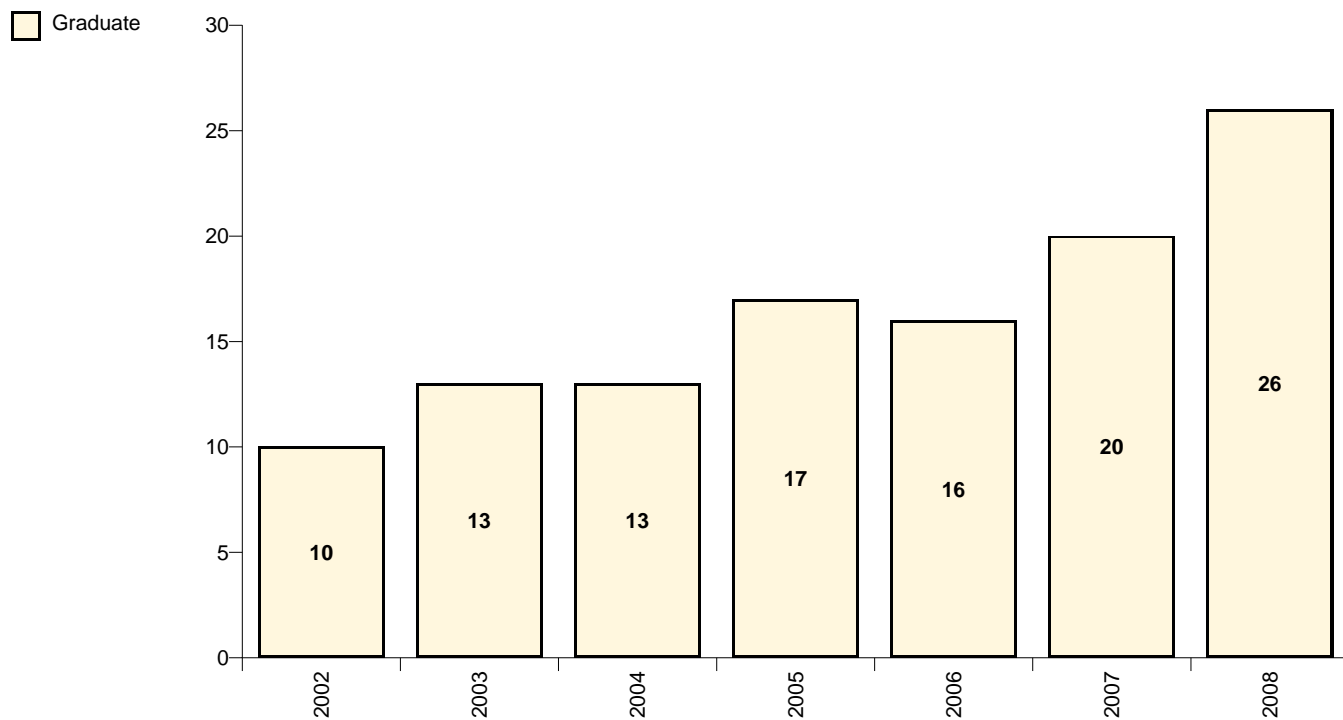
Source: Fall Preliminary Student Data Course Files

**College of Arts & Sciences
College of Human Sciences**

Enrollment by Fall Semester

Neuroscience - Psychology

118440



	2002	2003	2004	2005	2006	2007	2008
Graduate - Doctorate	10	13	13	17	16	20	26
Total	10	13	13	17	16	20	26

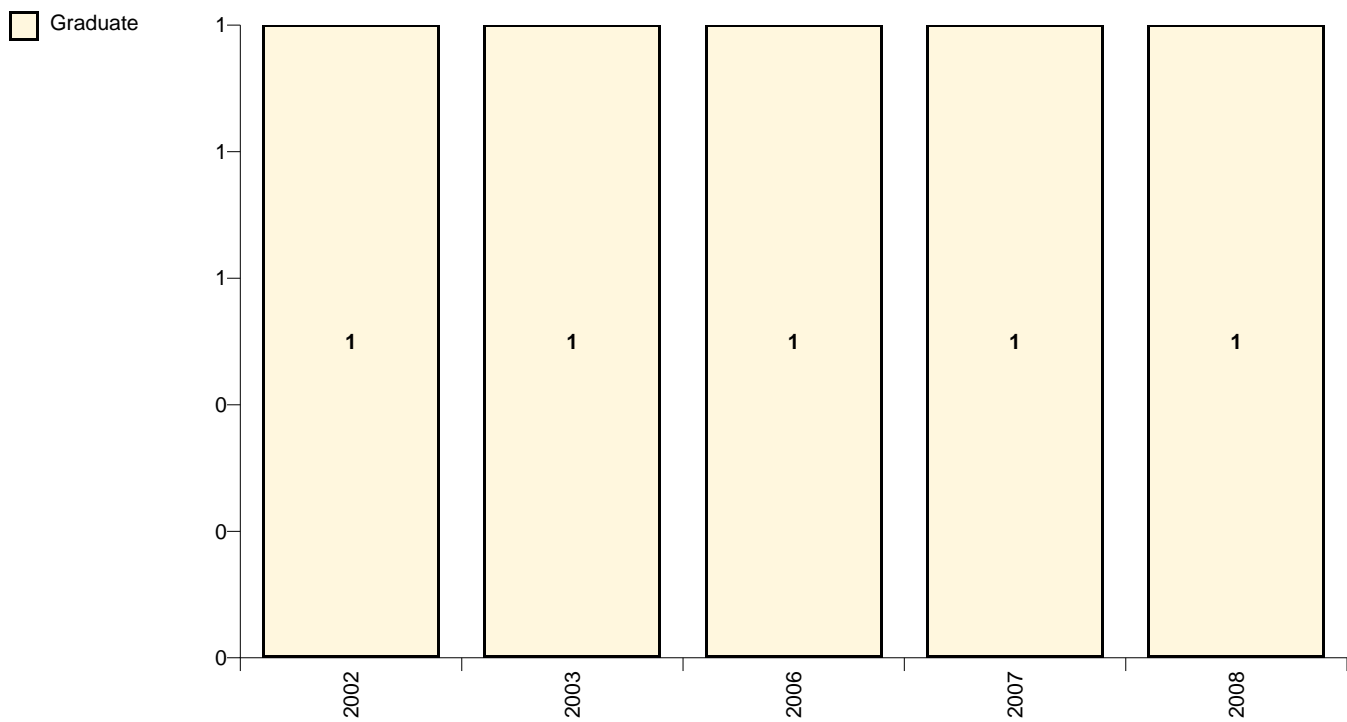
Source: Fall Preliminary Student Data Course Files

**College of Arts & Sciences
College of Human Sciences**

Enrollment by Fall Semester

Neuroscience - Movement Science

254470

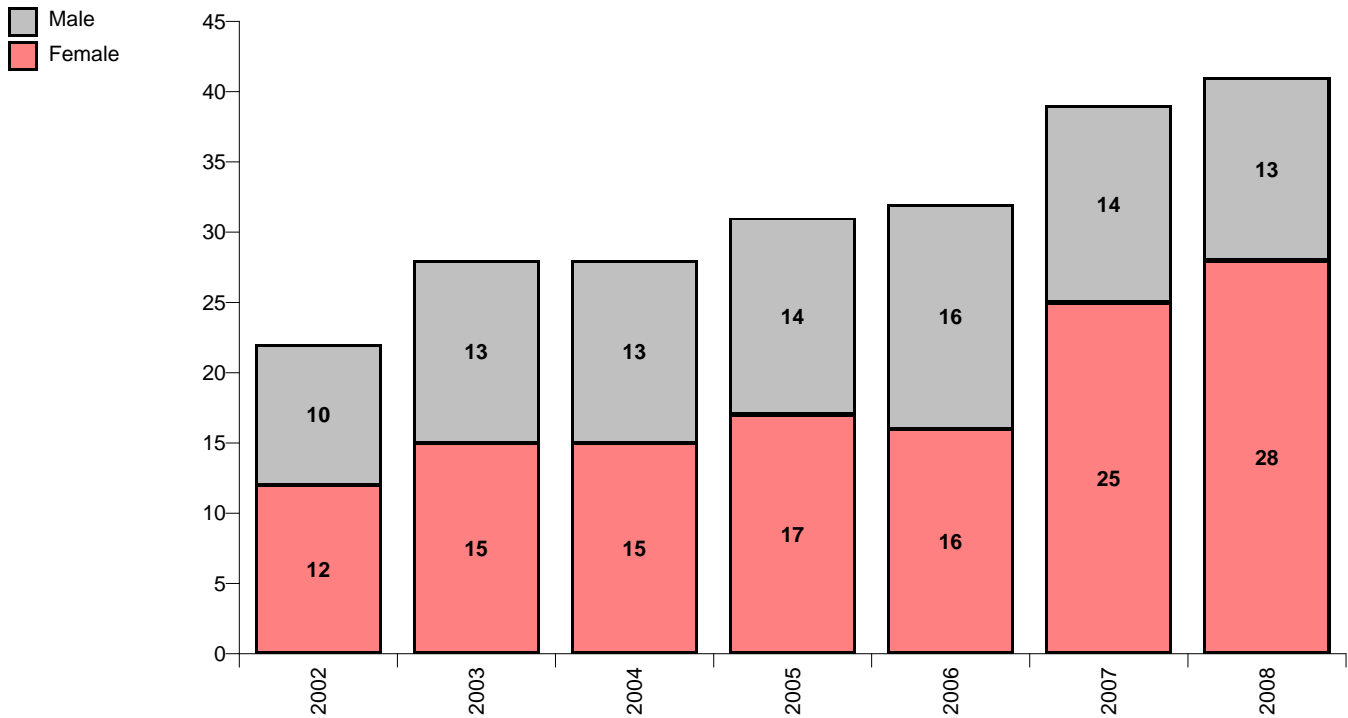


	2002	2003	2006	2007	2008
Graduate - Doctorate	1	1	1	1	1
Total	1	1	1	1	1

Source: Fall Preliminary Student Data Course Files

College of Arts & Sciences
College of Human Sciences
Enrollment by Fall Semester

Neuroscience



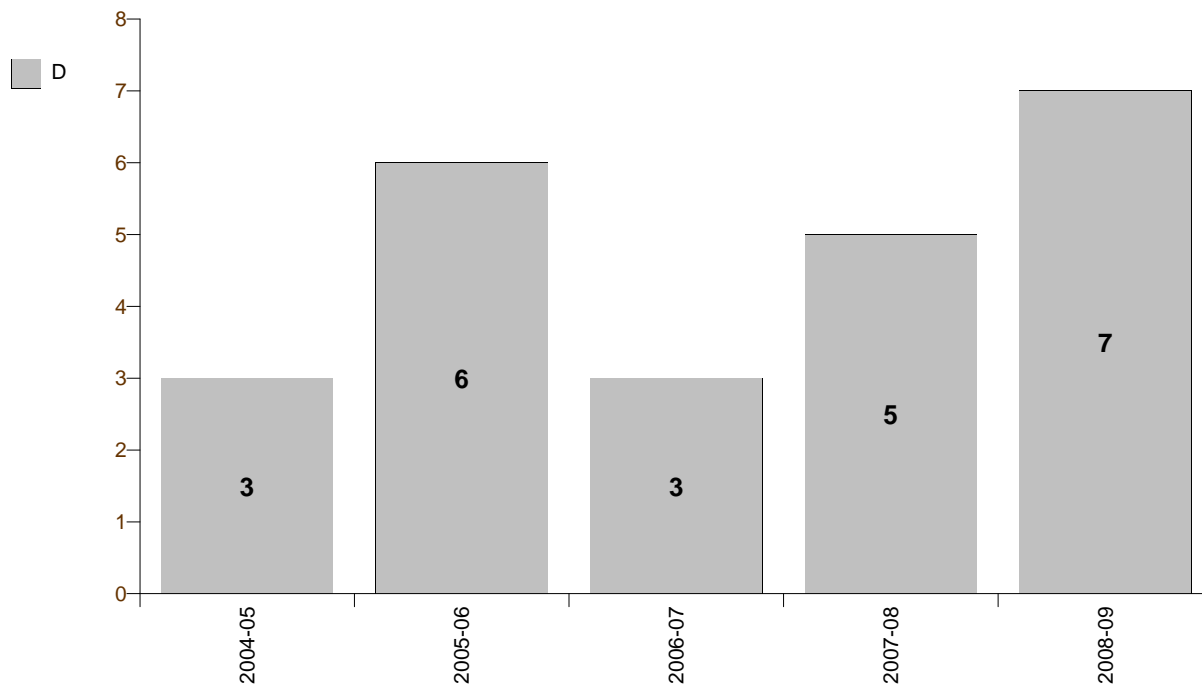
		2002	2003	2004	2005	2006	2007	2008
Female	Asian or Pacific Islander							1
	Black	1	1	2	2	1	2	1
	Hispanic	1	1	1	1	1	1	2
	Non-Resident Alien	1	1	1			3	2
	White	9	12	11	14	14	19	22
Female	Total	12	15	15	17	16	25	28
Male	Asian or Pacific Islander	1						
	Black	3	2	1				
	Hispanic	1	1	1	1	1	2	2
	Non-Resident Alien		1	1	1	1	1	
	White	5	9	10	12	14	11	11
Male	Total	10	13	13	14	16	14	13
Department Total		22	28	28	31	32	39	41

Source: Fall Preliminary Student Data Course Files

NEUROSCIENCE

DEGREES AWARDED BY SEMESTER

CIP Code: 302401



		Doctorate	Total
2004-05	<i>Summer '04</i>	2	2
	<i>Spring '05</i>	1	1
2004-05	Total	3	3
2005-06	<i>Summer '05</i>	3	3
	<i>Fall '05</i>	1	1
	<i>Spring '06</i>	2	2
2005-06	Total	6	6
2006-07	<i>Summer '06</i>	2	2
	<i>Spring '07</i>	1	1
2006-07	Total	3	3
2007-08	<i>Fall '07</i>	2	2
	<i>Spring '08</i>	3	3
2007-08	Total	5	5
2008-09	<i>Summer '08</i>	2	2
	<i>Fall '08</i>	3	3
	<i>Spring '09</i>	2	2
2008-09	Total	7	7

Note: Some Spring 2009 degrees may have been posted late and are not included in the 2008-09 totals.

Source: Final Student Data Course Files (SDCF)

