

English Data Booklet

Spring Term 2012
Quality Enhancement
Review

Prepared by the Office of Institutional Research



English
SPRING TERM 2012

Most recent available statistics

		Report Page No(s)
Degrees Offered	12	1
Faculty	54	2
Majors (Fall 2011 Headcount)		
Undergraduate	1,630	4
Graduate - Masters	68	4
Graduate - Specialist	-	4
Graduate - Doctorate	123	4
Total	1,821	4
2010-2011 Degrees Awarded		
Bachelors	397	14-15
Masters	29	14-15
Specialist	15	14-15
Doctorate	-	14-15
Total	441	14-15
Average Class Size (Fall 2010)		
Undergraduate		
Lower - classroom	23.9	17
Upper - classroom	31.3	17
Graduate - classroom	17.1	17
Credit Hours - Annual (2010-2011)		
Fundable	57,761	18
Non-fundable	2,095	19
Total	59,856	20
University (fundable)	1,074,302	SIF*
2010-2011 Department Fundable Hours As Percent of University Fundable Hours	5.4%	calculated
Student FTE's- Annual (state fundable 2010-2011)		
Lower	752.0	18
Upper	582.9	18
Grad I	54.5	18
Grad II	82.0	18
Total	1,471.4	18
Credit Hours Percentages by Instructor Type (Fall 2010)		21
Faculty	41.5%	calculated
OPS Regular Faculty	0.0%	calculated
OPS Faculty Adjuncts	2.3%	calculated
Graduate Assistants	55.3%	calculated
A&P/USPS	0.0%	calculated
Phased Retirement	0.0%	calculated
Others	0.9%	calculated
Average Total Credit Hours Taught per Faculty FTE (All Hours, 2010-2011)		
Fall Term	179.3	21
Spring Term	173.3	21
Academic Year	352.6	calculated
Annual Student FTE's Taught by all Faculty (Fall & Spring total hrs converted to annual FTE's, 2010-2011)		27
Undergraduate (academic year hours/40)	335.0	calculated
Graduate (academic year hours/32)	104.8	calculated
Total	439.8	calculated

*Note: most statistics are based on the English Department account 077xxx. Related accounts may not be included in expenditures and in faculty courses and hours taught. *SIF=Student Information File*

English
Spring Term 2012

Table of Contents

	<u>Page</u>
Degree Programs	1
The Faculty.....	2
Enrollment by major	4
Degrees Awarded.....	14
Average Class Size	17
Credit Hours by Semester/Fall & Spring/Annual	
Fundable	18
Non-fundable.....	19
Total	20
Credit Hours and Courses by Instructor Type.....	
E&G Detail 2006-07 to 2010-11	21
Faculty Courses and Hours 2006-07 and 2010-11	
(Individual Faculty Summary)	
2006-07	22
2010-11	25
E&G Budgeted Faculty and Staff Lines.....	28
E&G Expenditures by Summary Object Code	29
Graduate Student Completion	30
Unit Accomplishment Summary Pages 1 and 2.....	31

**COLLEGE OF ARTS & SCIENCES
ENGLISH
DEGREE PROGRAMS**

Major Name	Major Code	CIP Code	Degree Offered
English (not published at Bachelors)	114210	230101	Bachelors
English	114210	230101	Masters
English	114210	230101	Doctorate
Major Name	Major Code	CIP Code	Degree Offered
Linguistics (not offered)	114211	230101	Bachelors
Linguistics (not offered)	114211	230101	Masters
Linguistics (not offered)	114211	230101	Doctorate
Major Name	Major Code	CIP Code	Degree Offered
Literature	114212	230101	Bachelors
Literature	114212	230101	Masters
Literature	114212	230101	Doctorate
Major Name	Major Code	CIP Code	Degree Offered
Creative Writing	114215	230101	Bachelors
Creative Writing	114215	230101	Doctorate
Major Name	Major Code	CIP Code	Degree Offered
English / Business	114217	230101	Bachelors
Major Name	Major Code	CIP Code	Degree Offered
Creative Writing with an Emphasis in Business	114218	230101	Bachelors
Major Name	Major Code	CIP Code	Degree Offered
Editing, Writing, and Media	114219	230101	Bachelors
Major Name	Major Code	CIP Code	Degree Offered
Creative Writing (MFA)	114216	231302	Masters

Source: Degree Program Inventory, FSU and SUS

**College of Arts and Sciences
Department of English
Faculty Demographics**

Last Name	First Name	Degree	Degree University	Admin.		Mo.	Tenure	FSU Hire	Gender	Race	Citizenship
				Code	Class & Title						
Baggott	Julianna	MFA	Univ. of North Carolina, Greensboro	99	9002 - Associate Professor	9	1	2004-08-09	Female	White	
Battistini	Robert	Ph.D.	Columbia University	99	9121 - Assistant In	12	3	2011-08-08	Male	White	
Belieu	Erin	MFA	Ohio State University	99	9002 - Associate Professor	9	1	2003-08-08	Female	White	
Berry	Ralph	Ph.D.	University of Iowa	C1	9001 - Professor	9	1	1985-08-06	Male	White	
Boehrer	Bruce	Ph.D.	University of Pennsylvania	99	9001 - Professor	9	1	1987-08-07	Male	White	
Burke	Helen	Ph.D.	Univ. of Southern Mississippi	99	9001 - Professor	9	1	1990-08-08	Female	White	
Butler	Robert	MA	University of Iowa	99	9001 - Professor	9	1	2000-08-08	Male	White	
Coldiron	Anne	Ph.D.	University of Virginia	99	9001 - Professor	9	1	2006-12-22	Female	White	
Crucet	Jennine	MFA	University of Minnesota	99	9003 - Assistant Professor	9	2	2011-08-08	Female	White	
Daileader	Celia	Ph.D.	Brandeis University	99	9001 - Professor	9	1	2005-08-09	Female	White	
Edwards	Leigh	Ph.D.	University of Pennsylvania	99	9002 - Associate Professor	9	1	2001-08-08	Female	White	
Epstein	Andrew	Ph.D.	Columbia University	99	9002 - Associate Professor	9	1	2001-08-08	Male	White	
Faulk	Barry	Ph.D.	University of Illinois	99	9002 - Associate Professor	9	1	1997-08-07	Male	White	
Fleckenstein	Kristie	Ph.D.	Illinois State University	99	9001 - Professor	9	1	2006-08-09	Female	White	
Fyfe	Margaret	Ph.D.	University of Virginia	99	9004 - Instructor	12	3	2011-08-08	Female	White	
Fyfe	Paul	Ph.D.	University of Virginia	99	9003 - Assistant Professor	9	2	2009-08-10	Male	White	
Gaines	Alisha	Ph.D.	Duke University	99	9003 - Assistant Professor	9	2	2011-08-08	Female	Black	
Gants	David	Ph.D.	University of Virginia	99	9002 - Associate Professor	9	1	2007-08-09	Male	White	
Gardner	Joann	Ph.D.	Johns Hopkins University	99	9002 - Associate Professor	9	1	1982-08-06	Female	White	
Gontarski	Stanley	Ph.D.	Ohio State University	99	9001 - Professor	9	1	1988-08-08	Male	White	
Goodman	Robin	Ph.D.	New York University	99	9002 - Professor	9	1	2001-08-08	Female	White	
Hamby	Barbara	MA	Florida State University	99	9120 - Associate In	9	3	2007-08-09	Female	White	
Ikard	David	Ph.D.	University of Wisconsin-Madison	99	9002 - Associate Professor	9	1	2007-08-09	Male	Black	
Johnson	David	Ph.D.	Cornell University	99	9001 - Professor	9	1	1993-08-09	Male	White	
Kennedy	Meeagan	Ph.D.	Brown University	99	9002 - Associate Professor	9	1	2004-08-09	Female	White	
Kimbrell	James	Ph.D.	University of Missouri-Columbia	99	9002 - Associate Professor	9	1	2000-08-08	Male	White	
Kirby	David	Ph.D.	Johns Hopkins University	99	9001 - Professor	9	1	1969-09-16	Male	White	
Lathan	Rhea	Ph.D.	University of Wisconsin-Madison	99	9003 - Assistant Professor	9	2	2009-08-10	Female	Black	
McFeaters	Andrew	Ph.D.	Florida State University	99	9004 - Instructor	12	3	2010-08-09	Male	White	
McGregory	Jerrilyn	Ph.D.	University of Pennsylvania	99	9002 - Associate Professor	9	1	1993-08-09	Female	Black	
Montgomery	Maxine	Ph.D.	University of Illinois	99	9001 - Professor	9	1	1988-08-08	Female	Black	
Moore	Dennis	Ph.D.	University of North Carolina	99	9002 - Associate Professor	9	1	1991-08-08	Male	White	
Neal	Michael	Ph.D.	University of Louisville	99	9002 - Associate Professor	9	1	2006-08-09	Male	White	
O'Rourke	James	Ph.D.	University of Washington	99	9001 - Professor	9	1	1990-08-08	Male	White	
Parker	Christina	Ph.D.	Emory University	99	9004 - Instructor	12	3	2011-08-08	Female	White	
Parrish	Timothy	Ph.D.	University of Washington	99	9001 - Professor	9	1	2007-08-09	Male	White	
Reynolds	Andrew	Ph.D.	University of Florida	99	9004 - Instructor	12	3	2011-08-08	Male	White	
Roberts	Diane	Ph.D.	Oxford University	99	9001 - Professor	9	1	2006-08-09	Female	White	
Saladin-Adams	Linda	Ph.D.	University of California, Irvine	99	9002 - Associate Professor	9	1	1986-08-07	Female	White	
Shacochis	Robert	MFA	University of Iowa	99	9166 - Research Associate	9	3	2000-12-21	Male	White	
Spiller	Elizabeth	Ph.D.	Harvard University	99	9001 - Professor	9	1	2007-08-09	Female	White	
Stuckey-French	Elizabeth	MFA	University of Iowa	99	9002 - Associate Professor	9	1	1999-08-09	Female	White	
Stuckey-French	Ned	Ph.D.	University of Iowa	99	9003 - Assistant Professor	9	2	2005-08-09	Male	White	

**College of Arts and Sciences
Department of English
Faculty Demographics**

Last Name	First Name	Degree	Degree University	Admin. Code	Class & Title	Mo.	Tenure	FSU Hire	Gender	Race	Citizenship
Suarez	Virgilio	MFA	Louisiana State University	99	9001 - Professor	9	1	1993-08-09	Male	Hispanic	
Taylor	Gary	Ph.D.	Cambridge University	99	9001 - Professor	9	1	2005-08-09	Male	White	
Teague	Deborah	Ph.D.	Florida State University	99	9166 - Research Associate	12	3	1996-12-20	Female	White	
Treharne	Elaine	Ph.D.	Manchester University	99	9001 - Professor	9	1	2006-12-22	Female	White	
Vitkus	Daniel	Ph.D.	Columbia University	99	9002 - Associate Professor	9	1	2000-08-08	Male	White	
Walker	Eric	Ph.D.	University of North Carolina	99	9001 - Professor	9	1	1984-08-03	Male	White	
Ward	Candace	Ph.D.	University of Alabama	99	9002 - Associate Professor	9	1	2003-08-08	Female	White	
Wells	Jennifer	Ph.D.	Indiana University of Pennsylvania	99	9121 - Assistant In	12	3	2011-08-08	Female	White	
Winegardner	Mark	MFA	George Mason University	99	9001 - Professor	9	1	1997-08-07	Male	White	
Wroczynski	Dominika	Ph.D.	Florida State University	99	9004 - Instructor	12	3	2011-08-08	Female	White	
Yancey	Kathleen	Ph.D.	Purdue University	99	9001 - Professor	9	1	2005-08-09	Female	White	

Administrative Codes:

C1 - Chair
99 - No Administrative Duties

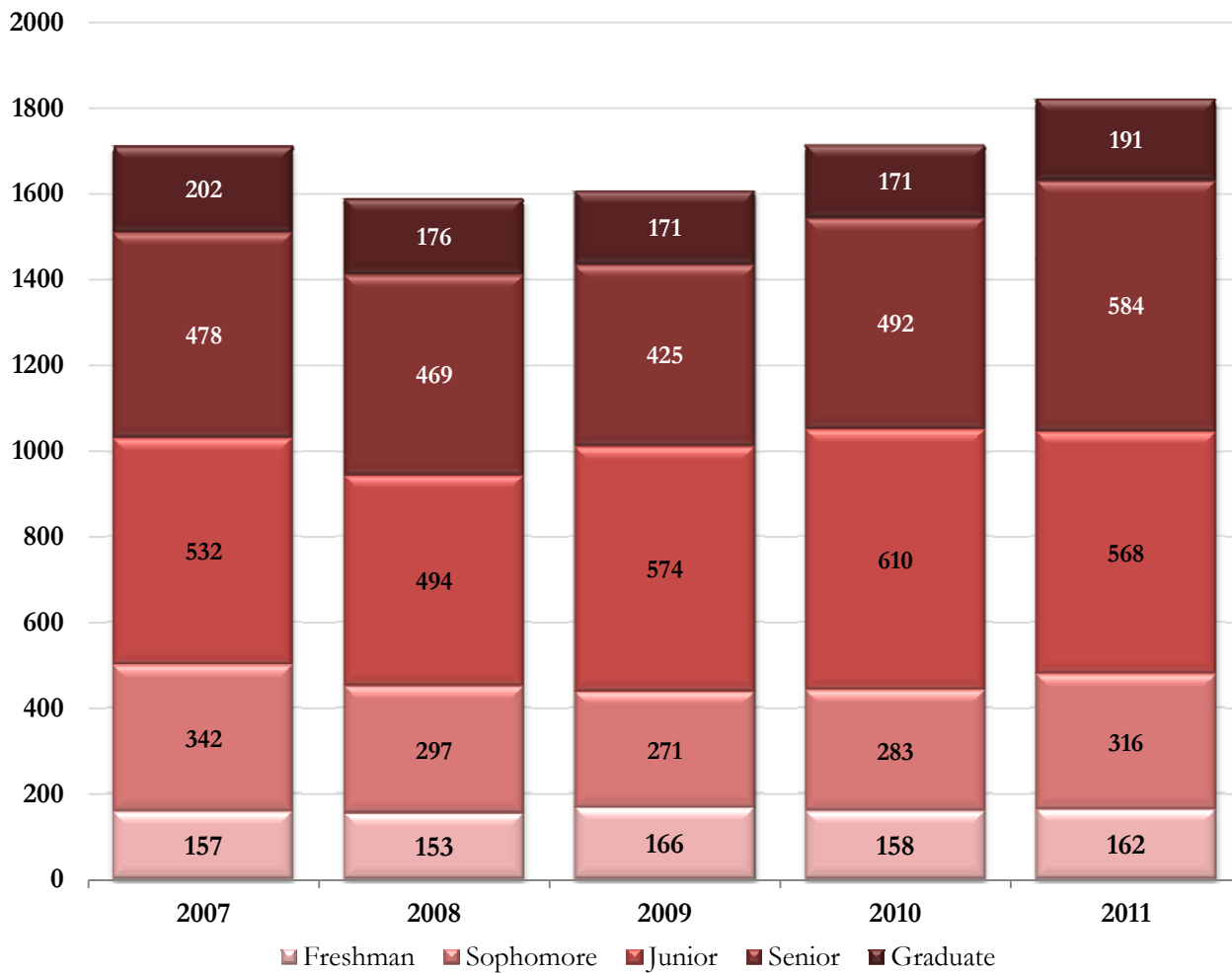
Tenure Codes:

1 - Tenured
2 - Tenure-Earning
3 - Non-Tenured

Last Updated on November 1, 2011

Enrollment by Fall Semester
 College of Arts and Sciences
 Department of English

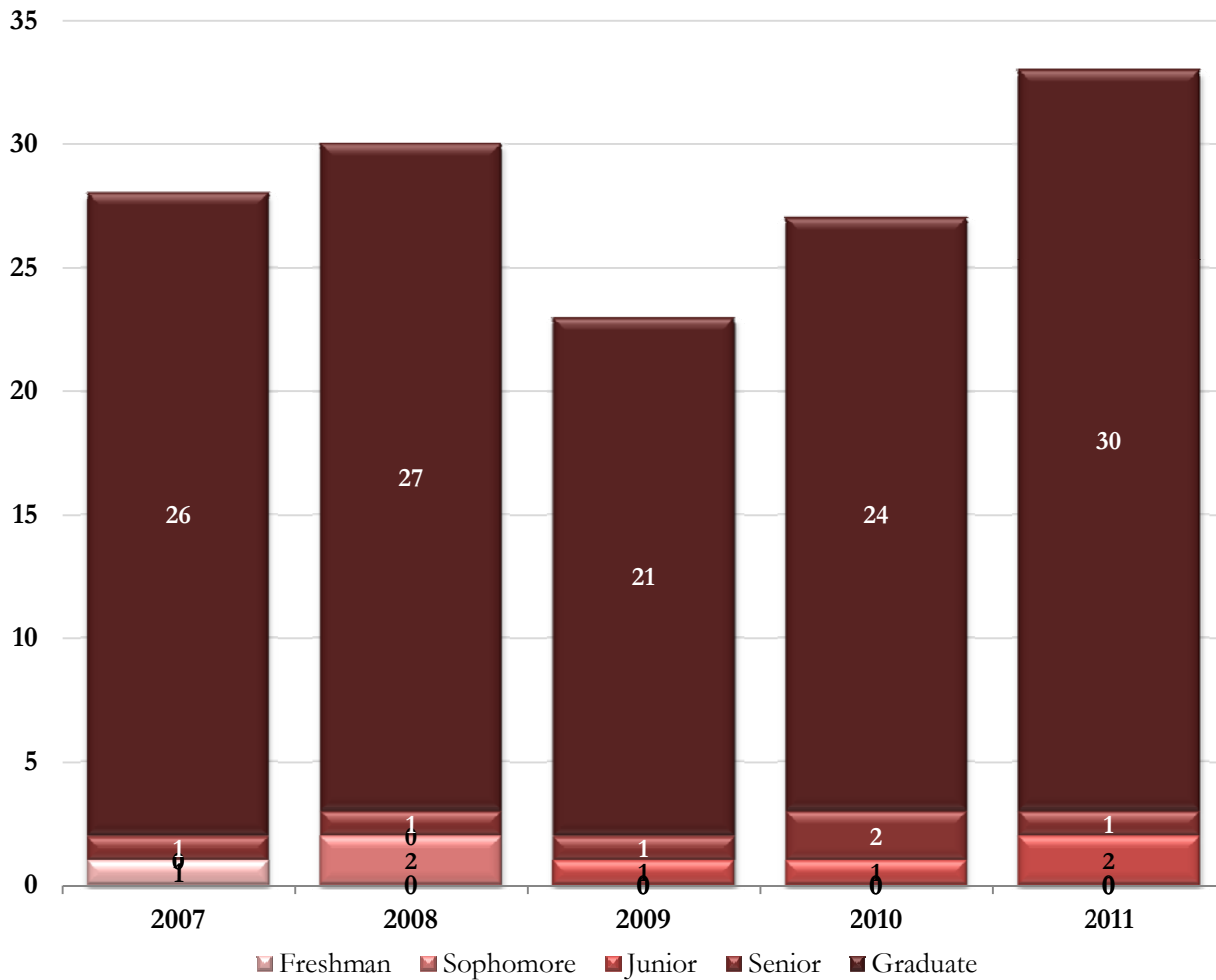
Major Code: 1142XX
 Major Description: Department Total



	Fall 2007	Fall 2008	Fall 2009	Fall 2010	Fall 2011
Major Code: 1142XX					
Undergraduate	1,509	1,413	1,436	1,543	1,630
Freshman	157	153	166	158	162
Sophomore	342	297	271	283	316
Junior	532	494	574	610	568
Senior	478	469	425	492	584
Graduate	202	176	171	171	191
Graduate - Masters	91	67	59	55	68
Graduate - Doctorate	111	109	112	116	123
Total for 1142XX	1,711	1,589	1,607	1,714	1,821

Source: Fall Preliminary Student Instruction Files (SIFP)

Enrollment by Fall Semester
 College of Arts and Sciences
 Department of English
 Major Code: 114210
 Major Description: English

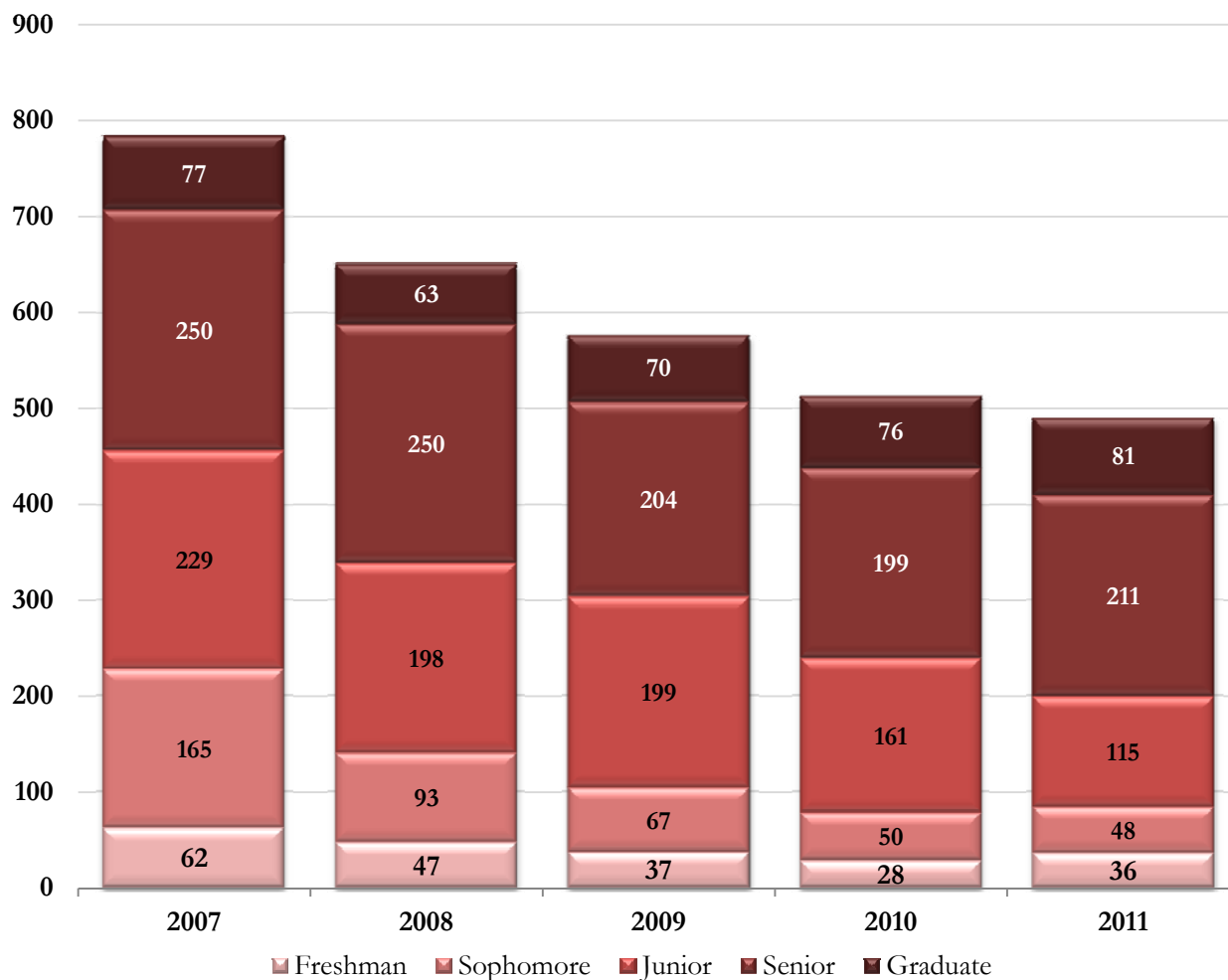


Major Code: 114210	Fall 2007	Fall 2008	Fall 2009	Fall 2010	Fall 2011
Undergraduate	2	3	2	3	3
Freshman	1	0	0	0	0
Sophomore	0	2	0	0	0
Junior	0	0	1	1	2
Senior	1	1	1	2	1
Graduate	26	27	21	24	30
Graduate - Masters	14	11	6	7	6
Graduate - Doctorate	12	16	15	17	24
Total for 114210	28	30	23	27	33

Source: Fall Preliminary Student Instruction Files (SIFP)

**Enrollment by Fall Semester
College of Arts and Sciences
Department of English**

**Major Code: 114212
Major Description: Literature**

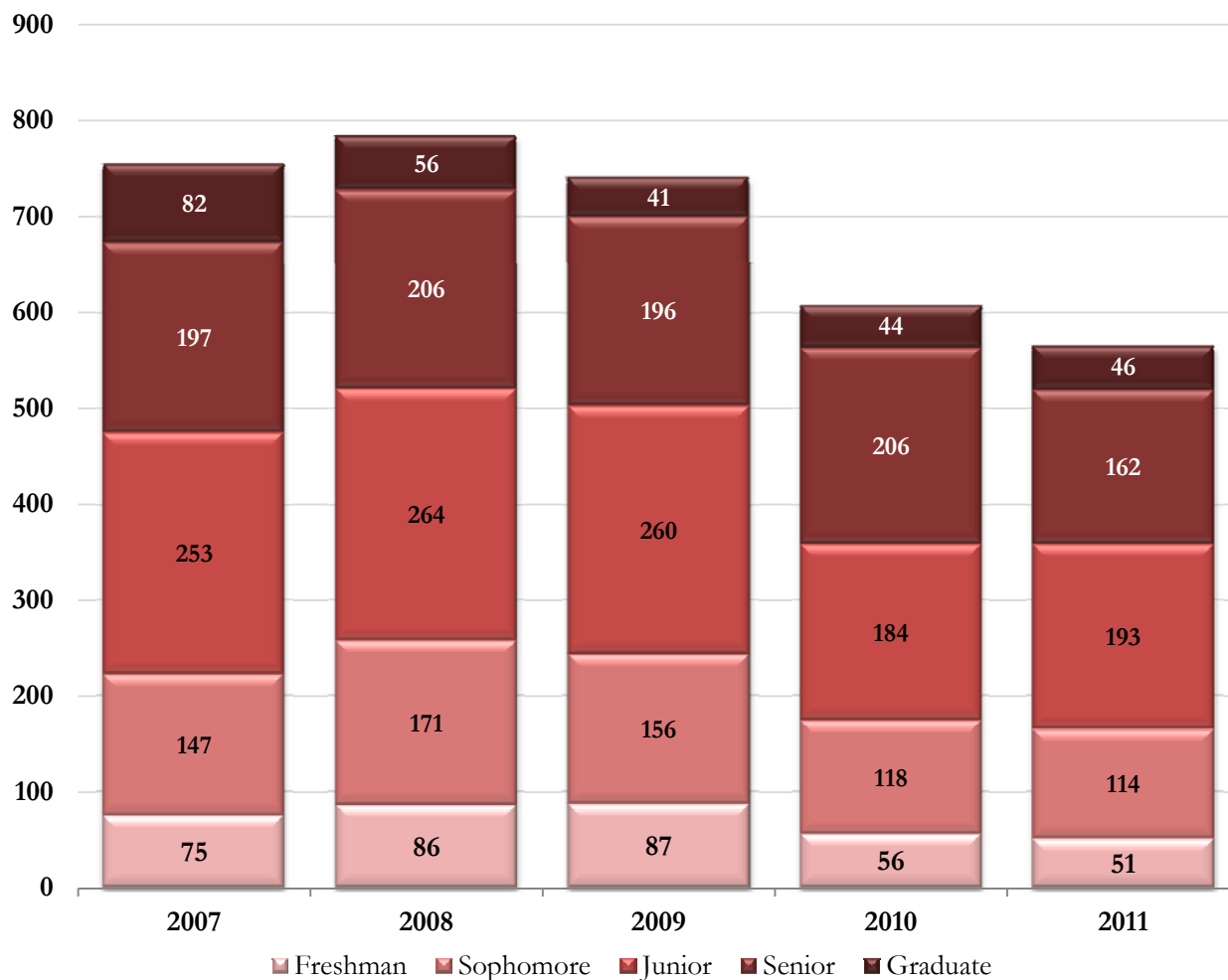


	Fall 2007	Fall 2008	Fall 2009	Fall 2010	Fall 2011
Major Code: 114212					
Undergraduate	706	588	507	438	410
Freshman	62	47	37	28	36
Sophomore	165	93	67	50	48
Junior	229	198	199	161	115
Senior	250	250	204	199	211
Graduate	77	63	70	76	81
Graduate - Masters	32	16	14	20	28
Graduate - Doctorate	45	47	56	56	53
Total for 114212	783	651	577	514	491

Source: Fall Preliminary Student Instruction Files (SIFP)

Enrollment by Fall Semester
 College of Arts and Sciences
 Department of English

Major Code: 114215
 Major Description: Creative Writing

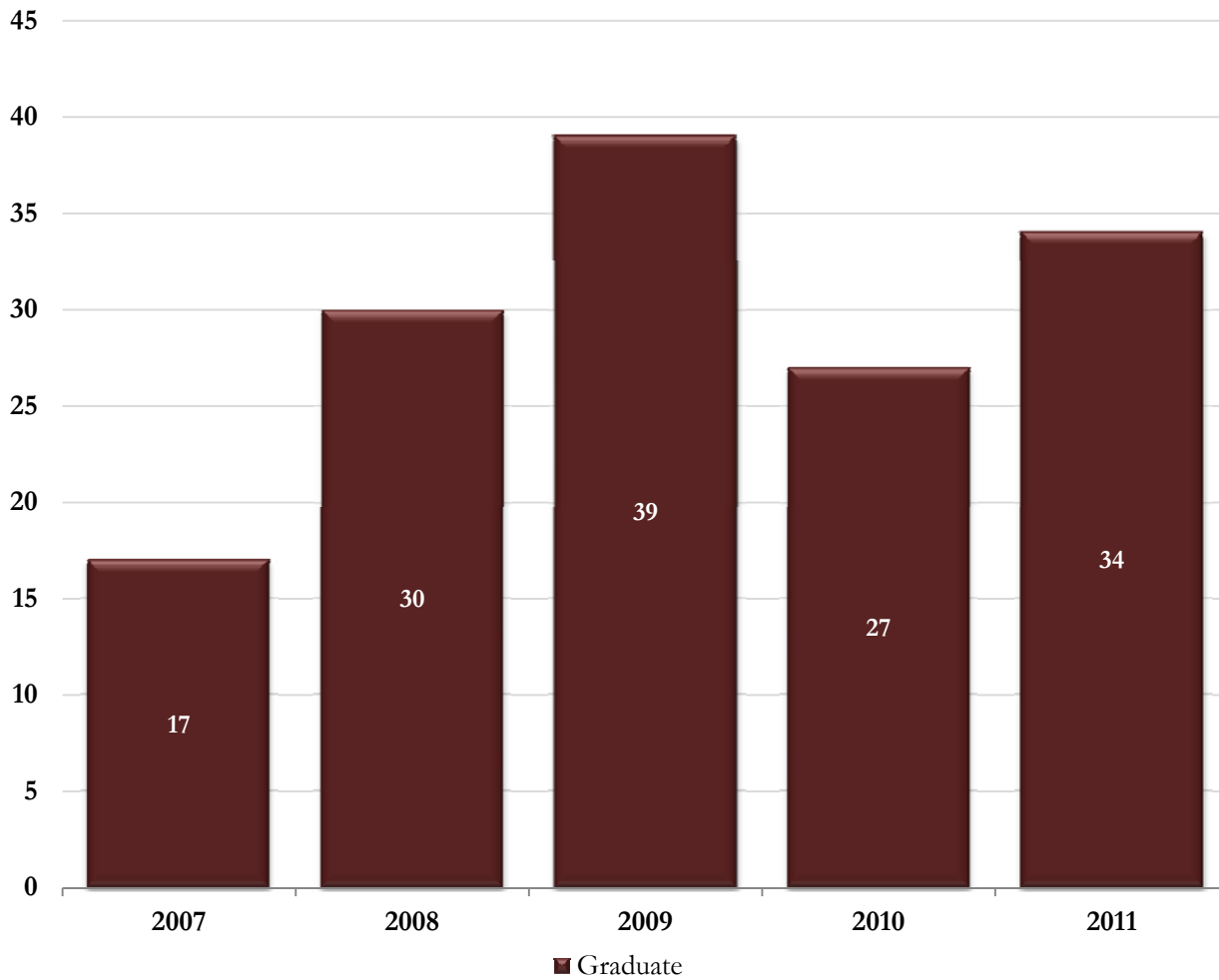


Major Code: 114215	Fall 2007	Fall 2008	Fall 2009	Fall 2010	Fall 2011
Undergraduate	672	727	699	564	520
Freshman	75	86	87	56	51
Sophomore	147	171	156	118	114
Junior	253	264	260	184	193
Senior	197	206	196	206	162
Graduate	82	56	41	44	46
Graduate - Masters	28	10	0	1	0
Graduate - Doctorate	54	46	41	43	46
Total for 114215	754	783	740	608	566

Source: Fall Preliminary Student Instruction Files (SIFP)

Enrollment by Fall Semester
 College of Arts and Sciences
 Department of English

Major Code: 114216
 Major Description: Creative Writing (MFA)

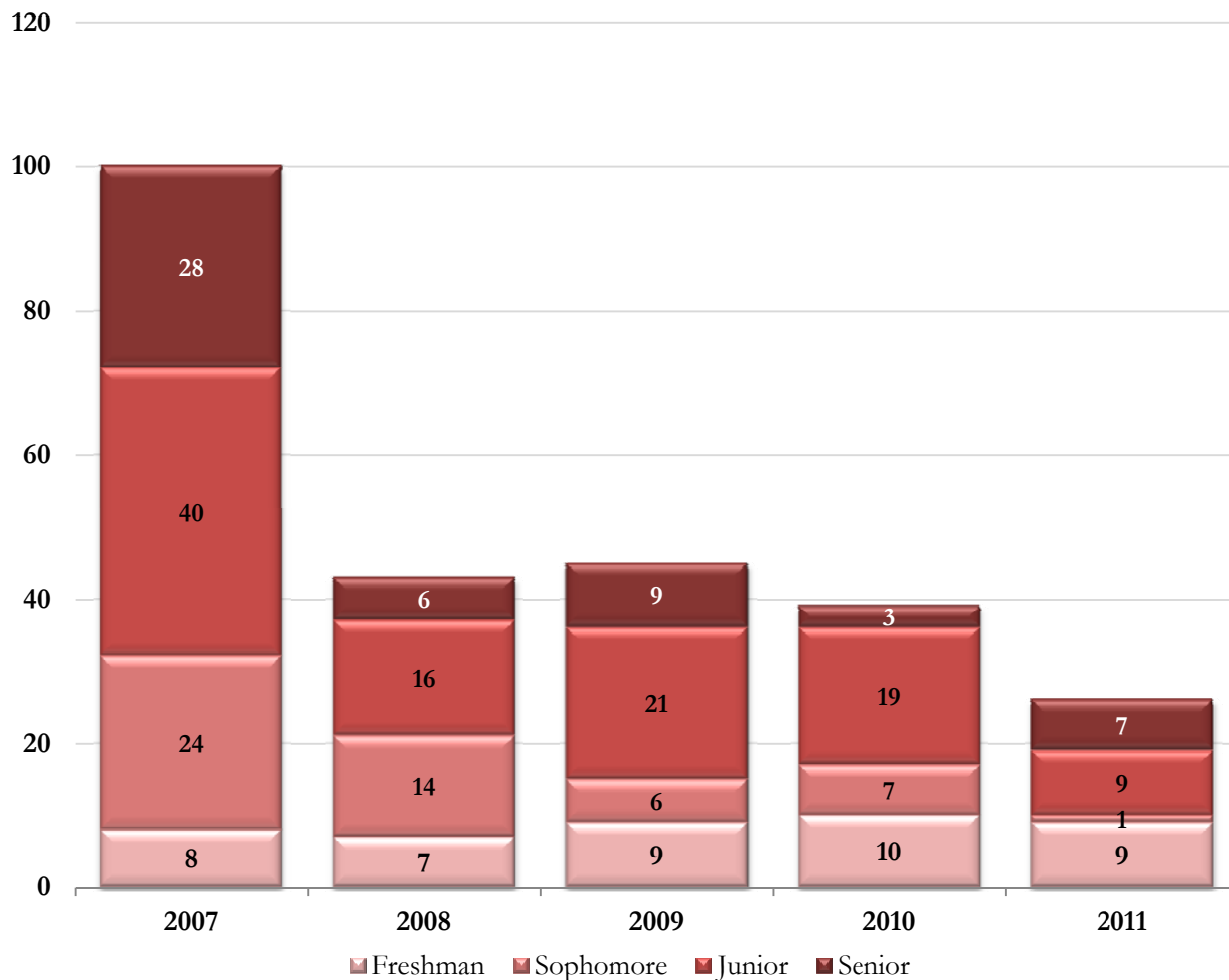


	Fall 2007	Fall 2008	Fall 2009	Fall 2010	Fall 2011
Major Code: 114216					
Undergraduate	0	0	0	0	0
Freshman	0	0	0	0	0
Sophomore	0	0	0	0	0
Junior	0	0	0	0	0
Senior	0	0	0	0	0
Graduate	17	30	39	27	34
Graduate - Masters	17	30	39	27	34
Graduate - Doctorate	0	0	0	0	0
Total for 114216	17	30	39	27	34

Source: Fall Preliminary Student Instruction Files (SIFP)

Enrollment by Fall Semester
 College of Arts and Sciences
 Department of English

Major Code: 114217
 Major Description: English/Business



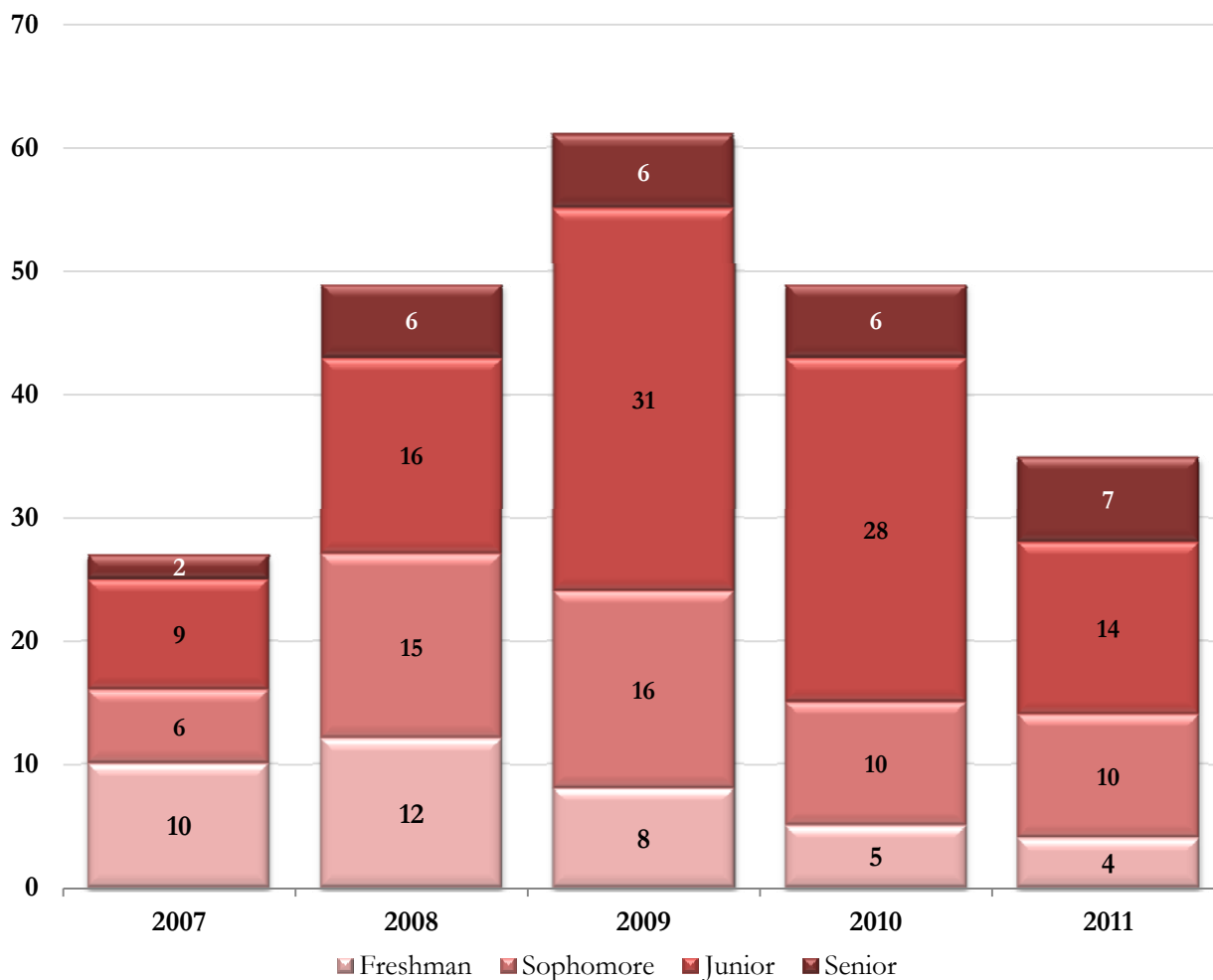
Major Code: 114217	Fall 2007	Fall 2008	Fall 2009	Fall 2010	Fall 2011
Undergraduate	100	43	45	39	26
Freshman	8	7	9	10	9
Sophomore	24	14	6	7	1
Junior	40	16	21	19	9
Senior	28	6	9	3	7
Graduate	0	0	0	0	0
Graduate - Masters	0	0	0	0	0
Graduate - Doctorate	0	0	0	0	0
Total for 114217	100	43	45	39	26

Source: Fall Preliminary Student Instruction Files (SIFP)

Enrollment by Fall Semester
 College of Arts and Sciences
 Department of English

Major Code: 114218

Major Description: Creative Writing with an Emphasis in Business



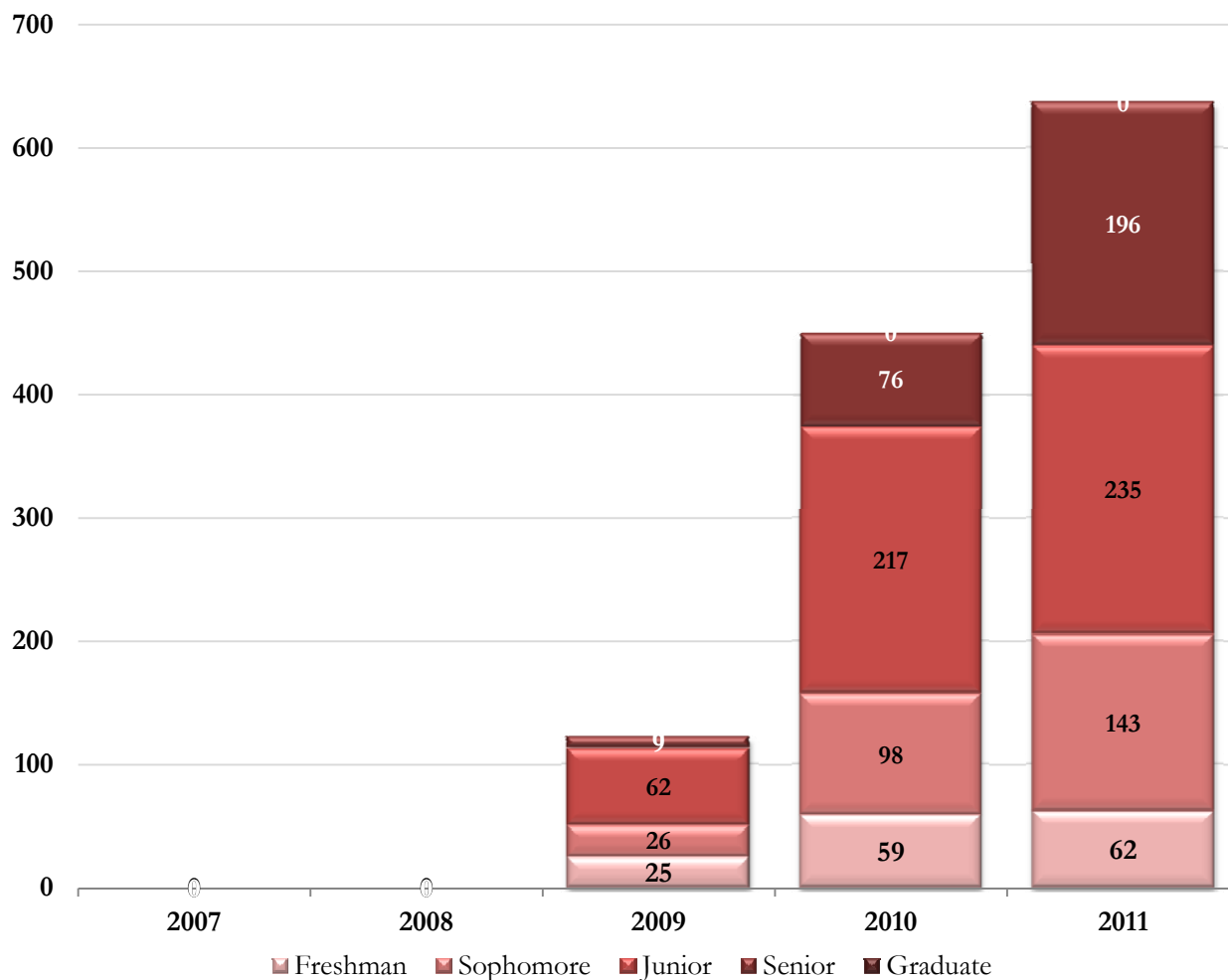
Major Code: 114218	Fall 2007	Fall 2008	Fall 2009	Fall 2010	Fall 2011
Undergraduate	27	49	61	49	35
Freshman	10	12	8	5	4
Sophomore	6	15	16	10	10
Junior	9	16	31	28	14
Senior	2	6	6	6	7
Graduate	0	0	0	0	0
Graduate - Masters	0	0	0	0	0
Graduate - Doctorate	0	0	0	0	0
Total for 114218	27	49	61	49	35

Source: Fall Preliminary Student Instruction Files (SIFP)

Enrollment by Fall Semester
 College of Arts and Sciences
 Department of English

Major Code: 114219

Major Description: Editing, Writing, and Media



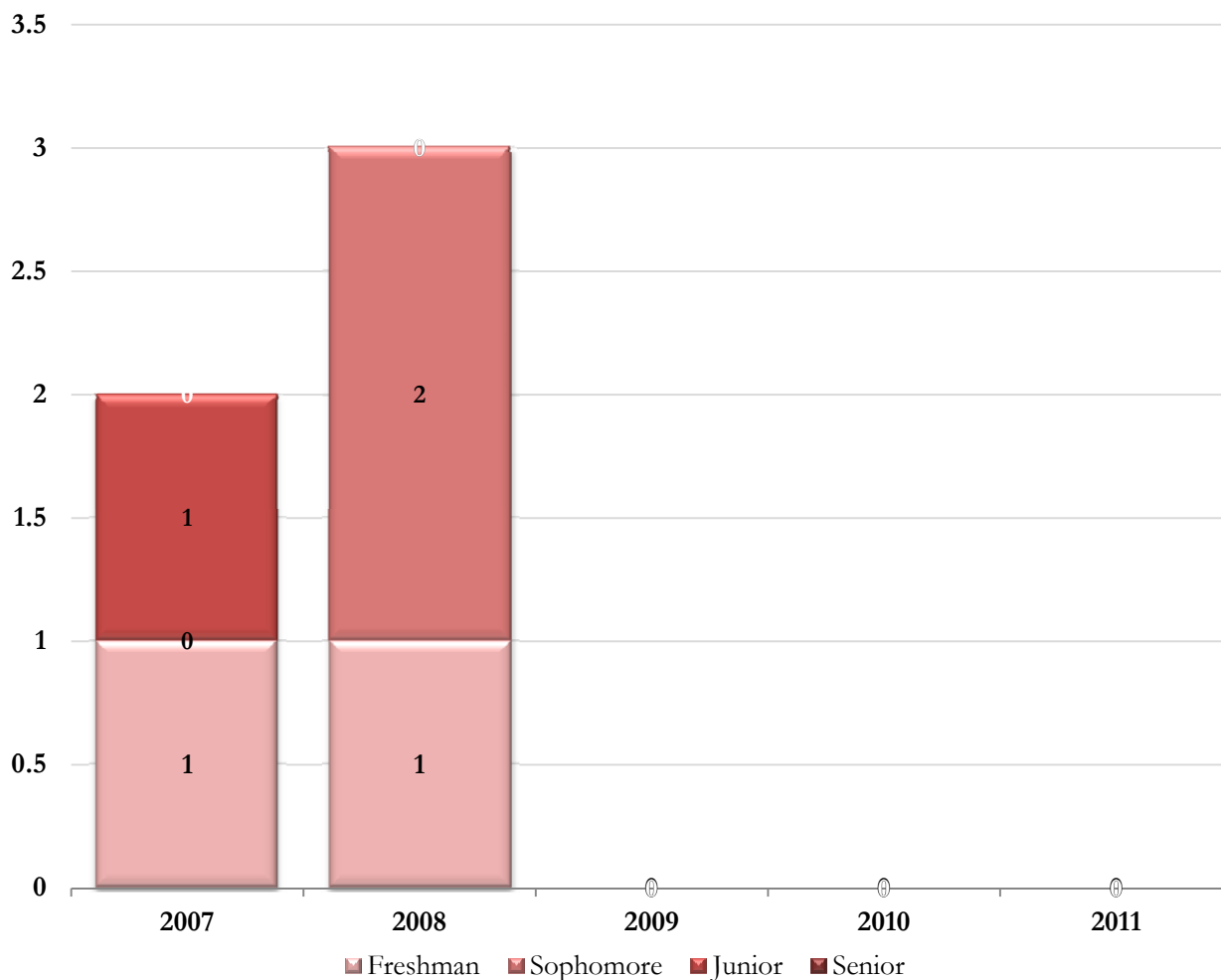
Major Code: 114219	Fall 2007	Fall 2008	Fall 2009	Fall 2010	Fall 2011
Undergraduate	0	0	122	450	636
Freshman	0	0	25	59	62
Sophomore	0	0	26	98	143
Junior	0	0	62	217	235
Senior	0	0	9	76	196
Graduate	0	0	0	0	0
Graduate - Masters	0	0	0	0	0
Graduate - Doctorate	0	0	0	0	0
Total for 114219	0	0	122	450	636

Source: Fall Preliminary Student Instruction Files (SIFP)

**Enrollment by Fall Semester
College of Arts and Sciences
Department of English**

Major Code: 114297

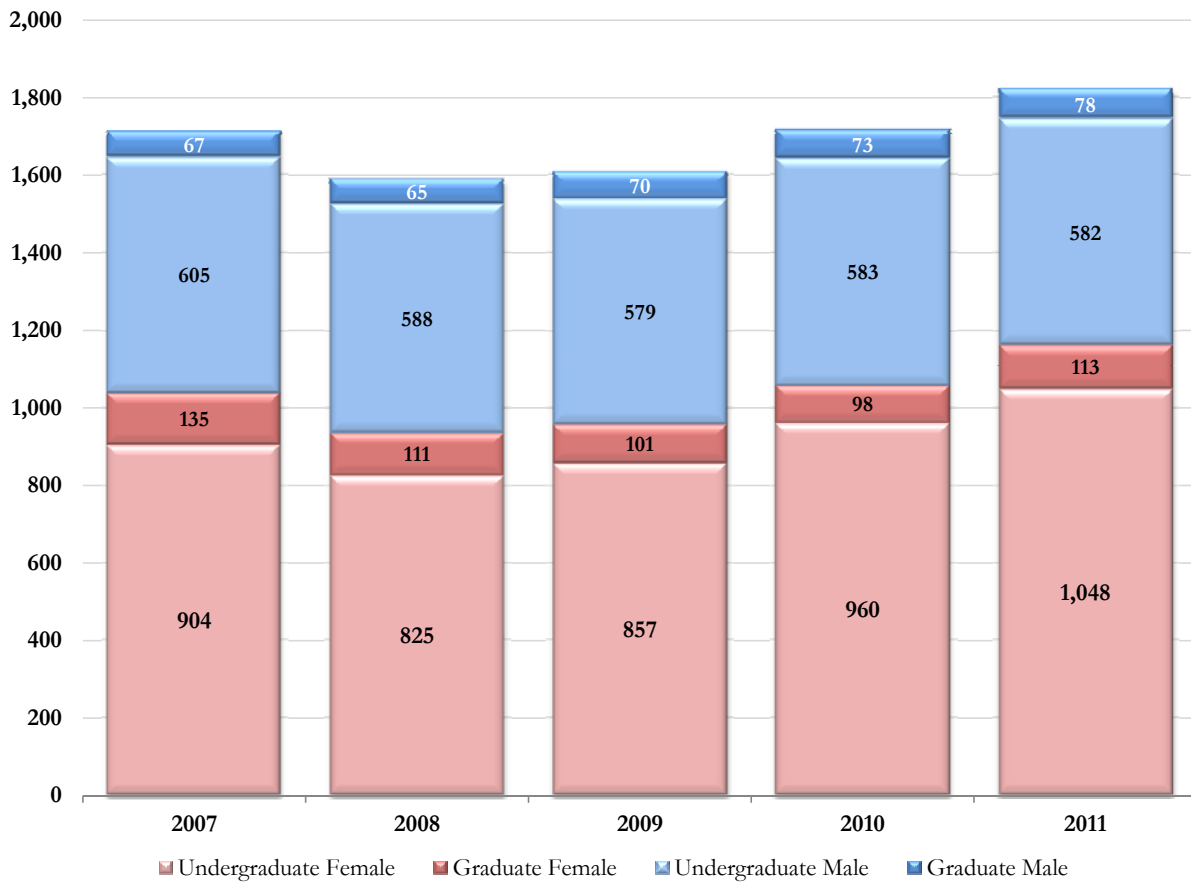
Major Description: English, Prerequisites Incomplete



Major Code: 114297	Fall 2007	Fall 2008	Fall 2009	Fall 2010	Fall 2011
Undergraduate	2	3	0	0	0
Freshman	1	1	0	0	0
Sophomore	0	2	0	0	0
Junior	1	0	0	0	0
Senior	0	0	0	0	0
Graduate	0	0	0	0	0
Graduate - Masters	0	0	0	0	0
Graduate - Doctorate	0	0	0	0	0
Total for 114297	2	3	0	0	0

Source: Fall Preliminary Student Instruction Files (SIFP)

Enrollment by Fall Semester
College of Arts and Sciences
Department of English



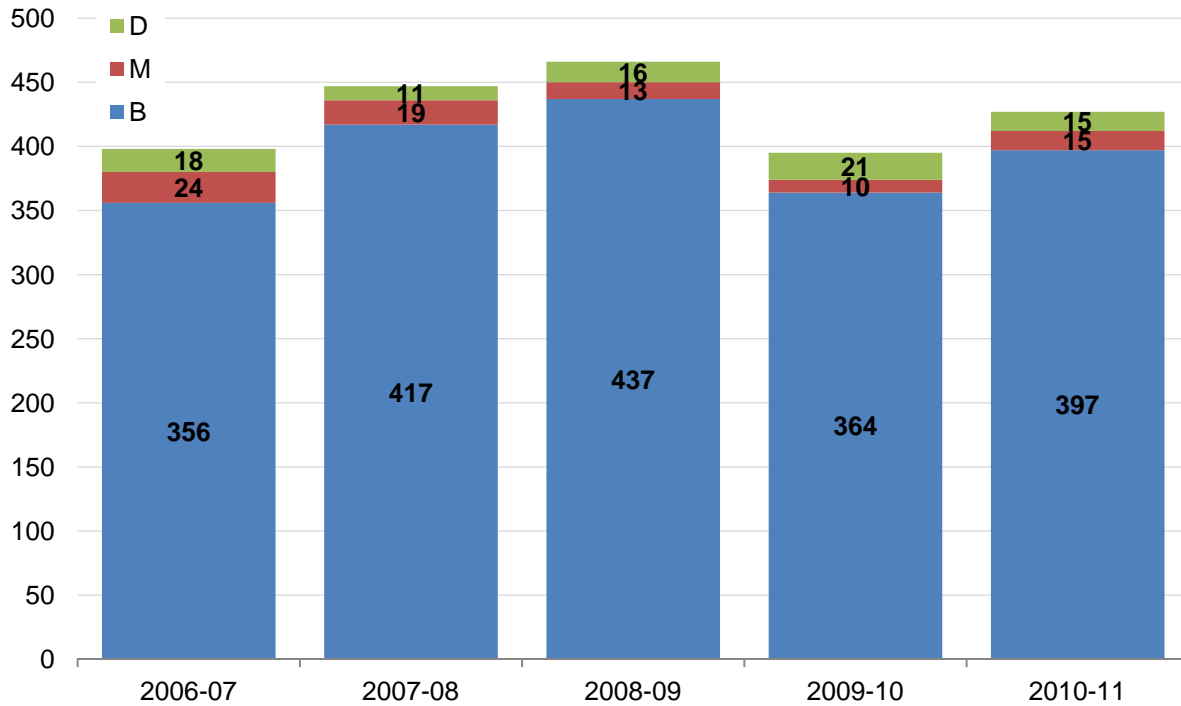
Department of English

	Fall 2007		Fall 2008		Fall 2009		Fall 2010		Fall 2011	
	UG	G	UG	G	UG	G	UG	G	UG	G
Total	1,509	202	1,413	176	1,436	171	1,543	171	1,630	191
Female	904	135	825	111	857	101	960	98	1,048	113
American Indian/Native Alaskan	11	1	9	0	9	0	9	1	8	2
Asian/Pacific Islander	22	5	18	4	19	3	24	4	24	6
Black	135	11	110	12	108	12	127	11	138	9
Hispanic	95	8	88	9	98	8	117	6	145	6
White	637	106	594	83	604	75	662	73	710	83
Non-Resident Alien	1	4	0	3	1	2	2	2	4	2
Not Reported	3	0	6	0	18	1	19	1	19	5
Male	605	67	588	65	579	70	583	73	582	78
American Indian/Native Alaskan	3	0	5	1	6	1	10	1	7	2
Asian/Pacific Islander	19	1	27	1	18	1	16	1	17	3
Black	63	4	53	5	66	4	65	3	70	4
Hispanic	60	2	73	0	72	2	81	2	81	1
White	452	59	423	57	406	58	405	62	400	63
Non-Resident Alien	1	1	0	0	1	0	0	1	1	1
Not Reported	7	0	7	1	10	4	6	3	6	4

UG = Undergraduate; G = Graduate

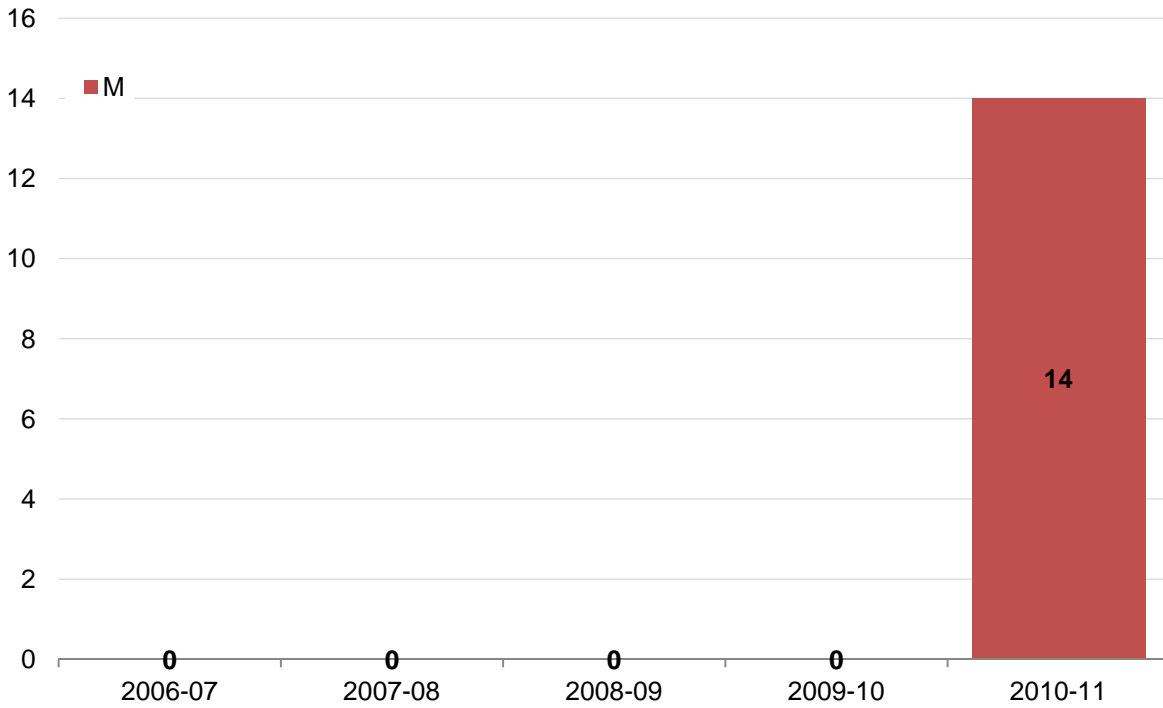
Source: Fall Preliminary Student Instruction Files (SIFP)

**COLLEGE OF ARTS & SCIENCES
ENGLISH
DEGREES AWARDED BY SEMESTER
CIP Code: 230101**



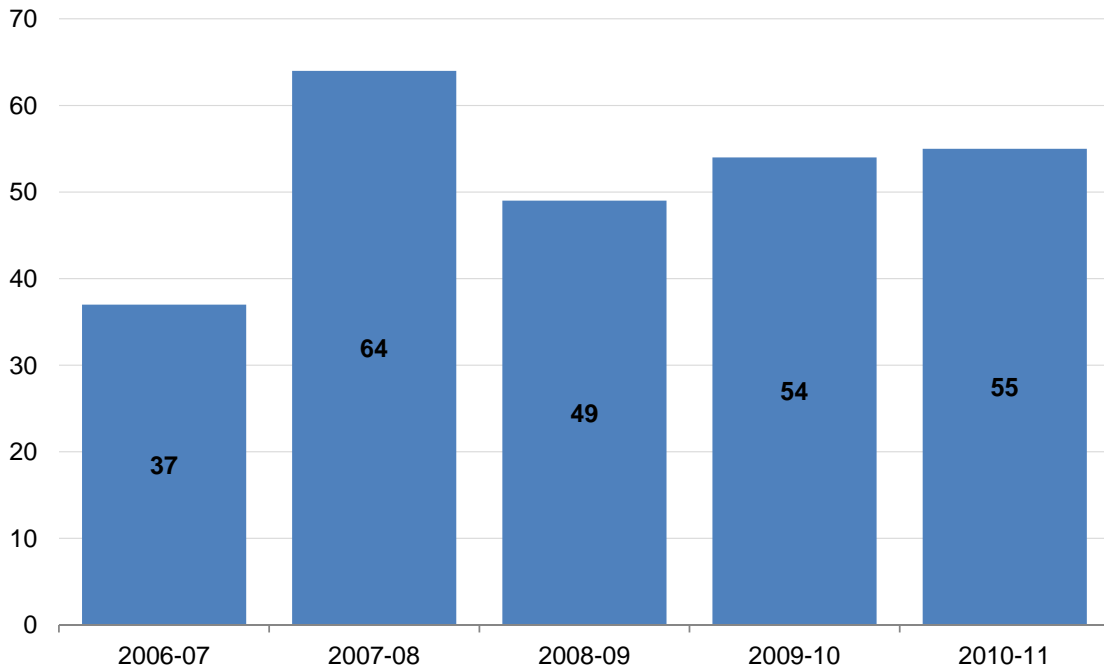
		Bachelors	Masters	Doctorate	Total
2006-07	Summer '06	90	8	10	108
	Fall '06	89	8	3	100
	Spring '07	177	8	5	190
2006-07	Total	356	24	18	398
2007-08	Summer '07	106	6	2	114
	Fall '07	94	5	3	102
	Spring '08	217	8	6	231
2007-08	Total	417	19	11	447
2008-09	Summer '08	105	8	7	120
	Fall '08	111	3	6	120
	Spring '09	221	2	3	226
2008-09	Total	437	13	16	466
2009-10	Summer '09	98	10	11	119
	Fall '09	91	0	3	94
	Spring '10	175	0	7	182
2009-10	Total	364	10	21	395
2010-11	Summer '10	97	5	6	108
	Fall '10	75	1	2	78
	Spring '11	225	9	7	241
2010-11	Total	397	15	15	427

COLLEGE OF ARTS & SCIENCES
ENGLISH
DEGREES AWARDED BY SEMESTER
CIP Code: 231302



		Bachelors	Masters	Doctorate	Total
2006-07	Summer '06	0	0	0	0
	Fall '06	0	0	0	0
	Spring '07	0	0	0	0
2006-07	Total	0	0	0	0
2007-08	Summer '07	0	0	0	0
	Fall '07	0	0	0	0
	Spring '08	0	0	0	0
2007-08	Total	0	0	0	0
2008-09	Summer '08	0	0	0	0
	Fall '08	0	0	0	0
	Spring '09	0	0	0	0
2008-09	Total	0	0	0	0
2009-10	Summer '09	0	0	0	0
	Fall '09	0	0	0	0
	Spring '10	0	0	0	0
2009-10	Total	0	0	0	0
2010-11	Summer '10	0	6	0	6
	Fall '10	0	0	0	0
	Spring '11	0	8	0	8
2010-11	Total	0	14	0	14

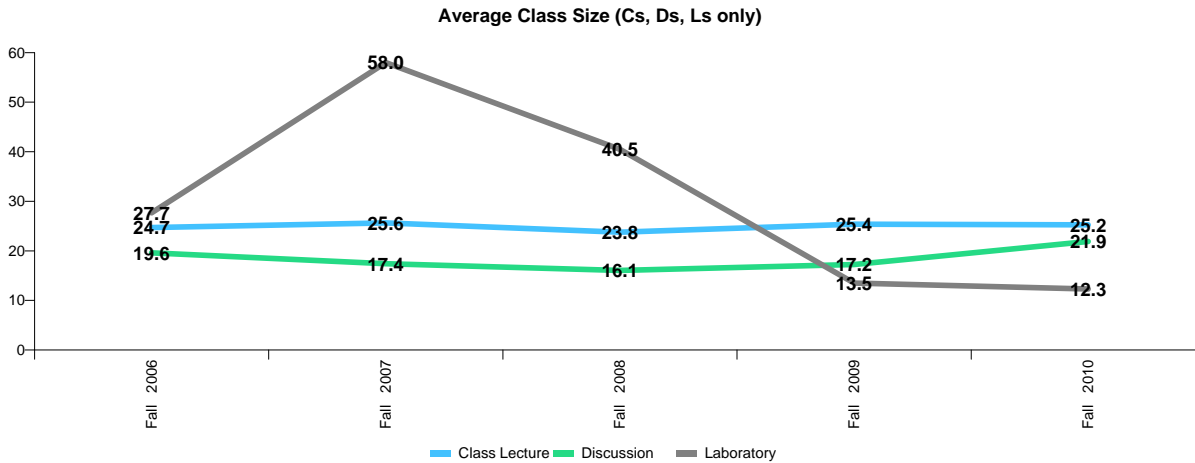
College of Arts and Sciences
 Department of English
 Degrees Awarded by Semester - Double Majors
 CIP Code: 230101



		Bachelors	Masters	Doctorate	Total
2006-07	Summer '06	8	0	0	8
	Fall '06	10	0	0	10
	Spring '07	19	0	0	19
2006-07	Total	37	0	0	37
2007-08	Summer '07	9	0	0	9
	Fall '07	17	0	0	17
	Spring '08	38	0	0	38
2007-08	Total	64	0	0	64
2008-09	Summer '08	13	0	0	13
	Fall '08	9	0	0	9
	Spring '09	27	0	0	27
2008-09	Total	49	0	0	49
2009-10	Summer '09	4	0	0	4
	Fall '09	7	0	0	7
	Spring '10	43	0	0	43
2009-10	Total	54	0	0	54
2010-11	Summer '10	7	0	0	7
	Fall '10	8	0	0	8
	Spring '11	40	0	0	40
2010-11	Total	55	0	0	55

Double degrees are earned by students who declared two majors, but earned one degree. The degrees represented on this page were reported as secondary and thus not otherwise reported to CIP 230101.

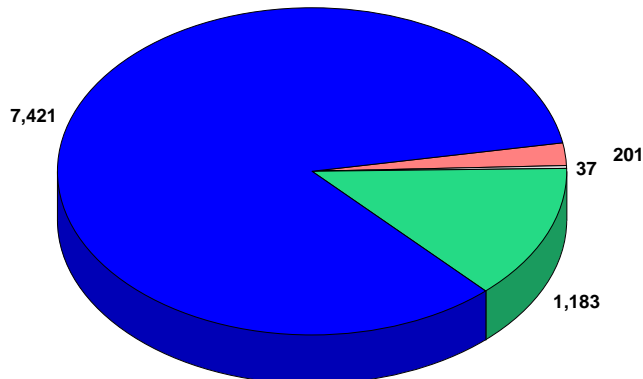
Average Class Size
College of Arts and Sciences
Department of English



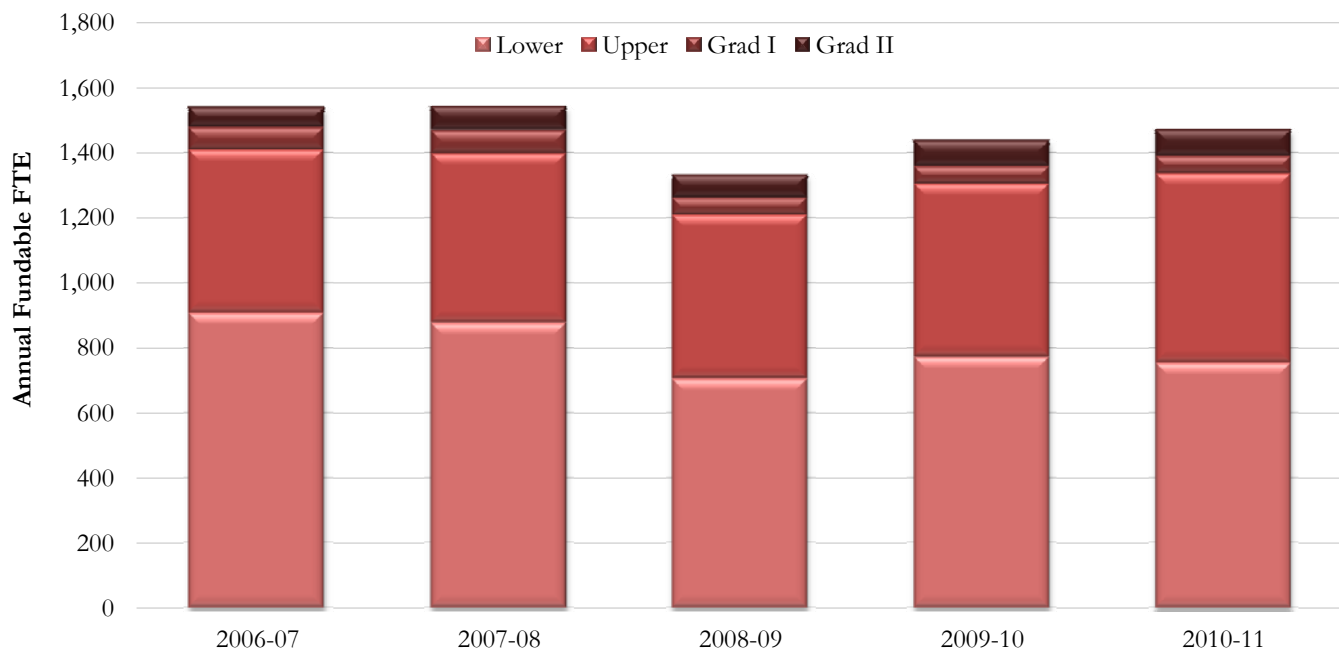
		Class Lecture			Discussion			Laboratory		
		Enrollment	Number of Sections	Class Size	Enrollment	Number of Sections	Class Size	Enrollment	Number of Sections	Class Size
Fall 2006	Lower	5,369	226	23.8	20	1	20.0	83	3	27.7
	Upper	2,054	68	30.2	607	29	20.9			
	Graduate	387	22	17.6	98	7	14.0			
	Total	7,810	316	24.7	725	37	19.6	83	3	27.7
Fall 2007	Lower	4,708	197	23.9	12	1	12.0	116	2	58.0
	Upper	2,503	80	31.3	657	35	18.8			
	Graduate	402	20	20.1	132	10	13.2			
	Total	7,613	297	25.6	801	46	17.4	116	2	58.0
Fall 2008	Lower	4,046	177	22.9				81	2	40.5
	Upper	2,346	80	29.3	614	34	18.1			
	Graduate	314	25	12.6	125	12	10.4			
	Total	6,706	282	23.8	739	46	16.1	81	2	40.5
Fall 2009	Lower	4,390	181	24.3	12	1	12.0	27	2	13.5
	Upper	2,461	83	29.7	569	28	20.3			
	Graduate	304	18	16.9	160	14	11.4			
	Total	7,155	282	25.4	741	43	17.2	27	2	13.5
Fall 2010	Lower	4,678	196	23.9	23	2	11.5	37	3	12.3
	Upper	2,350	75	31.3	1,003	39	25.7			
	Graduate	393	23	17.1	157	13	12.1			
	Total	7,421	294	25.2	1,183	54	21.9	37	3	12.3



Fall 2010 Enrollment by Class Type



Fundable Student Credit Hours and FTE
College of Arts and Sciences
Department of English



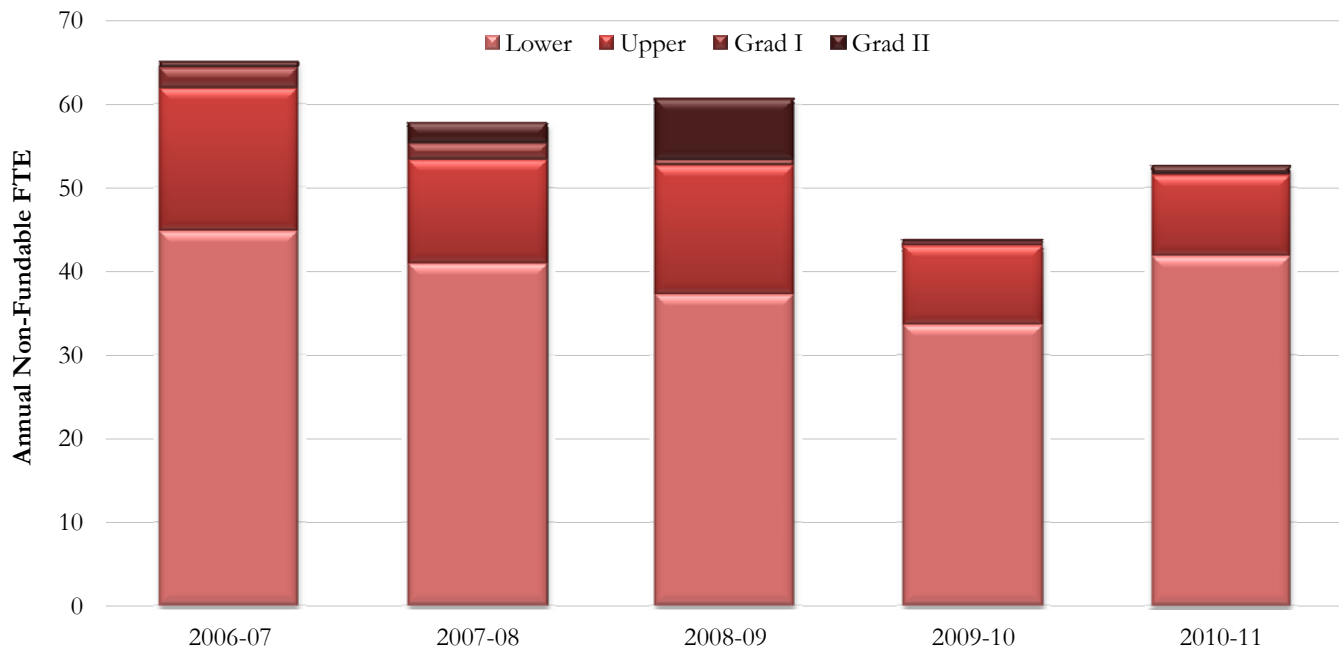
Fundable SCH Produced

Annual Fundable FTE Contribution

Fundable SCH Produced						Annual Fundable FTE Contribution					
Summer	2006	2007	2008	2009	2010	Summer	2006	2007	2008	2009	2010
Lower	6,070	5,884	4,565	4,372	4,166	Lower	151.8	147.1	114.1	109.3	104.2
Upper	2,637	2,407	2,383	2,339	2,529	Upper	65.9	60.2	59.6	58.5	63.2
Grad I	481	488	418	450	452	Grad I	15.0	15.3	13.1	14.1	14.1
Grad II	405	579	614	699	671	Grad II	12.7	18.1	19.2	21.8	21.0
Total	9,593	9,358	7,980	7,860	7,818	Total	245.4	240.6	206.0	203.7	202.5
Fall	2006	2007	2008	2009	2010	Fall	2006	2007	2008	2009	2010
Lower	15,744	13,947	11,831	12,867	13,596	Lower	393.6	348.7	295.8	321.7	339.9
Upper	7,807	9,455	8,743	9,124	10,079	Upper	195.2	236.4	218.6	228.1	252.0
Grad I	895	911	679	702	597	Grad I	28.0	28.5	21.2	21.9	18.7
Grad II	762	876	866	922	973	Grad II	23.8	27.4	27.1	28.8	30.4
Total	25,208	25,189	22,119	23,615	25,245	Total	640.6	640.9	562.6	600.5	640.9
Spring	2007	2008	2009	2010	2011	Spring	2007	2008	2009	2010	2011
Lower	14,383	15,169	11,748	13,597	12,316	Lower	359.6	379.2	293.7	339.9	307.9
Upper	9,647	9,010	9,033	9,798	10,708	Upper	241.2	225.3	225.8	245.0	267.7
Grad I	871	895	646	622	695	Grad I	27.2	28.0	20.2	19.4	21.7
Grad II	803	905	813	936	979	Grad II	25.1	28.3	25.4	29.3	30.6
Total	25,704	25,979	22,240	24,953	24,698	Total	653.1	660.7	565.1	633.6	627.9
Annual	2006-07	2007-08	2008-09	2009-10	2010-11	Annual	2006-07	2007-08	2008-09	2009-10	2010-11
Lower	36,197	35,000	28,144	30,836	30,078	Lower	904.9	875.0	703.6	770.9	752.0
Upper	20,091	20,872	20,159	21,261	23,316	Upper	502.3	521.8	504.0	531.5	582.9
Grad I	2,247	2,294	1,743	1,774	1,744	Grad I	70.2	71.7	54.5	55.4	54.5
Grad II	1,970	2,360	2,293	2,557	2,623	Grad II	61.6	73.8	71.7	79.9	82.0
Total	60,505	60,526	52,339	56,428	57,761	Total	1,539.0	1,542.2	1,333.7	1,437.8	1,471.3

Note: Lower and Upper hours are divided by 40 to obtain annual FTE; for all Graduate, hours are divided by 32
Source: Final Student Instruction Files (SIF)

Non-Fundable Student Credit Hours and FTE
College of Arts and Sciences
Department of English



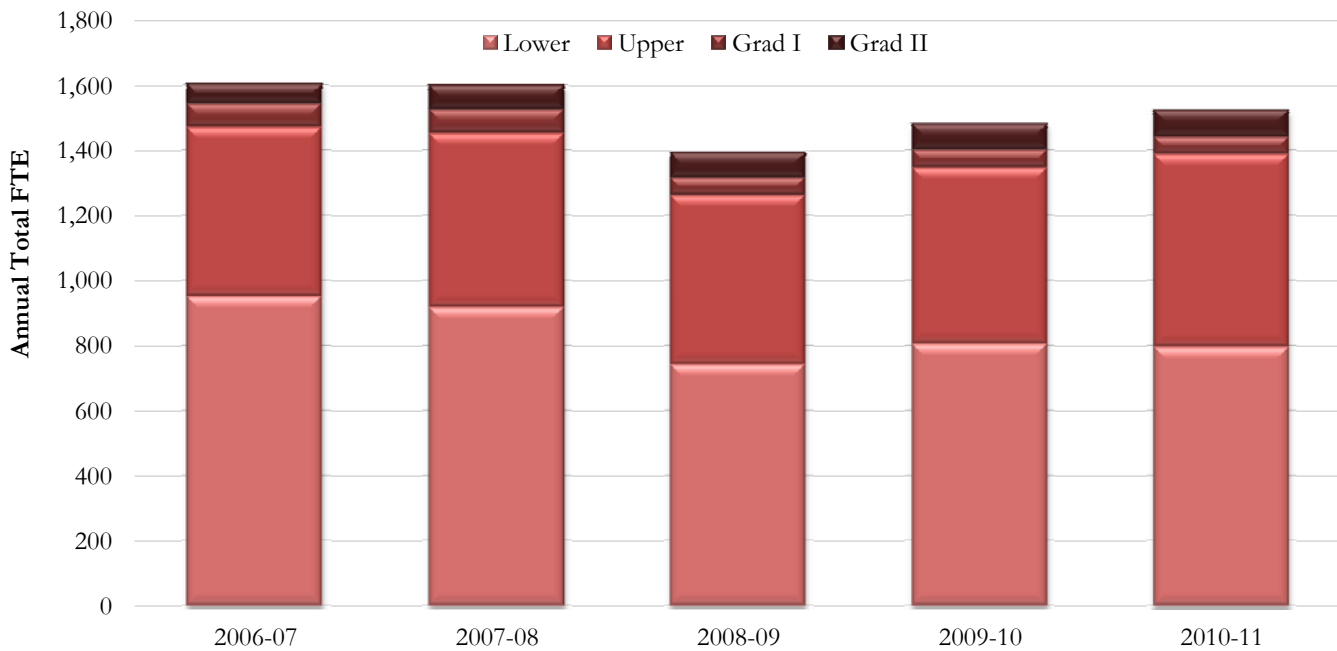
Non-Fundable SCH Produced

Annual Non-Fundable FTE Contribution

Non-Fundable SCH Produced						Annual Non-Fundable FTE Contribution					
Summer	2006	2007	2008	2009	2010	Summer	2006	2007	2008	2009	2010
Lower	527	547	465	428	387	Lower	13.2	13.7	11.6	10.7	9.7
Upper	276	246	225	120	99	Upper	6.9	6.2	5.6	3.0	2.5
Grad I	27	12	9	3	0	Grad I	0.8	0.4	0.3	0.1	0.0
Grad II	9	0	24	0	0	Grad II	0.3	0.0	0.8	0.0	0.0
Total	839	805	723	551	486	Total	21.2	20.2	18.3	13.8	12.2
Fall	2006	2007	2008	2009	2010	Fall	2006	2007	2008	2009	2010
Lower	623	474	493	396	591	Lower	15.6	11.9	12.3	9.9	14.8
Upper	297	147	264	165	192	Upper	7.4	3.7	6.6	4.1	4.8
Grad I	27	28	9	12	3	Grad I	0.8	0.9	0.3	0.4	0.1
Grad II	1	30	85	0	3	Grad II	0.0	0.9	2.7	0.0	0.1
Total	948	679	851	573	789	Total	23.9	17.3	21.9	14.4	19.8
Spring	2007	2008	2009	2010	2011	Spring	2007	2008	2009	2010	2011
Lower	636	613	529	516	691	Lower	15.9	15.3	13.2	12.9	17.3
Upper	112	108	129	93	96	Upper	2.8	2.7	3.2	2.3	2.4
Grad I	24	24	6	0	0	Grad I	0.8	0.8	0.2	0.0	0.0
Grad II	13	48	123	11	33	Grad II	0.4	1.5	3.8	0.3	1.0
Total	785	793	787	620	820	Total	19.9	20.3	20.5	15.6	20.7
Annual	2006-07	2007-08	2008-09	2009-10	2010-11	Annual	2006-07	2007-08	2008-09	2009-10	2010-11
Lower	1,786	1,634	1,487	1,340	1,669	Lower	44.7	40.9	37.2	33.5	41.7
Upper	685	501	618	378	387	Upper	17.1	12.5	15.5	9.5	9.7
Grad I	78	64	24	15	3	Grad I	2.4	2.0	0.8	0.5	0.1
Grad II	23	78	232	11	36	Grad II	0.7	2.4	7.3	0.3	1.1
Total	2,572	2,277	2,361	1,744	2,095	Total	64.9	57.8	60.6	43.8	52.6

Note: Lower and Upper hours are divided by 40 to obtain annual FTE; for all Graduate, hours are divided by 32
Source: Final Student Instruction Files (SIF)

**Total Student Credit Hours and FTE
College of Arts and Sciences
Department of English**



Total SCH Produced

Annual Total FTE Contribution

	2006	2007	2008	2009	2010	2011
Summer						
Lower	6,597	6,431	5,030	4,800	4,553	
Upper	2,913	2,653	2,608	2,459	2,628	
Grad I	508	500	427	453	452	
Grad II	414	579	638	699	671	
Total	10,432	10,163	8,703	8,411	8,304	
Fall						
Lower	16,367	14,421	12,324	13,263	14,187	
Upper	8,104	9,602	9,007	9,289	10,271	
Grad I	922	939	688	714	600	
Grad II	763	906	951	922	976	
Total	26,156	25,868	22,970	24,188	26,034	
Spring						
Lower	15,019	15,782	12,277	14,113	13,007	
Upper	9,759	9,118	9,162	9,891	10,804	
Grad I	895	919	652	622	695	
Grad II	816	953	936	947	1,012	
Total	26,489	26,772	23,027	25,573	25,518	
Annual						
Lower	37,983	36,634	29,631	32,176	31,747	
Upper	20,776	21,373	20,777	21,639	23,703	
Grad I	2,325	2,358	1,767	1,789	1,747	
Grad II	1,993	2,438	2,525	2,568	2,659	
Total	63,077	62,803	54,700	58,172	59,856	
Annual Total FTE Contribution						
Lower	949.6	915.9	740.8	804.4	793.7	
Upper	519.4	534.3	519.4	541.0	592.6	
Grad I	72.7	73.7	55.2	55.9	54.6	
Grad II	62.3	76.2	78.9	80.3	83.1	
Total	1,603.9	1,600.1	1,394.3	1,481.5	1,523.9	

Note: Lower and Upper hours are divided by 40 to obtain annual FTE; for all Graduate, hours are divided by 32
Source: Final Student Instruction Files (SIF)

Department of English
E & G Student Credit Hours and Headcount Productivity
By Instructor Type

	Student					Headcount/					
	FTE	Credit Hrs	SCH/FTE	Headcount	FTE	FTE	Credit Hrs	SCH/FTE	Headcount	FTE	
Fall 2006						Spring 2007					
Faculty	51.6969	9214.0	178.2	3480	67.3	53.6031	9855.0	183.9	3267	60.9	
OPS Regular Faculty	0.57	0.0	0.0	0	0.0	0	0.0	0.0	0	0.0	
OPS Faculty Adjuncts	3.64	1767.0	485.4	603	165.7	4.17	1595.0	382.5	532	127.6	
Graduate Assistants	62.85	15771.0	250.9	5257	83.6	60.71	14658.0	241.4	4886	80.5	
A & P / USPS	0	0.0	0.0	0	0.0	0	0.0	0.0	0	0.0	
Others	1	75.0	75.0	25	25.0	1	78.0	78.0	26	26.0	
	119.757	26827.0	224.0	9365	78.2	119.4831	26186.0	219.2	8711	72.9	
Fall 2007						Spring 2008					
Faculty	55.7908	10,771.0	193.1	3,975	71.2	57.5001	9,681.1	168.4	3,227	56.1	
OPS Regular Faculty	0.21	69.0	328.6	23	109.5	0.2	131.0	655.0	44	220.0	
OPS Faculty Adjuncts	2.3001	999.0	434.3	333	144.8	3.65	1,446.0	396.2	482	132.1	
Graduate Assistants	60.0293	13,989.0	233.0	4,663	77.7	62.3204	15,159.0	243.2	5,052	81.1	
A & P / USPS	0	0.0	0.0	0	0.0	1	54.0	54.0	18	18.0	
Others	0.69	54.0	78.3	18	26.1	0	0.0	0.0	0	0.0	
	119.02	25,882.0	217.5	9,012	75.7	124.6705	26,471.1	212.3	8,823	70.8	
Fall 2008						Spring 2009					
Faculty	50.9985	8,729.0	171.2	3,333	65.4	47.9201	6,669.0	139.2	2,185	45.6	
OPS Regular Faculty	0	0.0	0.0	0	0.0	0	0.0	0.0	0	0.0	
OPS Faculty Adjuncts	3.0614	1,294.0	422.7	430	140.5	4.1332	1,931.0	467.2	658	159.2	
Graduate Assistants	49.759	12,771.0	256.7	4,535	91.1	41.4627	13,707.0	330.6	5,012	120.9	
A & P / USPS	0	0.0	0.0	0	0.0	0	0.0	0.0	0	0.0	
Others	1	117.0	117.0	39	39.0	1	0.0	0.0	0	0.0	
	104.819	22,911.0	218.6	8,337	79.5	94.516	22,307.0	236.0	7,855	83.1	
Fall 2009						Spring 2010					
Faculty	51.1345	7,685.0	150.3	2,664.0	52.1	49.6601	8,608.0	173.3	2,845	57.3	
OPS Regular Faculty	0	0.0	0.0	0.0	0.0	0	0.0	0.0	0	0.0	
OPS Faculty Adjuncts	4.694	2,039.0	434.4	674.0	143.6	5.2936	1,819.0	343.6	605	114.3	
Graduate Assistants	45.3258	14,313.0	315.8	5,228.0	115.3	43.9198	14,801.0	337.0	5,502	125.3	
A & P / USPS	0	0.0	0.0	0.0	0.0	0	0.0	0.0	0	0.0	
Others	0.9898	39.0	39.4	13.0	13.1	0.9898	0.0	0.0	0	0.0	
	102.144	24,076.0	235.7	8,579	84.0	99.8633	25,228.0	252.6	8,952	89.6	
Fall 2010						Spring 2011					
Faculty	47.98	8,605.0	179.3	3,089.0	64.4	47.0119	8,149.0	173.3	2,782	59.2	
OPS Regular Faculty	0	0.0	0.0	0.0	0.0	0	0.0	0.0	0	0.0	
OPS Faculty Adjuncts	2.68	899.0	335.4	298.0	111.2	3.643	1,385.0	380.2	463	127.1	
Graduate Assistants	63.9195	16,050.0	251.1	6,254.0	97.8	61.815	15,270.0	247.0	5,669	91.7	
A & P / USPS	0	0.0	0.0	0.0	0.0	0	0.0	0.0	0	0.0	
Others	1	57.0	57.0	19.0	19.0	0	0.0	0.0	0	0.0	
	115.58	25,611.0	221.6	9,660	83.6	112.4699	24,804.0	220.5	8,914	79.3	

English - Faculty Courses & Hours

Fall 2006 - Spring 2007			Organized Classes (C,D,L)								
E&G Faculty Member	Class	FTE	SCH		Total	Headcount		Total	Sections		Total
			UGrad	Grad	SCH	UGrad	Grad	HC	UGrad	Grad	#Sec.
BAGGOT	9003	2.11	129.0	80.0	209.0	43.0	28.0	71.0	2.0	4.0	6.0
BELIEU	9003	1.98	114.0	45.0	159.0	38.0	14.0	52.0	2.0	1.0	3.0
BERRY	9001	2.05	-	102.0	102.0	-	32.0	32.0	-	2.0	2.0
BOEHRER	9001	1.99	174.0	32.0	206.0	58.0	10.0	68.0	2.0	2.0	4.0
BUTLER	9001	1.99	60.0	48.0	108.0	20.0	16.0	36.0	1.0	1.0	2.0
COLDIRON	9002	1.00	222.0	-	222.0	74.0	-	74.0	2.0	-	2.0
COOPER	9002	2.00	69.0	-	69.0	23.0	-	23.0	4.0	-	4.0
DAILEADER	9001	2.00	252.0	33.0	285.0	84.0	10.0	94.0	3.0	1.0	4.0
EDWARDS	9003	2.06	324.0	51.0	375.0	108.0	16.0	124.0	4.0	2.0	6.0
EPSTEIN	9003	2.09	111.0	56.0	167.0	37.0	26.0	63.0	2.0	2.0	4.0
FAULK	9002	2.02	423.0	25.0	448.0	141.0	8.0	149.0	4.0	1.0	5.0
FENSTERMAKER	9001	2.01	114.0	66.0	180.0	38.0	20.0	58.0	2.0	2.0	4.0
FLECKENSTEIN	9002	2.00	162.0	30.0	192.0	54.0	10.0	64.0	3.0	1.0	4.0
FOWLER	9001	2.00	906.0	-	906.0	302.0	-	302.0	9.0	-	9.0
GARDNER	9002	2.02	195.0	36.0	231.0	65.0	11.0	76.0	3.0	1.0	4.0
GONTARSKI	9001	2.07	222.0	41.0	263.0	74.0	16.0	90.0	2.0	2.0	4.0
GOODMAN	9003	2.03	135.0	42.0	177.0	45.0	13.0	58.0	4.0	1.0	5.0
GREY II	9004	2.00	873.0	-	873.0	291.0	-	291.0	9.0	-	9.0
HALL	9004	2.00	1,041.0	-	1,041.0	347.0	-	347.0	10.0	-	10.0
HANSON	9003	1.93	318.0	36.0	354.0	106.0	12.0	118.0	3.0	1.0	4.0
HENLEY	9004	2.00	660.0	-	660.0	220.0	-	220.0	8.0	-	8.0
JENKINS	9004	2.00	636.0	-	636.0	212.0	-	212.0	8.0	-	8.0
JOHNSON	9001	2.01	1,274.0	18.0	1,292.0	780.0	5.0	785.0	45.0	1.0	46.0
KIMBRELL	9002	2.00	225.0	-	225.0	75.0	-	75.0	2.0	-	2.0
KIRBY	9001	2.03	57.0	51.0	108.0	19.0	16.0	35.0	1.0	1.0	2.0
LOOMIS	9121	1.98	654.0	125.0	779.0	253.0	71.0	324.0	7.0	4.0	11.0
MCGREGORY	9002	2.00	297.0	42.0	339.0	99.0	13.0	112.0	4.0	1.0	5.0
MIKKELSEN	9003	0.97	48.0	21.0	69.0	16.0	6.0	22.0	1.0	1.0	2.0
MONTGOMERY	9002	2.00	264.0	39.0	303.0	88.0	12.0	100.0	3.0	1.0	4.0
MOORE	9002	2.01	57.0	51.0	108.0	19.0	16.0	35.0	1.0	2.0	3.0
NEAL	9003	2.00	108.0	42.0	150.0	36.0	13.0	49.0	2.0	2.0	4.0
NEWTON	9004	2.00	612.0	-	612.0	204.0	-	204.0	8.0	-	8.0
O'ROURKE	9001	2.01	396.0	39.0	435.0	132.0	12.0	144.0	4.0	1.0	5.0
PICART	9002	2.03	212.0	30.0	242.0	72.0	10.0	82.0	3.0	1.0	4.0
RAI	9003	2.01	150.0	24.0	174.0	50.0	8.0	58.0	2.0	1.0	3.0
REED	9004	2.00	966.0	-	966.0	322.0	-	322.0	13.0	-	13.0
ROBERTS	9001	1.99	258.0	36.0	294.0	87.0	12.0	99.0	4.0	1.0	5.0
SALADIN-ADAMS	9002	1.00	-	3.0	3.0	-	1.0	1.0	-	1.0	1.0
SHACOCCHIS	9120	1.05	-	30.0	30.0	-	10.0	10.0	-	1.0	1.0
SHINN	9003	2.00	-	-	-	-	-	-	-	-	-
STEINMETZ	9004	2.00	978.0	-	978.0	326.0	-	326.0	10.0	-	10.0
STUCKEY-FRENCH	9002	2.00	-	-	-	-	-	-	-	-	-
STUCKEY-FRENCH	9003	2.02	-	102.0	102.0	-	33.0	33.0	-	2.0	2.0
SUAREZ	9001	2.00	282.0	30.0	312.0	94.0	10.0	104.0	3.0	1.0	4.0
TAYLOR	9001	2.00	180.0	27.0	207.0	60.0	8.0	68.0	2.0	1.0	3.0
TEAGUE	9120	1.97	54.0	39.0	93.0	18.0	37.0	55.0	1.0	1.0	2.0
TREHARNE	9001	1.02	63.0	27.0	90.0	21.0	8.0	29.0	1.0	1.0	2.0
VANN	9003	1.99	117.0	78.0	195.0	39.0	24.0	63.0	2.0	2.0	4.0
VITKUS	9002	2.01	150.0	36.0	186.0	50.0	11.0	61.0	3.0	1.0	4.0
WALKER	9002	2.00	-	36.0	36.0	-	11.0	11.0	-	1.0	1.0
WARD	9003	1.98	342.0	21.0	363.0	114.0	6.0	120.0	4.0	1.0	5.0
WARREN	9002	2.00	111.0	387.0	498.0	37.0	237.0	274.0	1.0	4.0	5.0
WINEGARDNER	9001	2.03	129.0	36.0	165.0	54.0	11.0	65.0	3.0	1.0	4.0
YANCEY	9001	2.05	9.0	30.0	39.0	9.0	10.0	19.0	1.0	1.0	2.0
TOTALS			15,133.0	2,123.0	17,256.0	5,454.0	853.0	6,307.0	218.0	60.0	278.0
AVERAGE PER FACULTY			322.0	51.8	331.8	116.0	20.8	121.3	4.6	1.5	5.3

English - Faculty Courses & Hours

Fall 2006 - Spring 2007			Individualized (G,T,I,O,P,R,S,Z)									
E&G Faculty Member	Class	FTE	SCH		Total	Headcount		Total	Sections		Total	
			UGrad	Grad	SCH	UGrad	Grad	HC	UGrad	Grad	#Sec.	
BAGGOT	9003	2.11	6.0	21.0	27.0	2.0	5.0	7.0	2.0	3.0	5.0	
BELIEU	9003	1.98	7.0	16.0	23.0	3.0	4.0	7.0	3.0	2.0	5.0	
BERRY	9001	2.05	-	18.0	18.0	-	6.0	6.0	-	6.0	6.0	
BOEHRER	9001	1.99	-	39.0	39.0	-	6.0	6.0	-	5.0	5.0	
BUTLER	9001	1.99	-	109.0	109.0	-	23.0	23.0	-	11.0	11.0	
COLDIRON	9002	1.00	-	-	-	-	-	-	-	-	-	
COOPER	9002	2.00	-	24.0	24.0	-	3.0	3.0	-	3.0	3.0	
DAILEADER	9001	2.00	-	6.0	6.0	-	1.0	1.0	-	1.0	1.0	
EDWARDS	9003	2.06	-	25.0	25.0	-	4.0	4.0	-	4.0	4.0	
EPSTEIN	9003	2.09	54.0	7.0	61.0	18.0	3.0	21.0	2.0	3.0	5.0	
FAULK	9002	2.02	15.0	36.0	51.0	5.0	12.0	17.0	4.0	9.0	13.0	
FENSTERMAKER	9001	2.01	10.0	83.0	93.0	4.0	27.0	31.0	4.0	12.0	16.0	
FLECKENSTEIN	9002	2.00	4.0	4.0	8.0	2.0	1.0	3.0	2.0	1.0	3.0	
FOWLER	9001	2.00	3.0	1.0	4.0	1.0	1.0	2.0	1.0	1.0	2.0	
GARDNER	9002	2.02	1.0	-	1.0	1.0	-	1.0	1.0	-	1.0	
GONTARSKI	9001	2.07	3.0	71.0	74.0	1.0	18.0	19.0	1.0	8.0	9.0	
GOODMAN	9003	2.03	-	9.0	9.0	-	3.0	3.0	-	1.0	1.0	
GREY II	9004	2.00	-	-	-	-	-	-	-	-	-	
HALL	9004	2.00	-	-	-	-	-	-	-	-	-	
HANSON	9003	1.93	-	5.0	5.0	-	2.0	2.0	-	1.0	1.0	
HENLEY	9004	2.00	-	-	-	-	-	-	-	-	-	
JENKINS	9004	2.00	-	-	-	-	-	-	-	-	-	
JOHNSON	9001	2.01	3.0	282.0	285.0	1.0	38.0	39.0	1.0	13.0	14.0	
KIMBRELL	9002	2.00	3.0	16.0	19.0	1.0	4.0	5.0	1.0	4.0	5.0	
KIRBY	9001	2.03	-	107.0	107.0	-	15.0	15.0	-	5.0	5.0	
LOOMIS	9121	1.98	-	-	-	-	-	-	-	-	-	
MCGREGORY	9002	2.00	-	39.0	39.0	-	8.0	8.0	-	5.0	5.0	
MIKKELSEN	9003	0.97	-	-	-	-	-	-	-	-	-	
MONTGOMERY	9002	2.00	7.0	37.0	44.0	3.0	10.0	13.0	3.0	7.0	10.0	
MOORE	9002	2.01	3.0	35.0	38.0	1.0	9.0	10.0	1.0	7.0	8.0	
NEAL	9003	2.00	9.0	-	9.0	3.0	-	3.0	2.0	-	2.0	
NEWTON	9004	2.00	-	-	-	-	-	-	-	-	-	
O'ROURKE	9001	2.01	4.0	25.0	29.0	2.0	4.0	6.0	2.0	2.0	4.0	
PICART	9002	2.03	17.0	-	17.0	6.0	-	6.0	5.0	-	5.0	
RAI	9003	2.01	-	44.0	44.0	-	8.0	8.0	-	7.0	7.0	
REED	9004	2.00	-	-	-	-	-	-	-	-	-	
ROBERTS	9001	1.99	4.0	3.0	7.0	2.0	1.0	3.0	2.0	1.0	3.0	
SALADIN-ADAMS	9002	1.00	-	-	-	-	-	-	-	-	-	
SHACCHIS	9120	1.05	-	-	-	-	-	-	-	-	-	
SHINN	9003	2.00	3.0	45.0	48.0	1.0	8.0	9.0	1.0	8.0	9.0	
STEINMETZ	9004	2.00	-	-	-	-	-	-	-	-	-	
STUCKEY-FRENCH	9002	2.00	-	36.0	36.0	-	4.0	4.0	-	2.0	2.0	
STUCKEY-FRENCH	9003	2.02	3.0	3.0	6.0	1.0	1.0	2.0	1.0	1.0	2.0	
SUAREZ	9001	2.00	22.0	15.0	37.0	9.0	6.0	15.0	9.0	5.0	14.0	
TAYLOR	9001	2.00	-	3.0	3.0	-	1.0	1.0	-	1.0	1.0	
TEAGUE	9120	1.97	3.0	34.0	37.0	1.0	31.0	32.0	1.0	2.0	3.0	
TREHARNE	9001	1.02	-	-	-	-	-	-	-	-	-	
VANN	9003	1.99	-	4.0	4.0	-	2.0	2.0	-	2.0	2.0	
VITKUS	9002	2.01	6.0	33.0	39.0	2.0	5.0	7.0	1.0	5.0	6.0	
WALKER	9002	2.00	74.0	58.0	132.0	31.0	13.0	44.0	2.0	9.0	11.0	
WARD	9003	1.98	3.0	48.0	51.0	1.0	10.0	11.0	1.0	5.0	6.0	
WARREN	9002	2.00	-	92.0	92.0	-	20.0	20.0	-	13.0	13.0	
WINEGARDNER	9001	2.03	-	79.0	79.0	-	14.0	14.0	-	7.0	7.0	
YANCEY	9001	2.05	-	34.0	34.0	-	7.0	7.0	-	4.0	4.0	
TOTALS			267.0	1,546.0	1,813.0	102.0	338.0	440.0	53.0	186.0	239.0	
AVERAGE PER FACULTY			11.1	40.7	44.2	4.3	8.9	10.7	2.2	4.9	5.8	

English - Faculty Courses & Hours

Fall 2006 - Spring 2007			All Types								
E&G Faculty Member	Class	FTE	SCH		TOTAL	Headcount		TOTAL	Sections		TOTAL
			UGrad	Grad	SCH	UGrad	Grad	HC	UGrad	Grad	#Sec.
BAGGOT	9003	2.11	135.0	101.0	236.0	45.0	33.0	78.0	4.0	7.0	11.0
BELIEU	9003	1.98	121.0	61.0	182.0	41.0	18.0	59.0	5.0	3.0	8.0
BERRY	9001	2.05	-	120.0	120.0	-	38.0	38.0	-	8.0	8.0
BOEHRER	9001	1.99	174.0	71.0	245.0	58.0	16.0	74.0	2.0	7.0	9.0
BUTLER	9001	1.99	60.0	157.0	217.0	20.0	39.0	59.0	1.0	12.0	13.0
COLDIRON	9002	1.00	222.0	-	222.0	74.0	-	74.0	2.0	-	2.0
COOPER	9002	2.00	69.0	24.0	93.0	23.0	3.0	26.0	4.0	3.0	7.0
DAILEADER	9001	2.00	252.0	39.0	291.0	84.0	11.0	95.0	3.0	2.0	5.0
EDWARDS	9003	2.06	324.0	76.0	400.0	108.0	20.0	128.0	4.0	6.0	10.0
EPSTEIN	9003	2.09	165.0	63.0	228.0	55.0	29.0	84.0	4.0	5.0	9.0
FAULK	9002	2.02	438.0	61.0	499.0	146.0	20.0	166.0	8.0	10.0	18.0
FENSTERMAKER	9001	2.01	124.0	149.0	273.0	42.0	47.0	89.0	6.0	14.0	20.0
FLECKENSTEIN	9002	2.00	166.0	34.0	200.0	56.0	11.0	67.0	5.0	2.0	7.0
FOWLER	9001	2.00	909.0	1.0	910.0	303.0	1.0	304.0	10.0	1.0	11.0
GARDNER	9002	2.02	196.0	36.0	232.0	66.0	11.0	77.0	4.0	1.0	5.0
GONTARSKI	9001	2.07	225.0	112.0	337.0	75.0	34.0	109.0	3.0	10.0	13.0
GOODMAN	9003	2.03	135.0	51.0	186.0	45.0	16.0	61.0	4.0	2.0	6.0
GREY II	9004	2.00	873.0	-	873.0	291.0	-	291.0	9.0	-	9.0
HALL	9004	2.00	1,041.0	-	1,041.0	347.0	-	347.0	10.0	-	10.0
HANSON	9003	1.93	318.0	41.0	359.0	106.0	14.0	120.0	3.0	2.0	5.0
HENLEY	9004	2.00	660.0	-	660.0	220.0	-	220.0	8.0	-	8.0
JENKINS	9004	2.00	636.0	-	636.0	212.0	-	212.0	8.0	-	8.0
JOHNSON	9001	2.01	1,277.0	300.0	1,577.0	781.0	43.0	824.0	46.0	14.0	60.0
KIMBRELL	9002	2.00	228.0	16.0	244.0	76.0	4.0	80.0	3.0	4.0	7.0
KIRBY	9001	2.03	57.0	158.0	215.0	19.0	31.0	50.0	1.0	6.0	7.0
LOOMIS	9121	1.98	654.0	125.0	779.0	253.0	71.0	324.0	7.0	4.0	11.0
MCGREGORY	9002	2.00	297.0	81.0	378.0	99.0	21.0	120.0	4.0	6.0	10.0
MIKKELSEN	9003	0.97	48.0	21.0	69.0	16.0	6.0	22.0	1.0	1.0	2.0
MONTGOMERY	9002	2.00	271.0	76.0	347.0	91.0	22.0	113.0	6.0	8.0	14.0
MOORE	9002	2.01	60.0	86.0	146.0	20.0	25.0	45.0	2.0	9.0	11.0
NEAL	9003	2.00	117.0	42.0	159.0	39.0	13.0	52.0	4.0	2.0	6.0
NEWTON	9004	2.00	612.0	-	612.0	204.0	-	204.0	8.0	-	8.0
O'ROURKE	9001	2.01	400.0	64.0	464.0	134.0	16.0	150.0	6.0	3.0	9.0
PICART	9002	2.03	229.0	30.0	259.0	78.0	10.0	88.0	8.0	1.0	9.0
RAI	9003	2.01	150.0	68.0	218.0	50.0	16.0	66.0	2.0	8.0	10.0
REED	9004	2.00	966.0	-	966.0	322.0	-	322.0	13.0	-	13.0
ROBERTS	9001	1.99	262.0	39.0	301.0	89.0	13.0	102.0	6.0	2.0	8.0
SALADIN-ADAMS	9002	1.00	-	3.0	3.0	-	1.0	1.0	-	1.0	1.0
SHACOCCHIS	9120	1.05	-	30.0	30.0	-	10.0	10.0	-	1.0	1.0
SHINN	9003	2.00	3.0	45.0	48.0	1.0	8.0	9.0	1.0	8.0	9.0
STEINMETZ	9004	2.00	978.0	-	978.0	326.0	-	326.0	10.0	-	10.0
STUCKEY-FRENCH	9002	2.00	-	36.0	36.0	-	4.0	4.0	-	2.0	2.0
STUCKEY-FRENCH	9003	2.02	3.0	105.0	108.0	1.0	34.0	35.0	1.0	3.0	4.0
SUAREZ	9001	2.00	304.0	45.0	349.0	103.0	16.0	119.0	12.0	6.0	18.0
TAYLOR	9001	2.00	180.0	30.0	210.0	60.0	9.0	69.0	2.0	2.0	4.0
TEAGUE	9120	1.97	57.0	73.0	130.0	19.0	68.0	87.0	2.0	3.0	5.0
TREHARNE	9001	1.02	63.0	27.0	90.0	21.0	8.0	29.0	1.0	1.0	2.0
VANN	9003	1.99	117.0	82.0	199.0	39.0	26.0	65.0	2.0	4.0	6.0
VITKUS	9002	2.01	156.0	69.0	225.0	52.0	16.0	68.0	4.0	6.0	10.0
WALKER	9002	2.00	74.0	94.0	168.0	31.0	24.0	55.0	2.0	10.0	12.0
WARD	9003	1.98	345.0	69.0	414.0	115.0	16.0	131.0	5.0	6.0	11.0
WARREN	9002	2.00	111.0	479.0	590.0	37.0	257.0	294.0	1.0	17.0	18.0
WINEGARDNER	9001	2.03	129.0	115.0	244.0	54.0	25.0	79.0	3.0	8.0	11.0
YANCEY	9001	2.05	9.0	64.0	73.0	9.0	17.0	26.0	1.0	5.0	6.0
TOTALS			15,400.0	3,669.0	19,069.0	5,556.0	1,191.0	6,747.0	271.0	246.0	517.0
AVERAGE PER FACULTY			308.0	79.8	353.1	111.1	25.9	124.9	5.4	5.3	9.6

English - Faculty Courses & Hours

Fall 2010 - Spring 2011			Organized Classes (C,D,L)								
E&G Faculty Member	Class	FTE	SCH		Total	Headcount		Total	Sections		Total
			UGrad	Grad	SCH	UGrad	Grad	HC	UGrad	Grad	#Sec.
BAGGOT	9002	1.00	-	-	-	-	-	-	-	-	-
BATTISTINI	9004	0.50	231.0	-		77.0	-	77.0	2.0	-	
BELIEU	9002	2.00	54.0	36.0	90.0	18.0	12.0	30.0	1.0	1.0	2.0
BERRY	9001	1.00	-	-	-	-	-	-	-	-	-
BOEHRER	9001	2.00	276.0	-	276.0	92.0	-	92.0	3.0	-	3.0
BURKE	9001	2.00	102.0	45.0	147.0	34.0	15.0	49.0	1.0	1.0	2.0
BUTLER	9001	2.00	66.0	42.0	108.0	22.0	14.0	36.0	1.0	1.0	2.0
COLDIRON	9001	0.01	-	-	-	-	-	-	-	-	-
DAILEADER	9001	2.00	237.0	30.0	267.0	79.0	10.0	89.0	3.0	1.0	4.0
EDWARDS	9002	2.00	303.0	42.0	345.0	101.0	14.0	115.0	4.0	1.0	5.0
EPSTEIN	9002	2.00	312.0	51.0	363.0	104.0	17.0	121.0	3.0	1.0	4.0
FAULK	9002	2.00	246.0	60.0	306.0	82.0	20.0	102.0	2.0	1.0	3.0
FLECKENSTEIN	9001	2.00	543.0	66.0	609.0	181.0	28.0	209.0	2.0	2.0	4.0
FYFE	9003	2.00	204.0	8.0	212.0	68.0	8.0	76.0	2.0	2.0	4.0
GANTS	9002	2.00	338.0	46.0	384.0	112.0	24.0	136.0	3.0	3.0	6.0
GARDNER	9002	2.00	216.0	45.0	261.0	72.0	15.0	87.0	3.0	1.0	4.0
GARRIGA	9004	2.00	516.0	-	516.0	172.0	-	172.0	8.0	-	8.0
GONTARSKI	9001	1.90	57.0	3.0	60.0	19.0	1.0	20.0	3.0	1.0	4.0
GOODMAN	9002	2.00	123.0	30.0	153.0	41.0	10.0	51.0	2.0	2.0	4.0
HAMBY	9120	0.50	-	-	-	-	-	-	-	-	-
HANSON	9002	2.00	246.0	45.0	291.0	82.0	15.0	97.0	3.0	2.0	5.0
IKARD	9003	2.00	1,041.0	15.0	1,056.0	347.0	5.0	352.0	4.0	1.0	5.0
JOHNSON	9001	2.00	621.0	17.0	638.0	207.0	6.0	213.0	5.0	2.0	7.0
KIMBRELL	9002	2.00	756.0	27.0	783.0	262.0	9.0	271.0	6.0	1.0	7.0
KIRBY	9001	2.00	162.0	39.0	201.0	54.0	13.0	67.0	3.0	1.0	4.0
LATHAN	9003	1.00	108.0	-	108.0	36.0	-	36.0	2.0	-	2.0
MCFEATERS	9004	2.00	822.0	-	822.0	274.0	-	274.0	8.0	-	8.0
MCGREGORY	9002	2.00	141.0	27.0	168.0	47.0	9.0	56.0	3.0	1.0	4.0
MONTGOMERY	9002	2.00	261.0	30.0	291.0	87.0	10.0	97.0	3.0	1.0	4.0
MOORE	9002	2.00	191.0	27.0	218.0	151.0	9.0	160.0	8.0	1.0	9.0
NEAL	9003	2.00	543.0	55.0	598.0	181.0	31.0	212.0	4.0	2.0	6.0
O'ROURKE	9001	2.00	282.0	45.0	327.0	94.0	15.0	109.0	3.0	1.0	4.0
OUTKA	9002	2.00	255.0	53.0	308.0	85.0	38.0	123.0	3.0	4.0	7.0
PARRISH	9001	2.00	210.0	48.0	258.0	70.0	16.0	86.0	1.0	1.0	2.0
PATTERSON	9003	0.18	-	-	-	-	-	-	-	-	-
ROBERTS	9001	2.00	348.0	18.0	366.0	116.0	6.0	122.0	2.0	1.0	3.0
SALADIN-ADAMS	9002	2.00	324.0	36.0	360.0	108.0	12.0	120.0	4.0	1.0	5.0
SPILLER	9001	2.00	105.0	48.0	153.0	35.0	16.0	51.0	1.0	1.0	2.0
STUCKEY-FRENCH	9002	2.00	150.0	42.0	192.0	50.0	14.0	64.0	3.0	1.0	4.0
STUCKEY-FRENCH	9003	2.00	198.0	60.0	258.0	66.0	20.0	86.0	3.0	1.0	4.0
SUAREZ	9001	2.00	264.0	45.0	309.0	88.0	15.0	103.0	3.0	1.0	4.0
TAYLOR	9001	2.00	171.0	33.0	204.0	58.0	11.0	69.0	2.0	1.0	3.0
TEAGUE	9166	2.00	234.0	84.0	318.0	78.0	84.0	162.0	4.0	2.0	6.0
TREHARNE	9001	2.00	555.0	59.0	614.0	185.0	41.0	226.0	2.0	2.0	4.0
VITKUS	9002	2.00	48.0	85.0	133.0	16.0	35.0	51.0	1.0	3.0	4.0
WALKER	9001	2.00	585.0	45.0	630.0	195.0	15.0	210.0	4.0	2.0	6.0
WARD	9002	2.00	267.0	39.0	306.0	89.0	13.0	102.0	3.0	2.0	5.0
WARREN	9001	2.00	-	182.0	182.0	-	182.0	182.0	-	3.0	3.0
WINEGARDNER	9001	2.00	57.0	151.0	208.0	19.0	102.0	121.0	1.0	4.0	5.0
YANCEY	9001	2.00	85.0	183.0	268.0	42.0	97.0	139.0	4.0	9.0	13.0
TOTALS			12,854.0	2,042.0	14,665.0	4,396.0	1,027.0	5,423.0	136.0	70.0	206.0
AVERAGE PER FACULTY			292.1	51.1	333.3	99.9	25.7	120.5	3.1	1.8	4.7

English - Faculty Courses & Hours

Fall 2010 - Spring 2011			Individualized (G,T,I,O,P,R,S,Z)								
E&G Faculty Member	Class	FTE	SCH		Total	Headcount		Total	Sections		Total
			UGrad	Grad	SCH	UGrad	Grad	HC	UGrad	Grad	#Sec.
BAGGOT	9002	1.00	-	28.0	28.0	-	4.0	4.0	-	2.0	2.0
BATTISTINI	9004	0.50	-	-	-	-	-	-	-	-	-
BELIEU	9002	2.00	-	46.0	46.0	-	7.0	7.0	-	5.0	5.0
BERRY	9001	1.00	-	1.0	1.0	-	1.0	1.0	-	1.0	1.0
BOEHRER	9001	2.00	-	20.0	20.0	-	2.0	2.0	-	2.0	2.0
BURKE	9001	2.00	-	32.0	32.0	-	4.0	4.0	-	1.0	1.0
BUTLER	9001	2.00	-	46.0	46.0	-	10.0	10.0	-	7.0	7.0
COLDIRON	9001	0.01	-	5.0	5.0	-	1.0	1.0	-	1.0	1.0
DAILEADER	9001	2.00	-	5.0	5.0	-	3.0	3.0	-	3.0	3.0
EDWARDS	9002	2.00	15.0	22.0	37.0	5.0	4.0	9.0	4.0	4.0	8.0
EPSTEIN	9002	2.00	-	77.0	77.0	-	11.0	11.0	-	4.0	4.0
FAULK	9002	2.00	-	17.0	17.0	-	2.0	2.0	-	2.0	2.0
FLECKENSTEIN	9001	2.00	5.0	40.0	45.0	2.0	7.0	9.0	2.0	5.0	7.0
FYFE	9003	2.00	-	-	-	-	-	-	-	-	-
GANTS	9002	2.00	-	-	-	-	-	-	-	-	-
GARDNER	9002	2.00	-	2.0	2.0	-	1.0	1.0	-	1.0	1.0
GARRIGA	9004	2.00	-	-	-	-	-	-	-	-	-
GONTARSKI	9001	1.90	3.0	48.0	51.0	1.0	9.0	10.0	1.0	5.0	6.0
GOODMAN	9002	2.00	-	34.0	34.0	-	6.0	6.0	-	5.0	5.0
HAMBY	9120	0.50	12.0	12.0	24.0	4.0	2.0	6.0	2.0	1.0	3.0
HANSON	9002	2.00	-	-	-	-	-	-	-	-	-
IKARD	9003	2.00	-	32.0	32.0	-	4.0	4.0	-	3.0	3.0
JOHNSON	9001	2.00	-	29.0	29.0	2.0	8.0	10.0	2.0	4.0	6.0
KIMBRELL	9002	2.00	6.0	29.0	35.0	1.0	7.0	8.0	1.0	7.0	8.0
KIRBY	9001	2.00	3.0	57.0	60.0	-	8.0	8.0	-	5.0	5.0
LATHAN	9003	1.00	-	-	-	-	-	-	-	-	-
MCFEATERS	9004	2.00	-	-	-	-	-	-	-	-	-
MCGREGORY	9002	2.00	-	-	-	2.0	-	2.0	2.0	-	2.0
MONTGOMERY	9002	2.00	5.0	50.0	55.0	-	12.0	12.0	-	7.0	7.0
MOORE	9002	2.00	-	54.0	54.0	-	8.0	8.0	-	4.0	4.0
NEAL	9003	2.00	-	21.0	21.0	-	6.0	6.0	-	2.0	2.0
O'ROURKE	9001	2.00	-	4.0	4.0	-	2.0	2.0	-	2.0	2.0
OUTKA	9002	2.00	-	40.0	40.0	-	8.0	8.0	-	7.0	7.0
PARRISH	9001	2.00	9.0	14.0	23.0	3.0	3.0	6.0	3.0	3.0	6.0
PATTERSON	9003	0.18	-	8.0	8.0	-	1.0	1.0	-	1.0	1.0
ROBERTS	9001	2.00	-	30.0	30.0	-	4.0	4.0	-	4.0	4.0
SALADIN-ADAMS	9002	2.00	431.0	28.0	459.0	160.0	13.0	173.0	2.0	2.0	4.0
SPILLER	9001	2.00	-	17.0	17.0	-	2.0	2.0	-	2.0	2.0
STUCKEY-FRENCH	9002	2.00	-	86.0	86.0	-	18.0	18.0	-	7.0	7.0
STUCKEY-FRENCH	9003	2.00	6.0	-	6.0	2.0	-	2.0	2.0	-	2.0
SUAREZ	9001	2.00	3.0	2.0	5.0	1.0	1.0	2.0	1.0	1.0	2.0
TAYLOR	9001	2.00	-	32.0	32.0	-	5.0	5.0	-	5.0	5.0
TEAGUE	9166	2.00	-	-	-	-	-	-	-	-	-
TREHARNE	9001	2.00	6.0	17.0	23.0	2.0	5.0	7.0	2.0	3.0	5.0
VITKUS	9002	2.00	-	30.0	30.0	-	4.0	4.0	-	4.0	4.0
WALKER	9001	2.00	6.0	59.0	65.0	2.0	8.0	10.0	2.0	6.0	8.0
WARD	9002	2.00	-	32.0	32.0	-	5.0	5.0	-	4.0	4.0
WARREN	9001	2.00	6.0	55.0	61.0	2.0	7.0	9.0	2.0	5.0	7.0
WINEGARDNER	9001	2.00	-	90.0	90.0	-	20.0	20.0	-	4.0	4.0
YANCEY	9001	2.00	31.0	60.0	91.0	15.0	11.0	26.0	2.0	6.0	8.0
TOTALS			547.0	1,311.0	1,858.0	204.0	244.0	448.0	30.0	147.0	177.0
AVERAGE PER FACULTY			36.5	32.8	45.3	13.6	6.1	10.7	2.0	3.7	4.2

English - Faculty Courses & Hours

Fall 2010 - Spring 2011			All Types								
E&G Faculty Member	Class	FTE	SCH		TOTAL	Headcount		TOTAL	Sections		TOTAL
			UGrad	Grad	SCH	UGrad	Grad	HC	UGrad	Grad	#Sec.
BAGGOT	9002	1.00	-	28.0	28.0	-	4.0	4.0	-	2.0	2.0
BATTISTINI	9004	0.50	231.0	-	231.0	77.0	-	77.0	2.0	-	2.0
BELIEU	9002	2.00	54.0	82.0	136.0	18.0	19.0	37.0	1.0	6.0	7.0
BERRY	9001	1.00	-	1.0	1.0	-	1.0	1.0	-	1.0	1.0
BOEHRER	9001	2.00	276.0	20.0	296.0	92.0	2.0	94.0	3.0	2.0	5.0
BURKE	9001	2.00	102.0	77.0	179.0	34.0	19.0	53.0	1.0	2.0	3.0
BUTLER	9001	2.00	66.0	88.0	154.0	22.0	24.0	46.0	1.0	8.0	9.0
COLDIRON	9001	0.01	-	5.0	5.0	-	1.0	1.0	-	1.0	1.0
DAILEADER	9001	2.00	237.0	35.0	272.0	79.0	13.0	92.0	3.0	4.0	7.0
EDWARDS	9002	2.00	318.0	64.0	382.0	106.0	18.0	124.0	8.0	5.0	13.0
EPSTEIN	9002	2.00	312.0	128.0	440.0	104.0	28.0	132.0	3.0	5.0	8.0
FAULK	9002	2.00	246.0	77.0	323.0	82.0	22.0	104.0	2.0	3.0	5.0
FLECKENSTEIN	9001	2.00	548.0	106.0	654.0	183.0	35.0	218.0	4.0	7.0	11.0
FYFE	9003	2.00	204.0	8.0	212.0	68.0	8.0	76.0	2.0	2.0	4.0
GANTS	9002	2.00	338.0	46.0	384.0	112.0	24.0	136.0	3.0	3.0	6.0
GARDNER	9002	2.00	216.0	47.0	263.0	72.0	16.0	88.0	3.0	2.0	5.0
GARRIGA	9004	2.00	516.0	-	516.0	172.0	-	172.0	8.0	-	8.0
GONTARSKI	9001	1.90	60.0	51.0	111.0	20.0	10.0	30.0	4.0	6.0	10.0
GOODMAN	9002	2.00	123.0	64.0	187.0	41.0	16.0	57.0	2.0	7.0	9.0
HAMBY	9120	0.50	12.0	12.0	24.0	4.0	2.0	6.0	2.0	1.0	3.0
HANSON	9002	2.00	246.0	45.0	291.0	82.0	15.0	97.0	3.0	2.0	5.0
IKARD	9003	2.00	1,041.0	47.0	1,088.0	347.0	9.0	356.0	4.0	4.0	8.0
JOHNSON	9001	2.00	621.0	46.0	667.0	209.0	14.0	223.0	7.0	6.0	13.0
KIMBRELL	9002	2.00	762.0	56.0	818.0	263.0	16.0	279.0	7.0	8.0	15.0
KIRBY	9001	2.00	165.0	96.0	261.0	54.0	21.0	75.0	3.0	6.0	9.0
LATHAN	9003	1.00	108.0	-	108.0	36.0	-	36.0	2.0	-	2.0
MCFEATERS	9004	2.00	822.0	-	822.0	274.0	-	274.0	8.0	-	8.0
MCGREGORY	9002	2.00	141.0	27.0	168.0	49.0	9.0	58.0	5.0	1.0	6.0
MONTGOMERY	9002	2.00	266.0	80.0	346.0	87.0	22.0	109.0	3.0	8.0	11.0
MOORE	9002	2.00	191.0	81.0	272.0	151.0	17.0	168.0	8.0	5.0	13.0
NEAL	9003	2.00	543.0	76.0	619.0	181.0	37.0	218.0	4.0	4.0	8.0
O'ROURKE	9001	2.00	282.0	49.0	331.0	94.0	17.0	111.0	3.0	3.0	6.0
OUTKA	9002	2.00	255.0	93.0	348.0	85.0	46.0	131.0	3.0	11.0	14.0
PARRISH	9001	2.00	219.0	62.0	281.0	73.0	19.0	92.0	4.0	4.0	8.0
PATTERSON	9003	0.18	-	8.0	8.0	-	1.0	1.0	-	1.0	1.0
ROBERTS	9001	2.00	348.0	48.0	396.0	116.0	10.0	126.0	2.0	5.0	7.0
SALADIN-ADAMS	9002	2.00	755.0	64.0	819.0	268.0	25.0	293.0	6.0	3.0	9.0
SPILLER	9001	2.00	105.0	65.0	170.0	35.0	18.0	53.0	1.0	3.0	4.0
STUCKEY-FRENCH	9002	2.00	150.0	128.0	278.0	50.0	32.0	82.0	3.0	8.0	11.0
STUCKEY-FRENCH	9003	2.00	204.0	60.0	264.0	68.0	20.0	88.0	5.0	1.0	6.0
SUAREZ	9001	2.00	267.0	47.0	314.0	89.0	16.0	105.0	4.0	2.0	6.0
TAYLOR	9001	2.00	171.0	65.0	236.0	58.0	16.0	74.0	2.0	6.0	8.0
TEAGUE	9166	2.00	234.0	84.0	318.0	78.0	84.0	162.0	4.0	2.0	6.0
TREHARNE	9001	2.00	561.0	76.0	637.0	187.0	46.0	233.0	4.0	5.0	9.0
VITKUS	9002	2.00	48.0	115.0	163.0	16.0	39.0	55.0	1.0	7.0	8.0
WALKER	9001	2.00	591.0	104.0	695.0	197.0	23.0	220.0	6.0	8.0	14.0
WARD	9002	2.00	267.0	71.0	338.0	89.0	18.0	107.0	3.0	6.0	9.0
WARREN	9001	2.00	6.0	237.0	243.0	2.0	189.0	191.0	2.0	8.0	10.0
WINEGARDNER	9001	2.00	57.0	241.0	298.0	19.0	122.0	141.0	1.0	8.0	9.0
YANCEY	9001	2.00	116.0	243.0	359.0	57.0	108.0	165.0	6.0	15.0	21.0
TOTALS			13,401.0	3,353.0	16,754.0	4,600.0	1,271.0	5,871.0	166.0	217.0	383.0
AVERAGE PER FACULTY			291.3	72.9	335.1	100.0	27.6	117.4	3.6	4.7	7.7

**Operating Budget E&G Position FTE and Rate Totals
By Pay Plan, Month Type, Filled/Vacant, and Rank**

College of Arts & Sciences

English

		2007-08	2008-09	2009-10	2010-11	2011-12
Total All Pay Plans	FTE	73.15	67.00	67.21	64.02	65.92
	Person Years	50.20	46.28	44.76	44.43	46.62
	Current Rate	\$3,876,533	\$3,681,479	\$3,799,136	\$3,836,626	\$3,975,458
Filled 9- & 12-Month Faculty	FTE	47.50	45.00	45.00	42.00	44.00
	Person Years	35.99	34.13	34.13	31.63	34.14
	Current Rate	\$3,252,395	\$3,197,085	\$3,348,149	\$3,305,161	\$3,467,063
Vacant & Reserve Faculty	FTE	6.00	2.00	1.00	3.00	3.00
	Person Years	4.11	1.12	0.37	2.12	2.49
	Current Rate	\$242,024	\$67,928	\$45,098	\$128,838	\$119,979
Summer Faculty	FTE	10.65	10.00	12.21	9.02	9.92
	Person Years	1.10	1.03	1.26	0.93	0.99
	Current Rate	\$96,210	\$95,687	\$110,992	\$91,639	\$90,724
Filled Support	FTE	9.00	10.00	9.00	8.00	9.00
	Person Years	9.00	10.00	9.00	8.00	9.00
	Current Rate	\$285,904	\$320,779	\$294,897	\$267,289	\$297,692
Vacant & Reserve Support	FTE				1.00	
	Person Years				1.00	
	Current Rate				\$19,700	
9 MONTH FACULTY	FTE				1.00	
	Person Years				0.75	
	Current Rate				\$24,000	

Source: Academic Profile 4.1 with OMNI account

E & G Expenditures by Budget Category, By Major Object code, Departments within School

College of Arts & Sciences

English

Category Code	Object Code	2006-07	2007-08	2008-09	2009-10	2010-11
SALARY	FACULTY	\$3,010,261	\$3,484,401	\$3,487,303	\$3,442,762	\$3,359,687
	A&P	\$122,085	\$141,649	\$115,807	\$110,602	\$119,326
	USPS	\$154,855	\$158,024	\$185,231	\$175,059	\$178,787
	FRINGE BENEFITS	\$913,840	\$1,052,924	\$1,070,671	\$1,102,102	\$1,068,039
	OTHER SALARY	\$5,258	\$1,309			
SALARY		\$4,206,299	\$4,838,307	\$4,859,012	\$4,830,525	\$4,725,839
EXPENSE	CONSULTING & OTHER	\$28,532	\$26,460	\$19,618	\$1,350	\$12,951
	EDUCATIONAL SUPPLIES	\$91		\$1,235	\$429	\$1,150
	EQUIPMENT & BOOKS	\$8,287	\$1,922	\$2,353	\$14,547	\$5,920
	EXPENSE OTHER	\$9,354	\$8,902			
	OFFICE SUPPLIES	\$17,425	\$20,027	\$12,544	\$8,046	\$11,173
	OTHER CURRENT CHARGES	\$6,505	\$3,060	\$190		\$1,623
	OTHER MATERIALS & SUPPLIES	\$1,127	\$1,093	\$231	\$325	\$922
	PRINTING	\$10,029	\$3,849	\$1,884	\$1,378	\$127
	REPAIRS & MAINTENANCE	\$4,045	\$5,814	\$6,408	\$2,796	\$2,560
	TELEPHONE	\$39,082	\$34,598	\$30,350	\$11,678	\$9,460
	TRAVEL	\$59,379	\$46,305	\$62,502	\$52,745	\$46,704
	POSTAGE			\$7,178	\$4,450	\$5,075
EXPENSE		\$183,856	\$152,030	\$144,493	\$97,744	\$97,665
OPS	FRINGE BENEFITS	\$8,728	\$5,716	\$7,322		
	FACULTY ADJUNCTS	\$208,750	\$89,778	\$170,539		
	GRAD ASST	\$1,720,790	\$1,439,675	\$1,385,837	\$1,524,077	\$1,728,385
	OPS OTHER	\$4,277			\$979	\$1,530
	STUDENT ASST	\$5,391	\$4,068	\$480	\$8,018	\$8,722
	ADJUNCT FACULTY				\$162,372	\$115,969
	OPS FACULTY				\$35,061	\$45,272
	OPS FRINGE BENEFITS				\$8,033	\$7,767
OPS		\$1,947,936	\$1,539,237	\$1,564,178	\$1,738,540	\$1,907,645
OCO	DATA PROCESSING EQUIPMENT	\$2,826				
OCO		\$2,826				
	Department Total:	\$6,340,917	\$6,529,574	\$6,567,683	\$6,666,809	\$6,731,149

Program : English

Number of students who entered the program between 1999 and 2009					Record the number who within the various time spans listed below completed degree within given number of years after enrolling								
	Number of entering doctoral students	Number of students who left the program without a master's or doctoral degree	Number of students who left the program after receiving a master's degree or specialist	Number of students admitted to doctoral candidacy	3 years or less	4 years	5 years	6 years	7 years	8 years	9 years	10 years or more	Number still enrolled after 10 years
1999-2000	16	2		14		4	1	2		3		3	
2000-2001	19	2		19	3	1	3	2	1	2	3		
2001-2002	15	3		13		1	4	4	2	1			
2002-2003	16	1	1	14		2	1	4		2	2		
2003-2004	22	4	1	18	1	3	2	2	3	3			
2004-2005	13			13	1		4	4	1				
2005-2006	17	2		15		1	7	1	1				
2006-2007	19	4		14		2	7						
2007-2008	21	2		19			6						
2008-2009	16	1		12									
2009-2010	24			2									

**Quality Enhancement Review
Unit Accomplishment Summary
Teaching and Research Overview
2010-2011**

**Name of Program:
English**

Faculty member	Instructional assignment (%)	Number of organized courses taught (C,D,L)	Number of individualized courses (G,T,I,O,P,R,S,Z)	Instructional contact hours	Number of directed individual studies (DIS)	Number of PhD students supervised	Research assignment (%)	NRC-countable publications and/or creative products	ALL SOURCES			
									Number of proposals submitted	Number of proposals funded	Total grant funds awarded	Number of honors and awards
BAGGOTT		0.0	2.0	4.0								
BATTISTINI		2.0	0.0	6.0								
BELIEU		2.0	5.0	12.0								
BERRY		0.0	1.0	0.5								
BOEHRER		3.0	2.0	11.0								
BURKE		2.0	1.0	10.0								
BUTLER		2.0	7.0	13.5								
COLDIRON		0.0	1.0	1.0								
DAILEADER		4.0	3.0	14.5								
EDWARDS		5.0	8.0	21.0								
EPSTEIN		4.0	4.0	22.0								
FAULK		3.0	2.0	11.0								
FLECKENSTEIN		4.0	7.0	16.5								
FYFE		4.0	0.0	8.0								
GANTS		6.0	0.0	14.0								
GARDNER		4.0	1.0	13.0								
GARRIGA		8.0	0.0	24.0								
GONTARSKI		4.0	6.0	24.0								
GOODMAN		4.0	5.0	19.5								
HAMBY		0.0	3.0	4.0								
HANSON		5.0	0.0	18.0								
IKARD		5.0	3.0	19.0								
JOHNSON		7.0	4.0	32.0								
KIMBRELL		7.0	9.0	26.0								
KIRBY		4.0	6.0	20.0								
LATHAN		2.0	0.0	6.0								
MCFEATERS		8.0	0.0	24.0								
MCGREGORY		4.0	0.0	12.0								
MONTGOMERY		4.0	9.0	25.0								
MOORE		9.0	4.0	16.0								
NEAL		6.0	2.0	22.0								
O'ROURKE		4.0	2.0	14.0								

**Quality Enhancement Review
Unit Accomplishment Summary
Teaching and Research Overview
2010-2011**

**Name of Program:
English**

OUTKA		7.0	7.0	27.0								
PARRISH		2.0	6.0	9.0								
PATTERSON		0.0	1.0	1.0								
ROBERTS		3.0	4.0	12.0								
SALADIN-ADAMS		5.0	4.0	153.4								
SPILLER		2.0	2.0	8.0								
STUCKEY-FRENCH		4.0	7.0	27.0								
STUCKEY-FRENCH		4.0	2.0	13.0								
SUAREZ		4.0	2.0	13.0								
TAYLOR		3.0	5.0	12.5								
TEAGUE		6.0	0.0	14.0								
TREHARINE		4.0	5.0	15.5								
VITKUS		4.0	4.0	14.0								
WALKER		6.0	8.0	26.5								
WARD		5.0	4.0	22.0								
WARREN		3.0	7.0	11.0								
WINEGARDNER		5.0	4.0	33.0								
YANCEY		13.0	8.0	49.5								
SUM		206.0	177.0	944.9								
MEAN		4.1	3.5	18.9								
MEDIAN		4.0	3.5	14.0								

**Quality Enhancement Review
Unit Accomplishment Summary
Instructional Activities
2010-2011**

Name of Program: English

Faculty member	Instructional assignment (%)	Number of organized courses taught (C,D,L)	Total enrollment	Number of individualized courses (G,T,I,O,P,R,S,Z)	Total enrollment	Total instructional contact hours	Total student credit hours	Number of honors courses	Number of thesis/dissertation student committees
BAGGOTT		0.0	0.0	2.0	4	4.0	28.0		
BATTISTINI		2.0	77.0	0.0	0	6.0	231.0		
BELIEU		2.0	30.0	5.0	7	12.0	136.0		
BERRY		0.0	0.0	1.0	1	0.5	1.0		
BOEHRER		3.0	92.0	2.0	2	11.0	296.0		
BURKE		2.0	49.0	1.0	4	10.0	179.0		
BUTLER		2.0	36.0	7.0	10	13.5	154.0		
COLDIRON		0.0	0.0	1.0	1	1.0	5.0		
DAILEADER		4.0	89.0	3.0	3	14.5	272.0		
EDWARDS		5.0	115.0	8.0	9	21.0	382.0		
EPSTEIN		4.0	121.0	4.0	11	22.0	440.0		
FAULK		3.0	102.0	2.0	2	11.0	323.0		
FLECKENSTEIN		4.0	209.0	7.0	9	16.5	654.0		
FYFE		4.0	76.0	0.0	0	8.0	212.0		
GANTS		6.0	136.0	0.0	0	14.0	384.0		
GARDNER		4.0	87.0	1.0	1	13.0	263.0		
GARRIGA		8.0	172.0	0.0	0	24.0	516.0		
GONTARSKI		4.0	20.0	6.0	10	24.0	111.0		
GOODMAN		4.0	51.0	5.0	6	19.5	187.0		
HAMBY		0.0	0.0	3.0	6	4.0	24.0		
HANSON		5.0	97.0	0.0	0	18.0	291.0		
IKARD		5.0	352.0	3.0	4	19.0	1088.0		
JOHNSON		7.0	213.0	4.0	8	32.0	667.0		
KIMBRELL		7.0	271.0	9.0	9	26.0	818.0		
KIRBY		4.0	67.0	6.0	9	20.0	261.0		
LATHAN		2.0	36.0	0.0	0	6.0	108.0		
MCFEATERS		8.0	274.0	0.0	0	24.0	822.0		
MCGREGORY		4.0	56.0	0.0	0	12.0	168.0		
MONTGOMERY		4.0	97.0	9.0	14	25.0	346.0		
MOORE		9.0	160.0	4.0	8	16.0	272.0		
NEAL		6.0	212.0	2.0	6	22.0	619.0		
O'ROURKE		4.0	109.0	2.0	2	14.0	331.0		

