

# Philosophy Data Booklet

Spring Term 2012  
Quality Enhancement  
Review

Prepared by the Office of Institutional Research



**Philosophy**  
**SPRING TERM 2012**

Most recent available statistics

		Report Page No(s)
Degrees Offered	3	1
Faculty	14	2
Majors (Fall 2011 Headcount)		
Undergraduate	149	3
Graduate - Masters	3	3
Graduate - Specialist	-	3
Graduate - Doctorate	41	3
Total	193	3
2010-2011 Degrees Awarded		
Bachelors	43	5
Masters	3	5
Specialist	-	5
Doctorate	3	5
Total	49	5
Average Class Size (Fall 2010)		
Undergraduate		
Lower - classroom	66.0	7
Upper - classroom	40.2	7
Graduate - classroom	-	7
Credit Hours - Annual (2010-2011)		
Fundable	13,859	8
Non-fundable	291	9
Total	14,150	10
University (fundable)	1,074,302	SIF*
2010-2011 Department Fundable Hours As Percent of University Fundable Hours	1.3%	calculated
Student FTE's- Annual (state fundable 2010-2011)		
Lower	192.5	8
Upper	125.3	8
Grad I	4.9	8
Grad II	30.9	8
Total	353.6	8
Credit Hours Percentages by Instructor Type (Fall 2010)		11
Faculty	47.1%	calculated
OPS Regular Faculty	0.0%	calculated
OPS Faculty Adjuncts	2.7%	calculated
Graduate Assistants	50.2%	calculated
A&P/USPS	0.0%	calculated
Phased Retirement	0.0%	calculated
Others	0.0%	calculated
Average Total Credit Hours Taught per Faculty FTE (All Hours, 2010-2011)		
Fall Term	340.7	11
Spring Term	265.0	11
Academic Year	605.7	calculated
Annual Student FTE's Taught by all Faculty (Fall & Spring total hrs converted to annual FTE's, 2010-2011)		15
Undergraduate (academic year hours/40)	179.4	calculated
Graduate (academic year hours/32)	26.1	calculated
Total	205.5	calculated

*Note: most statistics are based on the Philosophy Department account 083xxx. Related accounts may not be included in expenditures and in faculty courses and hours taught. \*SIF=Student Information File*

# Philosophy

## Spring Term 2012

### Table of Contents

	<u>Page</u>
Degree Programs .....	1
The Faculty.....	2
Enrollment by major .....	3
Degrees Awarded.....	5
Average Class Size .....	7
Credit Hours by Semester/Fall & Spring/Annual	
Fundable .....	8
Non-fundable.....	9
Total .....	10
Credit Hours and Courses by Instructor Type.....	
E&G Detail 2006-07 to 2010-11 .....	11
Faculty Courses and Hours 2006-07 and 2010-11	
(Individual Faculty Summary)	
2006-07 .....	12
2010-11 .....	14
E&G Budgeted Faculty and Staff Lines.....	16
E&G Expenditures by Summary Object Code .....	17
Graduate Student Completion .....	18
Unit Accomplishment Summary Pages 1 and 2.....	19

**COLLEGE OF ARTS & SCIENCES  
PHILOSOPHY  
DEGREE PROGRAMS**

<b>Major Name</b>	<b>Major Code</b>	<b>CIP Code</b>	<b>Degree Offered</b>
Philosophy	117610	380101	Bachelors
Philosophy	117610	380101	Masters
Philosophy	117610	380101	Doctorate

*Source: Degree Program Inventory, FSU and SUS*

**College of Arts and Sciences  
Department of Philosophy  
Faculty Demographics**

<b>Last Name</b>	<b>First Name</b>	<b>Degree</b>	<b>Degree University</b>	<b>Admin. Code</b>	<b>Class &amp; Title</b>	<b>Mo.</b>	<b>Tenure</b>	<b>FSU Hire</b>	<b>Gender</b>	<b>Race</b>	<b>Citizenship</b>
Bishop	Michael	Ph.D.	University of California, San Diego	99	9001 - Professor	9	1	2006-08-09	Male	Hispanic	U.S.
Clarke	Randolph	Ph.D.	Princeton University	99	9001 - Professor	9	1	2006-08-09	Male	White	U.S.
Fleming	Marie	Ph.D.	University of London	99	9001 - Professor	9	1	2006-08-09	Female	White	Can., Permanent Resident
Justus	James	Ph.D.	University of Texas	99	9003 - Assistant Professor	9	2	2008-08-08	Male	White	U.S.
Kearns	Stephen	Ph.D.	University of Oxford	99	9003 - Assistant Professor	9	2	2011-08-08	Male	White	UK
Leiber	Justin	Ph.D.	University of Oxford	99	9001 - Professor	9	1	2006-08-09	Male	White	U.S.
McNaughton	David	Ph.D.	University of Oxford	99	9001 - Professor	9	1	2003-06-06	Male	White	UK, Permanent Resident
Mele	Alfred	Ph.D.	University of Michigan	99	9009 - Eminent Scholar	9	1	2000-08-08	Male	White	U.S.
Morales	Maria	Ph.D.	University of Pennsylvania	99	9002 - Associate Professor	9	1	1992-08-07	Female	Hispanic	U.S.
Rawling	J. Piers	Ph.D.	University of California, Berkeley	C1	9001 - Professor	9	1	2001-08-08	Male	White	U.S.
Roberts	John	Ph.D.	University of North Carolina	99	9002 - Associate Professor	9	1	2003-08-08	Male	White	U.S.
Ruse	Michael	Ph.D.	Bristol University	99	9009 - Eminent Scholar	9	1	2000-08-08	Male	White	U.S.
Stein	Nathanael	Ph.D.	University of Oxford	99	9003 - Assistant Professor	9	2	2011-08-08	Male	White	U.S.
Mahaffey	Tracie	Ph.D.	Florida State University	99	9121 - Assistant In	12	3	8/8/2011	Female	White	U.S.

**Administrative Codes:**  
C1 - Chair  
99 - No Administrative Duties

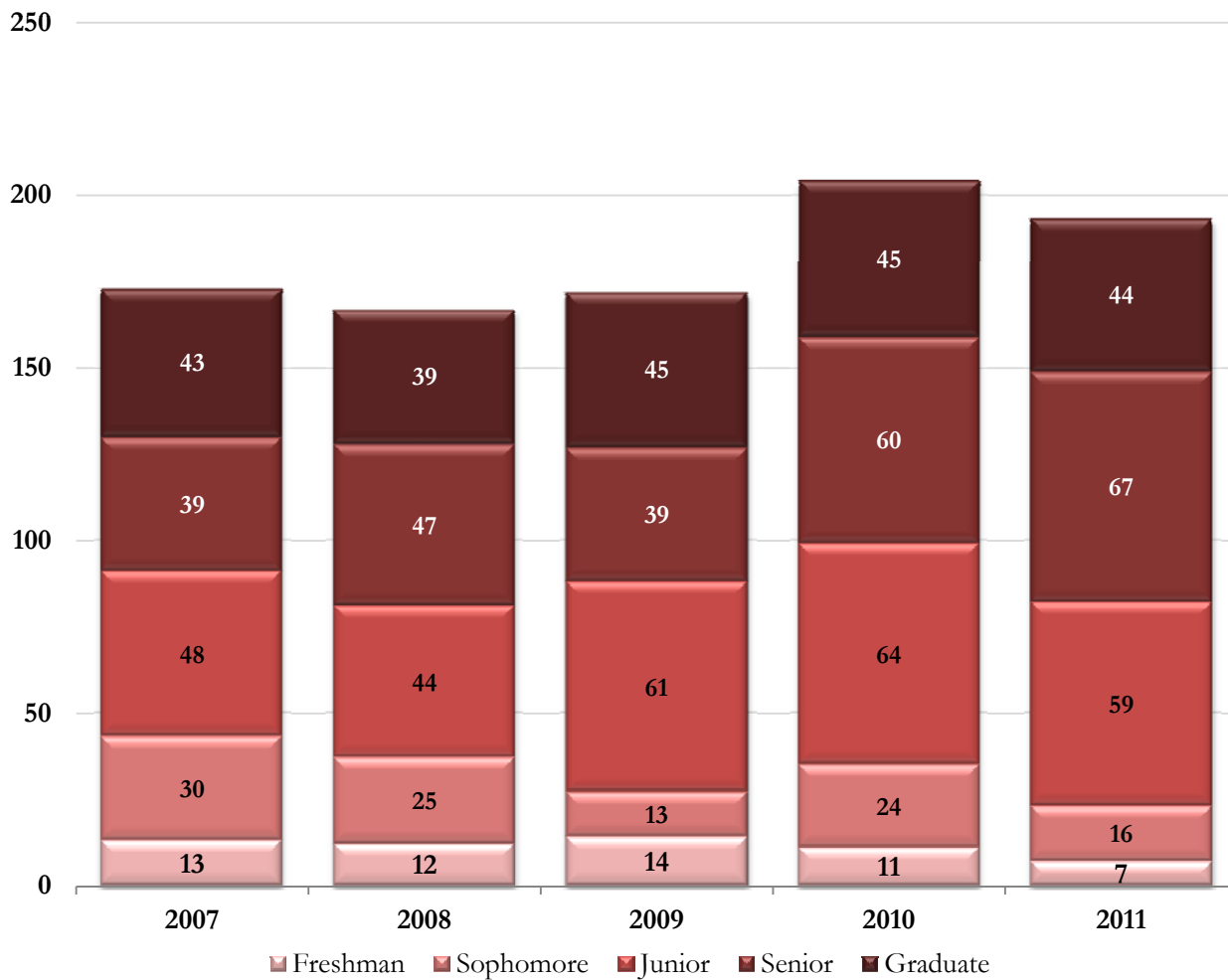
**Tenure Codes:**  
1 - Tenured  
2 - Tenure-Earning  
3 - Non-Tenured

*Last Updated on October 31, 2011*

Enrollment by Fall Semester  
 College of Arts and Sciences  
 Department of Philosophy

Major Code: 117610

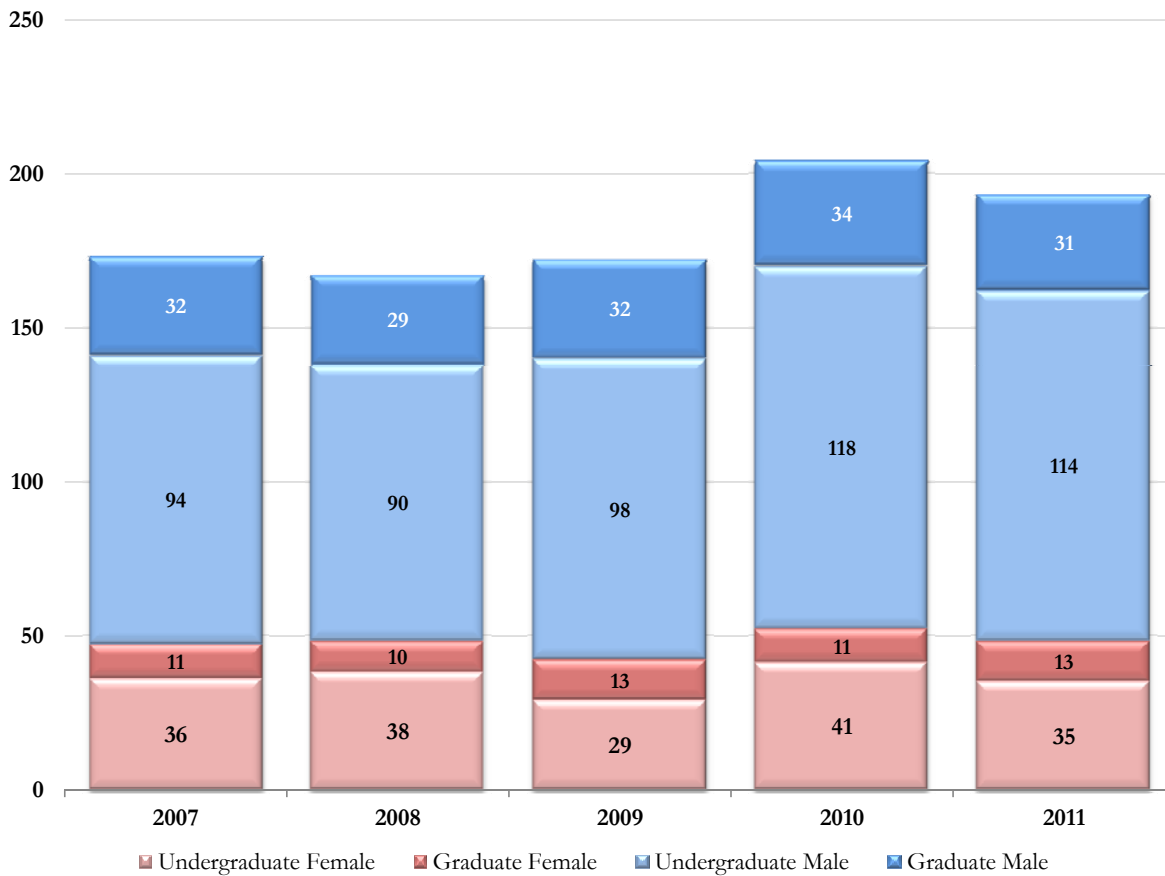
Major Description: Philosophy



Major Code: 117610	Fall 2007	Fall 2008	Fall 2009	Fall 2010	Fall 2011
<b>Undergraduate</b>	<b>130</b>	<b>128</b>	<b>127</b>	<b>159</b>	<b>149</b>
Freshman	13	12	14	11	7
Sophomore	30	25	13	24	16
Junior	48	44	61	64	59
Senior	39	47	39	60	67
<b>Graduate</b>	<b>43</b>	<b>39</b>	<b>45</b>	<b>45</b>	<b>44</b>
Graduate - Masters	1	0	3	3	3
Graduate - Doctorate	42	39	42	42	41
<b>Total for 117610</b>	<b>173</b>	<b>167</b>	<b>172</b>	<b>204</b>	<b>193</b>

Source: Fall Preliminary Student Instruction Files (SIFP)

Enrollment by Fall Semester  
 College of Arts and Sciences  
 Department of Philosophy



	Fall 2007		Fall 2008		Fall 2009		Fall 2010		Fall 2011	
	UG	G	UG	G	UG	G	UG	G	UG	G
<b>Department of Philosophy</b>	<b>130</b>	<b>43</b>	<b>128</b>	<b>39</b>	<b>127</b>	<b>45</b>	<b>159</b>	<b>45</b>	<b>149</b>	<b>44</b>
<b>Female</b>	<b>36</b>	<b>11</b>	<b>38</b>	<b>10</b>	<b>29</b>	<b>13</b>	<b>41</b>	<b>11</b>	<b>35</b>	<b>13</b>
American Indian/Native Alaskan	0	0	0	0	0	0	1	0	1	0
Asian/Pacific Islander	0	0	1	0	0	0	1	0	1	0
Black	3	0	4	0	6	0	8	0	11	0
Hispanic	3	0	5	0	6	0	7	0	4	1
White	29	9	27	8	16	11	22	10	17	11
Non-Resident Alien	0	2	0	2	0	2	0	1	0	1
Not Reported	1	0	1	0	1	0	2	0	1	0
<b>Male</b>	<b>94</b>	<b>32</b>	<b>90</b>	<b>29</b>	<b>98</b>	<b>32</b>	<b>118</b>	<b>34</b>	<b>114</b>	<b>31</b>
American Indian/Native Alaskan	0	0	0	0	1	0	3	0	4	0
Asian/Pacific Islander	4	0	2	0	4	0	6	0	5	0
Black	5	0	5	1	5	1	6	1	7	1
Hispanic	10	2	8	1	14	2	22	2	19	2
White	74	27	75	23	70	26	78	28	78	24
Non-Resident Alien	0	1	0	2	0	1	0	1	1	1
Not Reported	1	2	0	2	4	2	3	2	0	3

UG = Undergraduate; G = Graduate

Source: Fall Preliminary Student Instruction Files (SIFP)

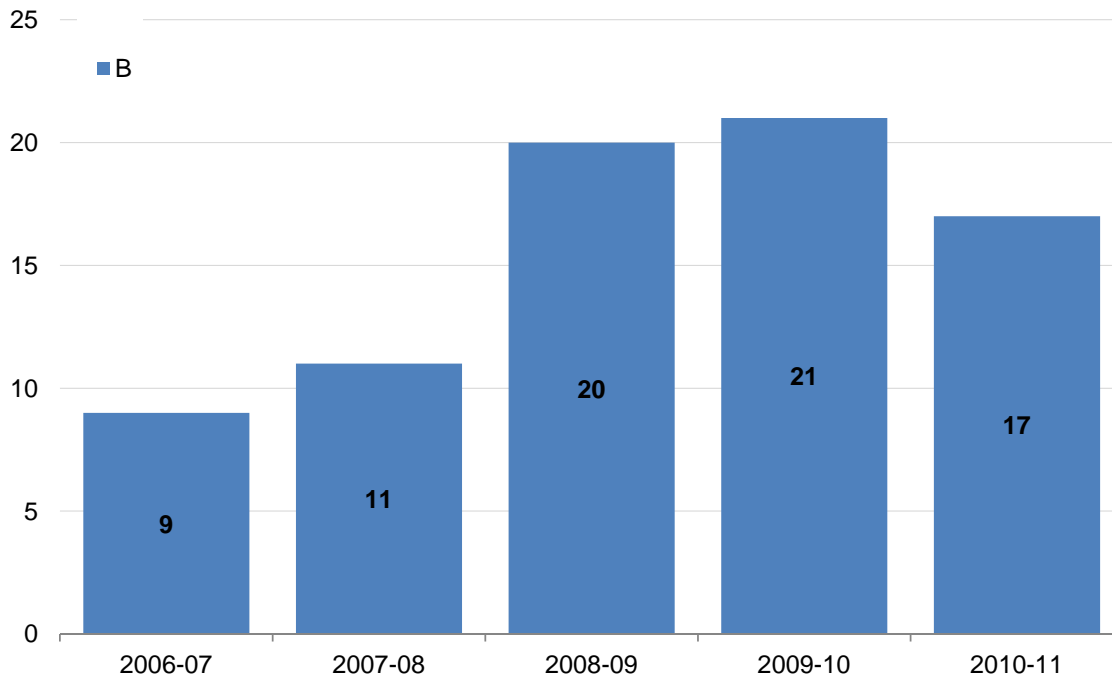
**COLLEGE OF ARTS & SCIENCES  
PHILOSOPHY  
DEGREES AWARDED BY SEMESTER  
CIP Code: 380101**



		<b>Bachelors</b>	<b>Masters</b>	<b>Doctorate</b>	<b>Total</b>
2006-07	Summer '06	8	3	1	12
	Fall '06	5	6	2	13
	Spring '07	18	1	1	20
<b>2006-07</b>	<b>Total</b>	<b>31</b>	<b>10</b>	<b>4</b>	<b>45</b>
2007-08	Summer '07	9	0	1	10
	Fall '07	9	1	1	11
	Spring '08	14	3	0	17
<b>2007-08</b>	<b>Total</b>	<b>32</b>	<b>4</b>	<b>2</b>	<b>38</b>
2008-09	Summer '08	9	2	1	12
	Fall '08	7	1	0	8
	Spring '09	14	4	1	19
<b>2008-09</b>	<b>Total</b>	<b>30</b>	<b>7</b>	<b>2</b>	<b>39</b>
2009-10	Summer '09	9	1	0	10
	Fall '09	5	2	2	9
	Spring '10	15	1	2	18
<b>2009-10</b>	<b>Total</b>	<b>29</b>	<b>4</b>	<b>4</b>	<b>37</b>
2010-11	Summer '10	13	2	0	15
	Fall '10	10	1	2	13
	Spring '11	20	0	1	21
<b>2010-11</b>	<b>Total</b>	<b>43</b>	<b>3</b>	<b>3</b>	<b>49</b>



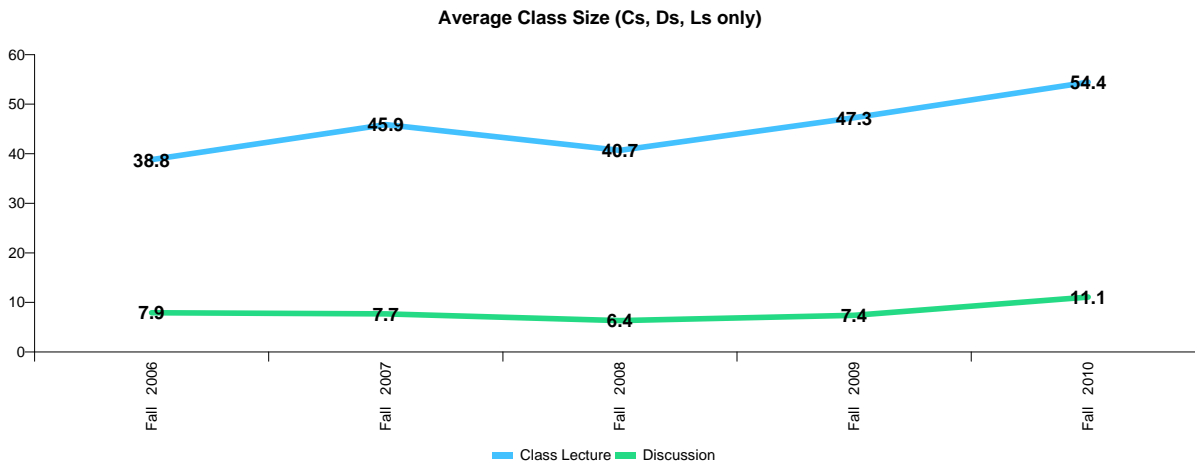
College of Arts and Sciences  
 Department of Philosophy  
 Degrees Awarded by Semester - Double Majors  
 CIP Code: 380101



		<b>Bachelors</b>	<b>Masters</b>	<b>Doctorate</b>	<b>Total</b>
2006-07	Summer '06	0	0	0	0
	Fall '06	0	0	0	0
	Spring '07	9	0	0	9
2006-07	<b>Total</b>	9	0	0	9
2007-08	Summer '07	2	0	0	2
	Fall '07	2	0	0	2
	Spring '08	7	0	0	7
2007-08	<b>Total</b>	11	0	0	11
2008-09	Summer '08	5	0	0	5
	Fall '08	3	0	0	3
	Spring '09	12	0	0	12
2008-09	<b>Total</b>	20	0	0	20
2009-10	Summer '09	0	0	0	0
	Fall '09	4	0	0	4
	Spring '10	17	0	0	17
2009-10	<b>Total</b>	21	0	0	21
2010-11	Summer '10	3	0	0	3
	Fall '10	3	0	0	3
	Spring '11	11	0	0	11
2010-11	<b>Total</b>	17	0	0	17

Double degrees are earned by students who declared two majors, but earned one degree. The degrees represented on this page were reported as secondary and thus not otherwise reported to CIP 380101.

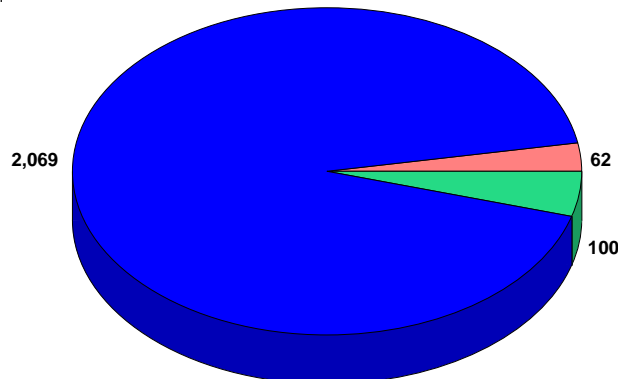
**Average Class Size**  
**College of Arts and Sciences**  
**Department of Philosophy**



		Class Lecture			Discussion		
		Enrollment	Number of Sections	Class Size	Enrollment	Number of Sections	Class Size
<b>Fall 2006</b>	Lower	907	24	37.8			
	Upper	762	19	40.1	19	1	19.0
	Graduate				116	16	7.3
	<b>Total</b>	<b>1,669</b>	<b>43</b>	<b>38.8</b>	<b>135</b>	<b>17</b>	<b>7.9</b>
<b>Fall 2007</b>	Lower	1,198	25	47.9	15	1	15.0
	Upper	684	16	42.8	16	1	16.0
	Graduate				92	14	6.6
	<b>Total</b>	<b>1,882</b>	<b>41</b>	<b>45.9</b>	<b>123</b>	<b>16</b>	<b>7.7</b>
<b>Fall 2008</b>	Lower	1,170	26	45.0	14	1	14.0
	Upper	784	22	35.6	20	2	10.0
	Graduate				74	14	5.3
	<b>Total</b>	<b>1,954</b>	<b>48</b>	<b>40.7</b>	<b>108</b>	<b>17</b>	<b>6.4</b>
<b>Fall 2009</b>	Lower	1,300	25	52.0			
	Upper	780	19	41.1	27	4	6.8
	Graduate				62	8	7.8
	<b>Total</b>	<b>2,080</b>	<b>44</b>	<b>47.3</b>	<b>89</b>	<b>12</b>	<b>7.4</b>
<b>Fall 2010</b>	Lower	1,386	21	66.0			
	Upper	683	17	40.2	43	4	10.8
	Graduate				57	5	11.4
	<b>Total</b>	<b>2,069</b>	<b>38</b>	<b>54.4</b>	<b>100</b>	<b>9</b>	<b>11.1</b>

■ Class Lecture  
■ Discussion  
■ All Others

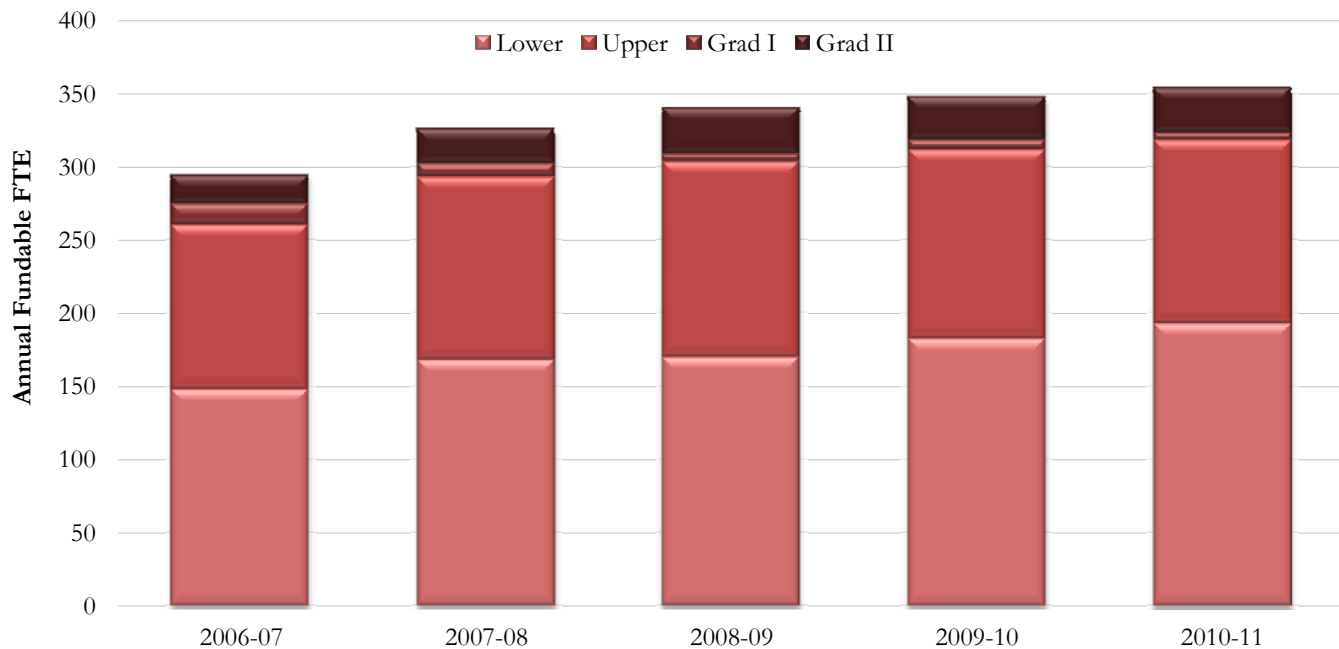
**Fall 2010 Enrollment by Class Type**



**Fundable Student Credit Hours and FTE**

**College of Arts and Sciences**

**Department of Philosophy**



**Fundable SCH Produced**

**Annual Fundable FTE Contribution**

	2006	2007	2008	2009	2010		2006	2007	2008	2009	2010
<b>Summer</b>						<b>Summer</b>					
Lower	726	813	783	708	840	Lower	18.2	20.3	19.6	17.7	21.0
Upper	433	333	495	424	498	Upper	10.8	8.3	12.4	10.6	12.5
Grad I	58	51	0	24	17	Grad I	1.8	1.6	0.0	0.8	0.5
Grad II	197	179	291	337	255	Grad II	6.2	5.6	9.1	10.5	8.0
<b>Total</b>	<b>1,414</b>	<b>1,376</b>	<b>1,569</b>	<b>1,493</b>	<b>1,610</b>	<b>Total</b>	<b>36.9</b>	<b>35.8</b>	<b>41.0</b>	<b>39.6</b>	<b>42.0</b>
<b>Fall</b>						<b>Fall</b>					
Lower	2,601	3,597	3,531	3,888	4,140	Lower	65.0	89.9	88.3	97.2	103.5
Upper	2,336	2,064	2,404	2,377	2,139	Upper	58.4	51.6	60.1	59.4	53.5
Grad I	245	157	84	93	78	Grad I	7.7	4.9	2.6	2.9	2.4
Grad II	214	270	345	303	404	Grad II	6.7	8.4	10.8	9.5	12.6
<b>Total</b>	<b>5,396</b>	<b>6,088</b>	<b>6,364</b>	<b>6,661</b>	<b>6,761</b>	<b>Total</b>	<b>137.8</b>	<b>154.9</b>	<b>161.8</b>	<b>169.0</b>	<b>172.0</b>
<b>Spring</b>						<b>Spring</b>					
Lower	2,574	2,301	2,469	2,688	2,721	Lower	64.4	57.5	61.7	67.2	68.0
Upper	1,728	2,596	2,443	2,366	2,375	Upper	43.2	64.9	61.1	59.2	59.4
Grad I	164	90	84	99	63	Grad I	5.1	2.8	2.6	3.1	2.0
Grad II	212	316	380	302	329	Grad II	6.6	9.9	11.9	9.4	10.3
<b>Total</b>	<b>4,678</b>	<b>5,303</b>	<b>5,376</b>	<b>5,455</b>	<b>5,488</b>	<b>Total</b>	<b>119.3</b>	<b>135.1</b>	<b>137.3</b>	<b>138.9</b>	<b>139.7</b>
<b>Annual</b>						<b>Annual</b>					
Lower	5,901	6,711	6,783	7,284	7,701	Lower	147.5	167.8	169.6	182.1	192.5
Upper	4,497	4,993	5,342	5,167	5,012	Upper	112.4	124.8	133.6	129.2	125.3
Grad I	467	298	168	216	158	Grad I	14.6	9.3	5.3	6.8	4.9
Grad II	623	765	1,016	942	988	Grad II	19.5	23.9	31.8	29.4	30.9
<b>Total</b>	<b>11,488</b>	<b>12,767</b>	<b>13,309</b>	<b>13,609</b>	<b>13,859</b>	<b>Total</b>	<b>294.0</b>	<b>325.8</b>	<b>340.1</b>	<b>347.5</b>	<b>353.6</b>

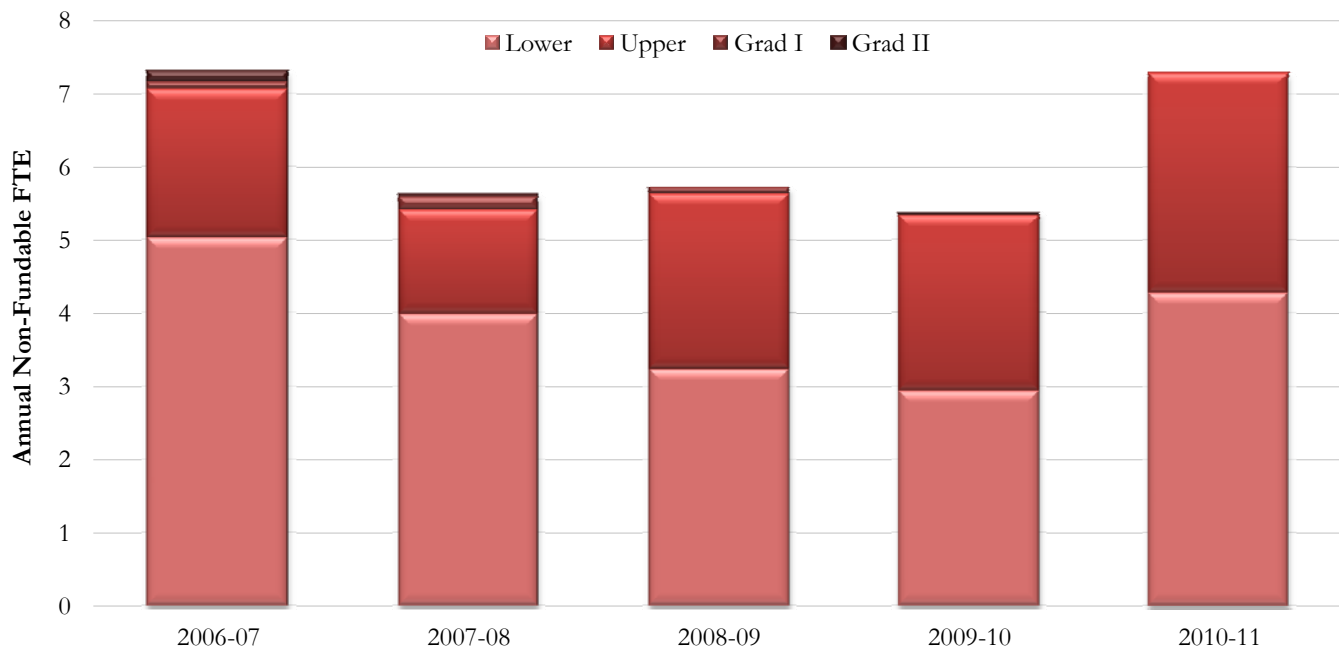
Note: Lower and Upper hours are divided by 40 to obtain annual FTE; for all Graduate, hours are divided by 32

Source: Final Student Instruction Files (SIF)

# Non-Fundable Student Credit Hours and FTE

## College of Arts and Sciences

### Department of Philosophy



#### Non-Fundable SCH Produced

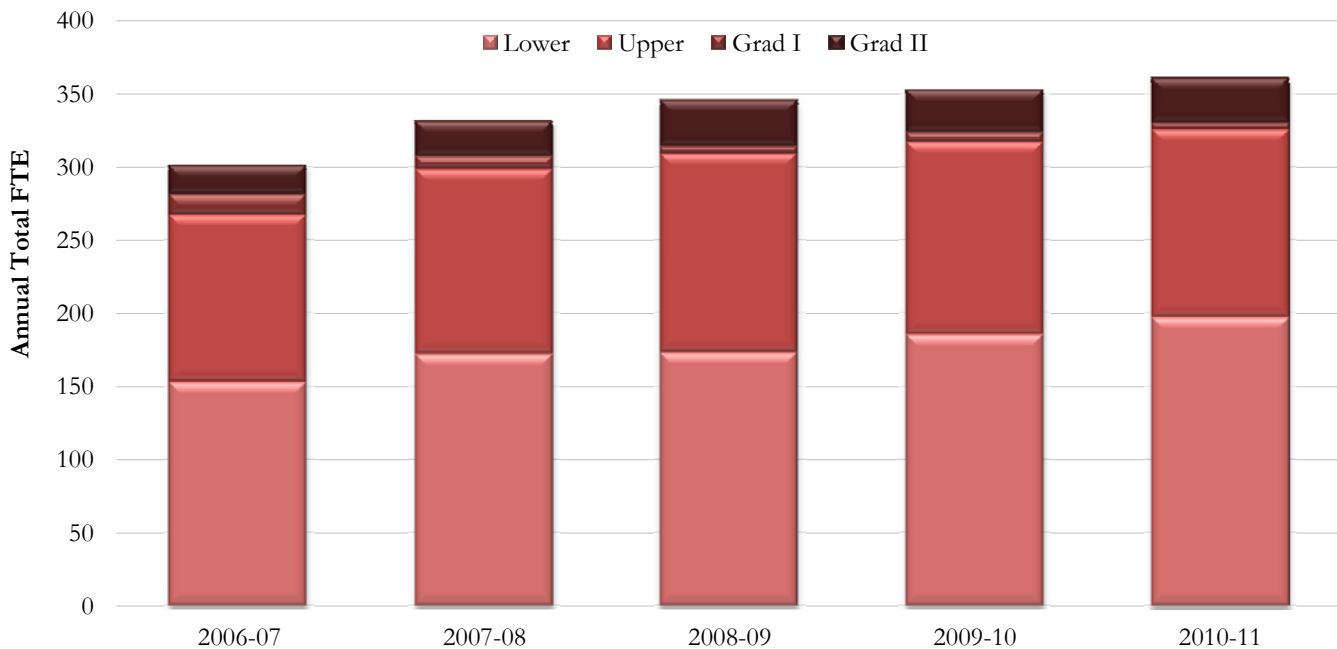
#### Annual Non-Fundable FTE Contribution

Non-Fundable SCH Produced						Annual Non-Fundable FTE Contribution					
Summer	2006	2007	2008	2009	2010	Summer	2006	2007	2008	2009	2010
Lower	36	27	48	9	18	Lower	0.9	0.7	1.2	0.2	0.5
Upper	0	0	27	6	6	Upper	0.0	0.0	0.7	0.2	0.2
Grad I	0	0	0	0	0	Grad I	0.0	0.0	0.0	0.0	0.0
Grad II	1	0	0	1	0	Grad II	0.0	0.0	0.0	0.0	0.0
<b>Total</b>	<b>37</b>	<b>27</b>	<b>75</b>	<b>16</b>	<b>24</b>	<b>Total</b>	<b>0.9</b>	<b>0.7</b>	<b>1.9</b>	<b>0.4</b>	<b>0.6</b>
Fall	2006	2007	2008	2009	2010	Fall	2006	2007	2008	2009	2010
Lower	120	42	21	12	18	Lower	3.0	1.1	0.5	0.3	0.5
Upper	21	57	27	54	45	Upper	0.5	1.4	0.7	1.4	1.1
Grad I	3	0	3	0	0	Grad I	0.1	0.0	0.1	0.0	0.0
Grad II	4	1	0	0	0	Grad II	0.1	0.0	0.0	0.0	0.0
<b>Total</b>	<b>148</b>	<b>100</b>	<b>51</b>	<b>66</b>	<b>63</b>	<b>Total</b>	<b>3.7</b>	<b>2.5</b>	<b>1.3</b>	<b>1.7</b>	<b>1.6</b>
Spring	2007	2008	2009	2010	2011	Spring	2007	2008	2009	2010	2011
Lower	45	90	60	96	135	Lower	1.1	2.3	1.5	2.4	3.4
Upper	60	0	42	36	69	Upper	1.5	0.0	1.1	0.9	1.7
Grad I	0	6	0	0	0	Grad I	0.0	0.2	0.0	0.0	0.0
Grad II	0	0	0	0	0	Grad II	0.0	0.0	0.0	0.0	0.0
<b>Total</b>	<b>105</b>	<b>96</b>	<b>102</b>	<b>132</b>	<b>204</b>	<b>Total</b>	<b>2.6</b>	<b>2.4</b>	<b>2.6</b>	<b>3.3</b>	<b>5.1</b>
Annual	2006-07	2007-08	2008-09	2009-10	2010-11	Annual	2006-07	2007-08	2008-09	2009-10	2010-11
Lower	201	159	129	117	171	Lower	5.0	4.0	3.2	2.9	4.3
Upper	81	57	96	96	120	Upper	2.0	1.4	2.4	2.4	3.0
Grad I	3	6	3	0	0	Grad I	0.1	0.2	0.1	0.0	0.0
Grad II	5	1	0	1	0	Grad II	0.2	0.0	0.0	0.0	0.0
<b>Total</b>	<b>290</b>	<b>223</b>	<b>228</b>	<b>214</b>	<b>291</b>	<b>Total</b>	<b>7.3</b>	<b>5.6</b>	<b>5.7</b>	<b>5.4</b>	<b>7.3</b>

Note: Lower and Upper hours are divided by 40 to obtain annual FTE; for all Graduate, hours are divided by 32

Source: Final Student Instruction Files (SIF)

**Total Student Credit Hours and FTE**  
**College of Arts and Sciences**  
**Department of Philosophy**



**Total SCH Produced**

**Annual Total FTE Contribution**

Total SCH Produced						Annual Total FTE Contribution					
Summer	2006	2007	2008	2009	2010	Summer	2006	2007	2008	2009	2010
Lower	762	840	831	717	858	Lower	19.1	21.0	20.8	17.9	21.5
Upper	433	333	522	430	504	Upper	10.8	8.3	13.1	10.8	12.6
Grad I	58	51	0	24	17	Grad I	1.8	1.6	0.0	0.8	0.5
Grad II	198	179	291	338	255	Grad II	6.2	5.6	9.1	10.6	8.0
<b>Total</b>	<b>1,451</b>	<b>1,403</b>	<b>1,644</b>	<b>1,509</b>	<b>1,634</b>	<b>Total</b>	<b>37.9</b>	<b>36.5</b>	<b>42.9</b>	<b>40.0</b>	<b>42.6</b>
Fall	2006	2007	2008	2009	2010	Fall	2006	2007	2008	2009	2010
Lower	2,721	3,639	3,552	3,900	4,158	Lower	68.0	91.0	88.8	97.5	104.0
Upper	2,357	2,121	2,431	2,431	2,184	Upper	58.9	53.0	60.8	60.8	54.6
Grad I	248	157	87	93	78	Grad I	7.8	4.9	2.7	2.9	2.4
Grad II	218	271	345	303	404	Grad II	6.8	8.5	10.8	9.5	12.6
<b>Total</b>	<b>5,544</b>	<b>6,188</b>	<b>6,415</b>	<b>6,727</b>	<b>6,824</b>	<b>Total</b>	<b>141.5</b>	<b>157.4</b>	<b>163.1</b>	<b>170.7</b>	<b>173.6</b>
Spring	2007	2008	2009	2010	2011	Spring	2007	2008	2009	2010	2011
Lower	2,619	2,391	2,529	2,784	2,856	Lower	65.5	59.8	63.2	69.6	71.4
Upper	1,788	2,596	2,485	2,402	2,444	Upper	44.7	64.9	62.1	60.1	61.1
Grad I	164	96	84	99	63	Grad I	5.1	3.0	2.6	3.1	2.0
Grad II	212	316	380	302	329	Grad II	6.6	9.9	11.9	9.4	10.3
<b>Total</b>	<b>4,783</b>	<b>5,399</b>	<b>5,478</b>	<b>5,587</b>	<b>5,692</b>	<b>Total</b>	<b>121.9</b>	<b>137.6</b>	<b>139.9</b>	<b>142.2</b>	<b>144.8</b>
Annual	2006-07	2007-08	2008-09	2009-10	2010-11	Annual	2006-07	2007-08	2008-09	2009-10	2010-11
Lower	6,102	6,870	6,912	7,401	7,872	Lower	152.6	171.8	172.8	185.0	196.8
Upper	4,578	5,050	5,438	5,263	5,132	Upper	114.5	126.3	136.0	131.6	128.3
Grad I	470	304	171	216	158	Grad I	14.7	9.5	5.3	6.8	4.9
Grad II	628	766	1,016	943	988	Grad II	19.6	23.9	31.8	29.5	30.9
<b>Total</b>	<b>11,778</b>	<b>12,990</b>	<b>13,537</b>	<b>13,823</b>	<b>14,150</b>	<b>Total</b>	<b>301.3</b>	<b>331.4</b>	<b>345.8</b>	<b>352.8</b>	<b>360.9</b>

Note: Lower and Upper hours are divided by 40 to obtain annual FTE; for all Graduate, hours are divided by 32  
Source: Final Student Instruction Files (SIF)

**Department of Philosophy**  
**E & G Student Credit Hours and Headcount Productivity**  
**By Instructor Type**

	Student					Student					
	FTE	Credit Hrs	SCH/FTE	Headcount	FTE	FTE	Credit Hrs	SCH/FTE	Headcount	FTE	
<b>Fall 2006</b>						<b>Spring 2007</b>					
Faculty	15.9973	5034.0	314.7	1662	103.9	15.9718	4420.0	276.7	1452	90.9	
OPS Regular Faculty	0	0.0	0.0	0	0.0	0	0.0	0.0	0	0.0	
OPS Faculty Adjuncts	0	0.0	0.0	0	0.0	0	0.0	0.0	0	0.0	
Graduate Assistants	13.61	498.0	36.6	166	12.2	13.35	366.0	27.4	122	9.1	
A & P / USPS	0	0.0	0.0	0	0.0	0	0.0	0.0	0	0.0	
Others	0	0.0	0.0	0	0.0	0	0.0	0.0	0	0.0	
	<b>29.6073</b>	<b>5532.0</b>	<b>186.8</b>	<b>1828</b>	<b>61.7</b>	<b>29.3218</b>	<b>4786.0</b>	<b>163.2</b>	<b>1574</b>	<b>53.7</b>	
<b>Fall 2007</b>						<b>Spring 2008</b>					
Faculty	14.7699	4,241.0	287.1	1,394	94.4	14.6101	3,551.0	243.1	1,166	79.8	
OPS Regular Faculty	0	0.0	0.0	0	0.0	0	0.0	0.0	0	0.0	
OPS Faculty Adjuncts	0.5	510.0	1,020.0	170	340.0	0.93	642.0	690.3	214	230.1	
Graduate Assistants	14.3899	1,350.0	93.8	450	31.3	13.64	1,122.0	82.3	374	27.4	
A & P / USPS	0	0.0	0.0	0	0.0	0	0.0	0.0	0	0.0	
Others	0	0.0	0.0	0	0.0	0	0.0	0.0	0	0.0	
	<b>29.6598</b>	<b>6,101.0</b>	<b>205.7</b>	<b>2,014</b>	<b>67.9</b>	<b>29.1801</b>	<b>5,315.0</b>	<b>182.1</b>	<b>1,754</b>	<b>60.1</b>	
<b>Fall 2008</b>						<b>Spring 2009</b>					
Faculty	14.8479	3,917.6	263.8	1,295	87.2	15.0002	4,314.0	287.6	1,396	93.1	
OPS Regular Faculty	0	0.0	0.0	0	0.0	0	0.0	0.0	0	0.0	
OPS Faculty Adjuncts	0.7424	1,113.0	1,499.2	371	499.7	0.25	243.0	972.0	81	324.0	
Graduate Assistants	14.6264	561.0	38.4	187	12.8	15.0639	582.0	38.6	272	18.1	
A & P / USPS	0	0.0	0.0	0	0.0	0	0.0	0.0	0	0.0	
Others	0	0.0	0.0	0	0.0	0	0.0	0.0	0	0.0	
	<b>30.2167</b>	<b>5,591.6</b>	<b>185.0</b>	<b>1,853</b>	<b>61.3</b>	<b>30.3141</b>	<b>5,139.0</b>	<b>169.5</b>	<b>1,749</b>	<b>57.7</b>	
<b>Fall 2009</b>						<b>Spring 2010</b>					
Faculty	13.8578	4,789.0	345.6	1,670.0	120.5	14	3,910.0	279.3	1,265	90.4	
OPS Regular Faculty	0	0.0	0.0	0.0	0.0	0	0.0	0.0	0	0.0	
OPS Faculty Adjuncts	0.7194	1,098.0	1,526.3	366.0	508.8	0.75	219.0	292.0	73	97.3	
Graduate Assistants	16.5639	801.0	48.4	267.0	16.1	17.2637	1,137.0	65.9	434	25.1	
A & P / USPS	0	0.0	0.0	0.0	0.0	0	0.0	0.0	0	0.0	
Others	0	0.0	0.0	0.0	0.0	1	264.0	264.0	88	88.0	
	<b>31.1411</b>	<b>6,688.0</b>	<b>214.8</b>	<b>2,303</b>	<b>74.0</b>	<b>33.0137</b>	<b>5,530.0</b>	<b>167.5</b>	<b>1,860</b>	<b>56.3</b>	
<b>Fall 2010</b>						<b>Spring 2011</b>					
Faculty	13.40	4,565.0	340.7	1,484.0	110.7	13.0002	3,445.0	265.0	1,107	85.2	
OPS Regular Faculty	0	0.0	0.0	0.0	0.0	0	0.0	0.0	0	0.0	
OPS Faculty Adjuncts	0.75	675.0	900.0	225.0	300.0	0.5	351.0	702.0	117	234.0	
Graduate Assistants	14.2795	1,509.0	105.7	503.0	35.2	12.2469	1,269.0	103.6	423	34.5	
A & P / USPS	0	0.0	0.0	0.0	0.0	0	0.0	0.0	0	0.0	
Others	0	0.0	0.0	0.0	0.0	0.6122	108.0	176.4	36	58.8	
	<b>28.43</b>	<b>6,749.0</b>	<b>237.4</b>	<b>2,212</b>	<b>77.8</b>	<b>26.3593</b>	<b>5,173.0</b>	<b>196.2</b>	<b>1,683</b>	<b>63.8</b>	

### Philosphy - Faculty Courses & Hours

Fall 2006 - Spring 2007			Organized Classes (C,D,L)								
E&G Faculty Member	Class	FTE	SCH		Total	Headcount		Total	Sections		Total
			UGrad	Grad	SCH	UGrad	Grad	HC	UGrad	Grad	#Sec.
ARP	9003	1.90	1,026.0	51.0	1,077.0	342.0	16.0	358.0	10.0	4.0	14.0
BISHOP	9001	1.99	753.0	72.0	825.0	251.0	24.0	275.0	3.0	2.0	5.0
CLARKE	9001	1.97	888.0	21.0	909.0	296.0	6.0	302.0	12.0	1.0	13.0
COSTA	9003	2.02	762.0	15.0	777.0	254.0	5.0	259.0	6.0	1.0	7.0
DALTON	9002	2.00	495.0	3.0	498.0	165.0	1.0	166.0	8.0	1.0	9.0
DANCY	9001	2.01	354.0	56.0	410.0	118.0	18.0	136.0	3.0	4.0	7.0
FLEMING	9001	1.99	402.0	87.0	489.0	134.0	28.0	162.0	2.0	2.0	4.0
GERT	9002	2.03	249.0	24.0	273.0	83.0	8.0	91.0	2.0	2.0	4.0
LEIBER	9001	2.00	327.0	30.0	357.0	109.0	10.0	119.0	3.0	1.0	4.0
MCKENNA	9002	2.05	675.0	114.0	789.0	225.0	36.0	261.0	3.0	3.0	6.0
MCNAUGHTON	9001	2.00	501.0	23.0	524.0	167.0	7.0	174.0	5.0	5.0	10.0
MELE	9001	1.99	291.0	63.0	354.0	97.0	20.0	117.0	2.0	1.0	3.0
MORALES	9002	2.00	801.0	6.0	807.0	267.0	2.0	269.0	4.0	1.0	5.0
RAWLING	9001	2.01	150.0	66.0	216.0	50.0	21.0	71.0	2.0	4.0	6.0
ROBERTS	9003	2.02	714.0	33.0	747.0	238.0	10.0	248.0	7.0	1.0	8.0
RUSE	9001	1.99	54.0	84.0	138.0	18.0	26.0	44.0	1.0	2.0	3.0
TOTALS			8,442.0	748.0	9,190.0	2,814.0	238.0	3,052.0	73.0	35.0	108.0
AVERAGE PER FACULTY			527.6	46.8	574.4	175.9	14.9	190.8	4.6	2.2	6.8

### Philosphy - Faculty Courses & Hours

Fall 2006 - Spring 2007			Individualized (G,T,I,O,P,R,S,Z)								
E&G Faculty Member	Class	FTE	SCH		Total	Headcount		Total	Sections		Total
			UGrad	Grad	SCH	UGrad	Grad	HC	UGrad	Grad	#Sec.
ARP	9003	1.90	3.0	-	3.0	1.0	-	1.0	1.0	-	1.0
BISHOP	9001	1.99	-	12.0	12.0	-	4.0	4.0	-	4.0	4.0
CLARKE	9001	1.97	-	3.0	3.0	-	1.0	1.0	-	1.0	1.0
COSTA	9003	2.02	-	10.0	10.0	-	4.0	4.0	-	4.0	4.0
DALTON	9002	2.00	9.0	9.0	18.0	3.0	1.0	4.0	3.0	1.0	4.0
DANCY	9001	2.01	-	25.0	25.0	-	5.0	5.0	-	3.0	3.0
FLEMING	9001	1.99	-	2.0	2.0	-	1.0	1.0	-	1.0	1.0
GERT	9002	2.03	-	-	-	-	-	-	-	-	-
LEIBER	9001	2.00	3.0	-	3.0	1.0	-	1.0	1.0	-	1.0
MCKENNA	9002	2.05	-	6.0	6.0	-	2.0	2.0	-	2.0	2.0
MCNAUGHTON	9001	2.00	9.0	14.0	23.0	3.0	4.0	7.0	3.0	3.0	6.0
MELE	9001	1.99	6.0	57.0	63.0	2.0	8.0	10.0	2.0	2.0	4.0
MORALES	9002	2.00	-	16.0	16.0	-	4.0	4.0	-	3.0	3.0
RAWLING	9001	2.01	-	10.0	10.0	-	4.0	4.0	-	4.0	4.0
ROBERTS	9003	2.02	3.0	-	3.0	1.0	-	1.0	1.0	-	1.0
RUSE	9001	1.99	2.0	65.0	67.0	2.0	11.0	13.0	2.0	8.0	10.0
TOTALS			35.0	229.0	264.0	13.0	49.0	62.0	13.0	36.0	49.0
AVERAGE PER FACULTY			5.0	19.1	17.6	1.9	4.1	4.1	1.9	3.0	3.3

## Philosophy - Faculty Courses & Hours

Fall 2006 - Spring 2007			All Types								
E&G Faculty Member	Class	FTE	SCH		TOTAL	Headcount		TOTAL	Sections		TOTAL
			UGrad	Grad	SCH	UGrad	Grad	HC	UGrad	Grad	#Sec.
ARP	9003	1.90	1,029.0	51.0	1,080.0	343.0	16.0	359.0	11.0	4.0	15.0
BISHOP	9001	1.99	753.0	84.0	837.0	251.0	28.0	279.0	3.0	6.0	9.0
CLARKE	9001	1.97	888.0	24.0	912.0	296.0	7.0	303.0	12.0	2.0	14.0
COSTA	9003	2.02	762.0	25.0	787.0	254.0	9.0	263.0	6.0	5.0	11.0
DALTON	9002	2.00	504.0	12.0	516.0	168.0	2.0	170.0	11.0	2.0	13.0
DANCY	9001	2.01	354.0	81.0	435.0	118.0	23.0	141.0	3.0	7.0	10.0
FLEMING	9001	1.99	402.0	89.0	491.0	134.0	29.0	163.0	2.0	3.0	5.0
GERT	9002	2.03	249.0	24.0	273.0	83.0	8.0	91.0	2.0	2.0	4.0
LEIBER	9001	2.00	330.0	30.0	360.0	110.0	10.0	120.0	4.0	1.0	5.0
MCKENNA	9002	2.05	675.0	120.0	795.0	225.0	38.0	263.0	3.0	5.0	8.0
MCNAUGHTON	9001	2.00	510.0	37.0	547.0	170.0	11.0	181.0	8.0	8.0	16.0
MELE	9001	1.99	297.0	120.0	417.0	99.0	28.0	127.0	4.0	3.0	7.0
MORALES	9002	2.00	801.0	22.0	823.0	267.0	6.0	273.0	4.0	4.0	8.0
RAWLING	9001	2.01	150.0	76.0	226.0	50.0	25.0	75.0	2.0	8.0	10.0
ROBERTS	9003	2.02	717.0	33.0	750.0	239.0	10.0	249.0	8.0	1.0	9.0
RUSE	9001	1.99	56.0	149.0	205.0	20.0	37.0	57.0	3.0	10.0	13.0
TOTALS			8,477.0	977.0	9,454.0	2,827.0	287.0	3,114.0	86.0	71.0	157.0
AVERAGE PER FACULTY			529.8	61.1	590.9	176.7	17.9	194.6	5.4	4.4	9.8



### Philosophy - Faculty Courses & Hours

Fall 2010 - Spring 2011			Organized Classes (C,D,L)								
E&G Faculty Member	Class	FTE	SCH		Total	Headcount		Total	Sections		Total
			UGrad	Grad	SCH	UGrad	Grad	HC	UGrad	Grad	#Sec.
BISHOP	9001	2.00	780.0	21.0	801.0	260.0	7.0	267.0	4.0	1.0	5.0
CLARKE	9002	2.00	645.0	33.0	678.0	215.0	11.0	226.0	3.0	1.0	4.0
DANCY	9003	1.00	183.0	51.0	234.0	61.0	17.0	78.0	2.0	1.0	3.0
FLEMING	9001	2.00	468.0	12.0	480.0	156.0	4.0	160.0	4.0	1.0	5.0
JUSTUS	9002	2.00	378.0	27.0	405.0	126.0	9.0	135.0	3.0	1.0	4.0
LEIBER	9003	1.00	285.0	-	285.0	95.0	-	95.0	2.0	-	2.0
LONG	9002	2.00	1,380.0	-	1,380.0	460.0	-	460.0	8.0	-	8.0
MAHAFFEY	9003	1.90	1,440.0	-	1,440.0	480.0	-	480.0	6.0	-	6.0
MCNAUGHTON	9003	2.00	417.0	-	417.0	139.0	-	139.0	5.0	-	5.0
MELE	9002	1.00	-	48.0	48.0	-	16.0	16.0	-	1.0	1.0
MORALES	9002	2.00	735.0	24.0	759.0	245.0	8.0	253.0	5.0	1.0	6.0
RAWLING	9003	2.00	9.0	15.0	24.0	3.0	5.0	8.0	1.0	1.0	2.0
ROBERTS	9001	2.00	396.0	12.0	408.0	132.0	4.0	136.0	3.0	1.0	4.0
RUSE	9002	2.00	36.0	15.0	51.0	12.0	5.0	17.0	0.5	1.0	1.5
TOTALS			7,152.0	258.0	7,410.0	2,384.0	86.0	2,470.0	46.5	10.0	56.5
AVERAGE PER FACULTY			550.2	25.8	529.3	183.4	8.6	176.4	3.6	1.0	4.0

### Philosophy - Faculty Courses & Hours

Fall 2010 - Spring 2011			Individualized (G,T,I,O,P,R,S,Z)								
E&G Faculty Member	Class	FTE	SCH		Total	Headcount		Total	Sections		Total
			UGrad	Grad	SCH	UGrad	Grad	HC	UGrad	Grad	#Sec.
BISHOP	9001	2.00	8.0	115.0	123.0	3.0	15.0	18.0	2.0	6.0	8.0
CLARKE	9002	2.00	-	134.0	134.0	-	31.0	31.0	-	22.0	22.0
DANCY	9003	1.00	-	24.0	24.0	-	2.0	2.0	-	1.0	1.0
FLEMING	9001	2.00	-	21.0	21.0	-	2.0	2.0	-	2.0	2.0
JUSTUS	9002	2.00	-	3.0	3.0	-	1.0	1.0	-	1.0	1.0
LEIBER	9003	1.00	-	3.0	3.0	-	1.0	1.0	-	1.0	1.0
LONG	9002	2.00	-	-	-	-	-	-	-	-	-
MAHAFFEY	9003	1.90	-	-	-	-	-	-	-	-	-
MCNAUGHTON	9003	2.00	6.0	107.0	113.0	2.0	15.0	17.0	2.0	7.0	9.0
MELE	9002	1.00	3.0	100.0	103.0	1.0	15.0	16.0	1.0	7.0	8.0
MORALES	9002	2.00	-	-	-	-	-	-	-	-	-
RAWLING	9003	2.00	-	24.0	24.0	-	4.0	4.0	-	3.0	3.0
ROBERTS	9001	2.00	6.0	3.0	9.0	2.0	1.0	3.0	2.0	1.0	3.0
RUSE	9002	2.00	-	43.0	43.0	-	14.0	14.0	-	12.0	12.0
TOTALS			23.0	577.0	600.0	8.0	101.0	109.0	7.0	63.0	70.0
AVERAGE PER FACULTY			5.8	52.5	54.5	2.0	9.2	9.9	1.8	5.7	6.4

## Philosophy - Faculty Courses & Hours

Fall 2010 - Spring 2011			All Types								
E&G Faculty Member	Class	FTE	SCH		TOTAL	Headcount		TOTAL	Sections		TOTAL
			UGrad	Grad	SCH	UGrad	Grad	HC	UGrad	Grad	#Sec.
BISHOP	9001	2.00	788.0	136.0	924.0	263.0	22.0	285.0	6.0	7.0	13.0
CLARKE	9002	2.00	645.0	167.0	812.0	215.0	42.0	257.0	3.0	23.0	26.0
DANCY	9003	1.00	183.0	75.0	258.0	61.0	19.0	80.0	2.0	2.0	4.0
FLEMING	9001	2.00	468.0	33.0	501.0	156.0	6.0	162.0	4.0	3.0	7.0
JUSTUS	9002	2.00	378.0	30.0	408.0	126.0	10.0	136.0	3.0	2.0	5.0
LEIBER	9003	1.00	285.0	3.0	288.0	95.0	1.0	96.0	2.0	1.0	3.0
LONG	9002	2.00	1,380.0	-	1,380.0	460.0	-	460.0	8.0	-	8.0
MAHAFFEY	9003	1.90	1,440.0	-	1,440.0	480.0	-	480.0	6.0	-	6.0
MCNAUGHTON	9003	2.00	423.0	107.0	530.0	141.0	15.0	156.0	7.0	7.0	14.0
MELE	9002	1.00	3.0	148.0	151.0	1.0	31.0	32.0	1.0	8.0	9.0
MORALES	9002	2.00	735.0	24.0	759.0	245.0	8.0	253.0	5.0	1.0	6.0
RAWLING	9003	2.00	9.0	39.0	48.0	3.0	9.0	12.0	1.0	4.0	5.0
ROBERTS	9001	2.00	402.0	15.0	417.0	134.0	5.0	139.0	5.0	2.0	7.0
RUSE	9002	2.00	36.0	58.0	94.0	12.0	19.0	31.0	0.5	13.0	13.5
TOTALS			7,175.0	835.0	8,010.0	2,392.0	187.0	2,579.0	53.5	73.0	126.5
AVERAGE PER FACULTY			512.5	69.6	572.1	170.9	15.6	184.2	3.8	6.1	9.0

**Operating Budget E&G Position FTE and Rate Totals  
By Pay Plan, Month Type, Filled/Vacant, and Rank**

College of Arts & Sciences

Philosophy

		2007-08	2008-09	2009-10	2010-11	2011-12
<b>Total All Pay Plans</b>	<b>FTE</b>	20.24	20.24	20.69	20.23	20.27
	<b>Person Years</b>	14.19	14.19	13.84	14.01	14.46
	<b>Current Rate</b>	\$1,406,707	\$1,439,090	\$1,447,951	\$1,415,438	\$1,379,891
<b>Filled 9- &amp; 12-Month Faculty</b>	<b>FTE</b>	16.00	16.00	15.00	13.00	14.50
	<b>Person Years</b>	11.95	11.95	11.21	9.97	11.21
	<b>Current Rate</b>	\$1,311,855	\$1,343,753	\$1,317,110	\$1,148,738	\$1,231,828
<b>Vacant &amp; Reserve Faculty</b>	<b>FTE</b>			1.00	3.00	2.00
	<b>Person Years</b>			0.38	1.87	1.12
	<b>Current Rate</b>			\$32,604	\$168,520	\$56,344
<b>Summer Faculty</b>	<b>FTE</b>	2.24	2.24	2.69	2.29	1.83
	<b>Person Years</b>	0.23	0.23	0.26	0.24	0.18
	<b>Current Rate</b>	\$32,154	\$32,639	\$36,394	\$36,149	\$28,167
<b>Filled Support</b>	<b>FTE</b>	2.00	2.00	2.00	1.94	1.94
	<b>Person Years</b>	2.00	2.00	2.00	1.94	1.94
	<b>Current Rate</b>	\$62,698	\$62,698	\$61,843	\$62,031	\$63,552

Source: Academic Profile 4.1 with OMNI account

## E & G Expenditures by Budget Category, By Major Object code, Departments within School

### College of Arts & Sciences

#### *Philosophy*

Category Code	Object Code	2006-07	2007-08	2008-09	2009-10	2010-11
SALARY	FACULTY	\$1,383,390	\$1,249,449	\$1,411,566	\$1,364,265	\$1,201,815
	USPS	\$59,168	\$64,698	\$62,748	\$61,891	\$64,211
	FRINGE BENEFITS	\$394,764	\$357,971	\$406,895	\$397,185	\$344,186
	OTHER SALARY	\$1,349				
<b>SALARY</b>		<b>\$1,838,671</b>	<b>\$1,672,118</b>	<b>\$1,881,209</b>	<b>\$1,823,341</b>	<b>\$1,610,212</b>
EXPENSE	CONSTRUCTION SUPPLIES			\$182		\$21
	CONSULTING & OTHER	\$102		\$300		\$46
	EDUCATIONAL SUPPLIES		\$187	\$60		\$148
	EQUIPMENT & BOOKS	\$2,288	\$88	\$909	\$426	\$1,661
	EXPENSE OTHER	\$1,328	\$1,441			
	MAINT & HEATING SUPPLIES				\$19	\$6
	MOTOR FUELS & LUBRICANTS					\$15
	OFFICE SUPPLIES	\$4,508	\$4,291	\$2,491	\$2,648	\$3,649
	OTHER CURRENT CHARGES	\$60	\$15	\$15	\$15	\$15
	OTHER MATERIALS & SUPPLIES	\$1,644	\$618	\$606	\$301	\$982
	PRINTING	\$369		\$252		
	RENTAL OF BUILDINGS			\$252		
	REPAIRS & MAINTENANCE	\$3,989	\$4,478	\$1,918	\$2,038	\$1,943
	TELEPHONE	\$14,427	\$11,716	\$11,744	\$4,495	\$4,107
	TRAVEL	\$8,947	\$1,714	\$9,165	\$10,791	\$15,786
	POSTAGE			\$1,082	\$1,122	\$912
<b>EXPENSE</b>		<b>\$37,662</b>	<b>\$24,548</b>	<b>\$28,976</b>	<b>\$21,855</b>	<b>\$29,291</b>
OPS	FRINGE BENEFITS	\$207	\$241	\$266		
	FACULTY ADJUNCTS	\$8,169	\$15,561	\$12,000		
	GRAD ASST	\$368,802	\$396,651	\$423,030	\$498,651	\$444,053
	OPS OTHER	\$1,200				
	STUDENT ASST	\$978			\$1,257	\$867
	ADJUNCT FACULTY				\$18,000	\$12,000
	OPS FACULTY				\$39,052	\$23,105
	OPS FRINGE BENEFITS				\$3,645	\$2,114
<b>OPS</b>		<b>\$379,356</b>	<b>\$412,453</b>	<b>\$435,296</b>	<b>\$560,605</b>	<b>\$482,139</b>
OCO	DATA PROCESSING EQUIPMENT	\$7,424				
<b>OCO</b>		<b>\$7,424</b>				
	<b>Department Total:</b>	<b>\$2,263,113</b>	<b>\$2,109,119</b>	<b>\$2,345,481</b>	<b>\$2,405,801</b>	<b>\$2,121,642</b>

**Program : Philosophy**

Number of students who entered the program between 1999 and 2009					Record the number who within the various time spans listed below completed degree within given number of years after enrolling								
	Number of entering doctoral students	Number of students who left the program without a master's or doctoral degree	Number of students who left the program after receiving a master's degree or specialist	Number of students admitted to doctoral candidacy	3 years or less	4 years	5 years	6 years	7 years	8 years	9 years	10 years or more	Number still enrolled after 10 years
1999-2000	8	4	1	6			1	1					
2000-2001	6	2		6			1	1	2				
2001-2002	9	5		7				1	2	1			
2002-2003	6	1	3	2		1	1						
2003-2004	6	2	1	5					1	1			
2004-2005	12	3	3	7			1		2				
2005-2006	10		1	8			2						
2006-2007	11	2		9		1							
2007-2008	7			7			1						
2008-2009	6			4									
2009-2010	4			2									

**Quality Enhancement Review  
Unit Accomplishment Summary  
Teaching and Research Overview  
2010-2011**

**Name of Program:  
Philosophy**

Faculty member	Instructional assignment (%)	Number of organized courses taught (C,D,L)	Number of individualized courses (G,T,I,O,P,R,S,Z)	Instructional contact hours	Number of directed individual studies (DIS)	Number of PhD students supervised	Research assignment (%)	NRC-countable publications and/or creative products	ALL SOURCES			
									Number of proposals submitted	Number of proposals funded	Total grant funds awarded	Number of honors and awards
BISHOP		5.0	8.0	29.5								
CLARKE		4.0	22.0	31.0								
DANCY		3.0	1.0	11.0								
FLEMING		5.0	2.0	14.0								
SUTUS		4.0	1.0	12.5								
LEIBER		2.0	1.0	6.5								
LONG		8.0	0.0	18.0								
MAHAFFEY		6.0	0.0	18.0								
MCNAUGHTON		5.0	9.0	22.5								
MELE		1.0	8.0	16.0								
MORALES		6.0	0.0	15.0								
RAWLING		2.0	3.0	6.0								
ROBERTS		4.0	3.0	13.5								
RUSE		1.5	12.0	12.3								
<b>SUM</b>		56.5	70.0	225.8								
<b>MEAN</b>		4.0	5.0	16.1								
<b>MEDIAN</b>		4.0	2.5	14.5								

**Quality Enhancement Review  
Unit Accomplishment Summary  
Instructional Activities  
2010-2011**

Name of Program: Philosophy

<b>Faculty member</b>	<b>Instructional assignment (%)</b>	<b>Number of organized courses taught (C,D,L)</b>	<b>Total enrollment</b>	<b>Number of individualized courses (G,T,I,O,P,R,S,Z)</b>	<b>Total enrollment</b>	<b>Total instructional contact hours</b>	<b>Total student credit hours</b>	<b>Number of honors courses</b>	<b>Number of thesis/dissertation student committees</b>
BISHOP		5.0	267.0	8.0	18	29.5	924.0		
CLARKE		4.0	226.0	22.0	31	31.0	812.0		
DANCY		3.0	78.0	1.0	2	11.0	258.0		
FLEMING		5.0	160.0	2.0	2	14.0	501.0		
SUTUS		4.0	135.0	1.0	1	12.5	408.0		
LEIBER		2.0	95.0	1.0	1	6.5	288.0		
LONG		8.0	460.0	0.0	0	18.0	1380.0		
MAHAFFEY		6.0	480.0	0.0	0	18.0	1440.0		
MCNAUGHTON		5.0	139.0	9.0	17	22.5	530.0		
MELE		1.0	16.0	8.0	16	16.0	151.0		
MORALES		6.0	253.0	0.0	0	15.0	759.0		
RAWLING		2.0	8.0	3.0	4	6.0	48.0		
ROBERTS		4.0	136.0	3.0	3	13.5	417.0		
RUSE		1.5	17.0	12.0	14	12.3	94.0		
<b>SUM</b>		56.5	2,470	70.0	109	225.8	8,010.0		
<b>MEAN</b>		4	176	5	8	16	572.1		
<b>MEDIAN</b>		4.0	138	2.5	3	14.5	459.0		