

Interdisciplinary Social Science Data Booklet

Fall Term 2013
Quality Enhancement
Review

Prepared by the Office of Institutional Research



**Interdisciplinary Social Science
FALL TERM 2013**

Most recent available statistics

		Report Page No(s)
Degrees Offered	2	1
Majors (Fall 2012 Headcount)		
Undergraduate	732	2-3
Graduate - Masters	-	2-3
Graduate - Specialist	-	2-3
Graduate - Doctorate	-	2-3
Total	732	2-3
2012-2013 Degrees Awarded		
Bachelors	265	4
Masters	-	4
Specialist	-	4
Doctorate	-	4
Total	265	4
Average Class Size (Fall 2012)		
Undergraduate		
Lower - classroom	0.0	5
Upper - classroom	0.0	5
Graduate - classroom	26.0	5
Credit Hours - Annual (2012-2013)		
Fundable	441	6
Non-fundable	9	7
Total	450	8
University (fundable)	1,072,660	SIF*
2012-2013 Department Fundable Hours As Percent of University Fundable Hours	0.0%	calculated
Student FTE's- Annual (state fundable 2012-2013)		
Lower	-	6
Upper	4.7	6
Grad I	7.4	6
Grad II	0.5	6
Total	12.6	6

*SIF=Student Information File

Interdisciplinary Social Science

Fall Term 2013

Table of Contents

	<u>Page</u>
Degree Programs	1
Enrollment by major	2
Degrees Awarded.....	4
Average Class Size	5
Credit Hours by Semester/Fall & Spring/Annual	
Fundable	6
Non-fundable.....	7
Total	8

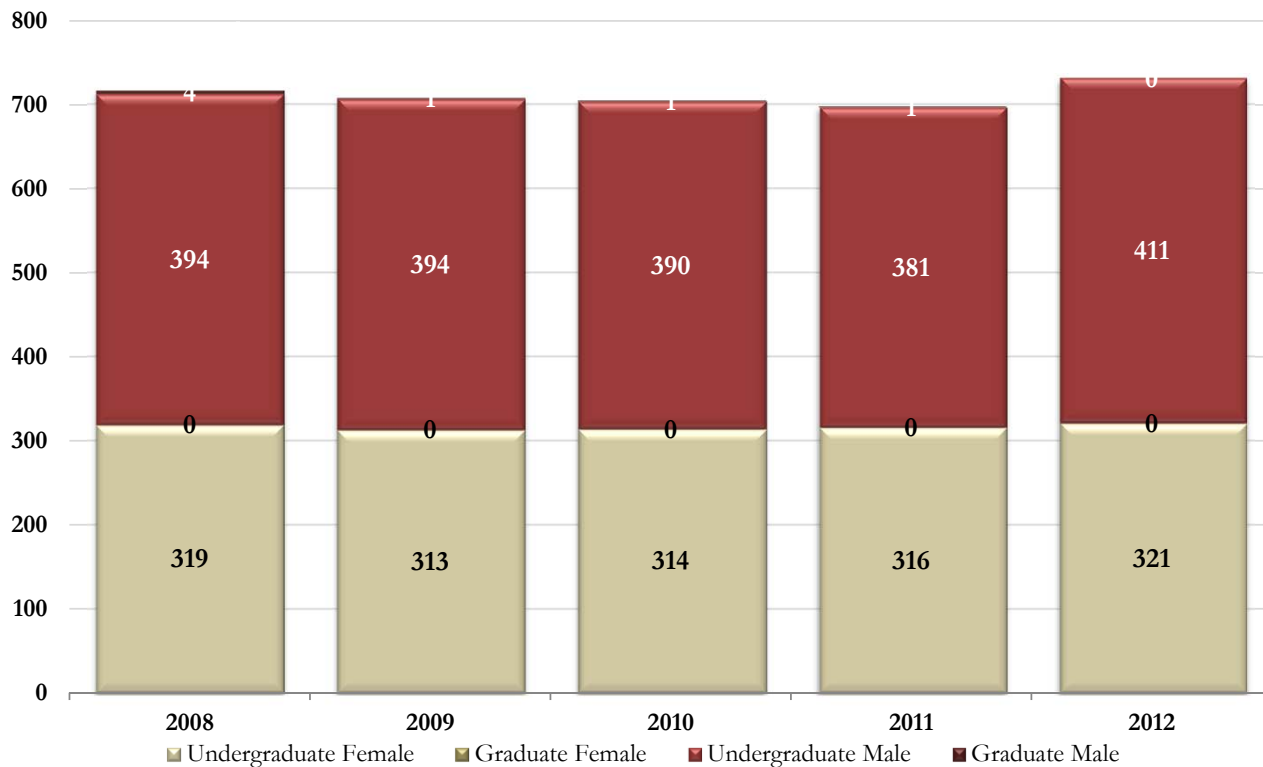
**College of Social Science and Public Policy
Department of Social Sciences Interdisciplinary - Social Science
Degree Programs**

Major Name	Major Code	CIP Code	Degree Offered
Social Science	328810	450101	Bachelors
Social Science	328810	450101	Masters

--- Temporarily suspended at the Masters level ---

Source: Degree Program Inventory, FSU and SUS

College of Social Science and Public Policy
 Department of Social Sciences Interdisciplinary - Social Science
 Enrollment by Fall Semester



Department of Social Sciences
 Interdisciplinary - Social Science

Female

- American Indian/Native Alaskan
- Asian
- Black
- Hispanic
- Native Hawaiian or Pacific Islander
- White
- Non-Resident Alien
- Two or More Races
- Not Reported

Male

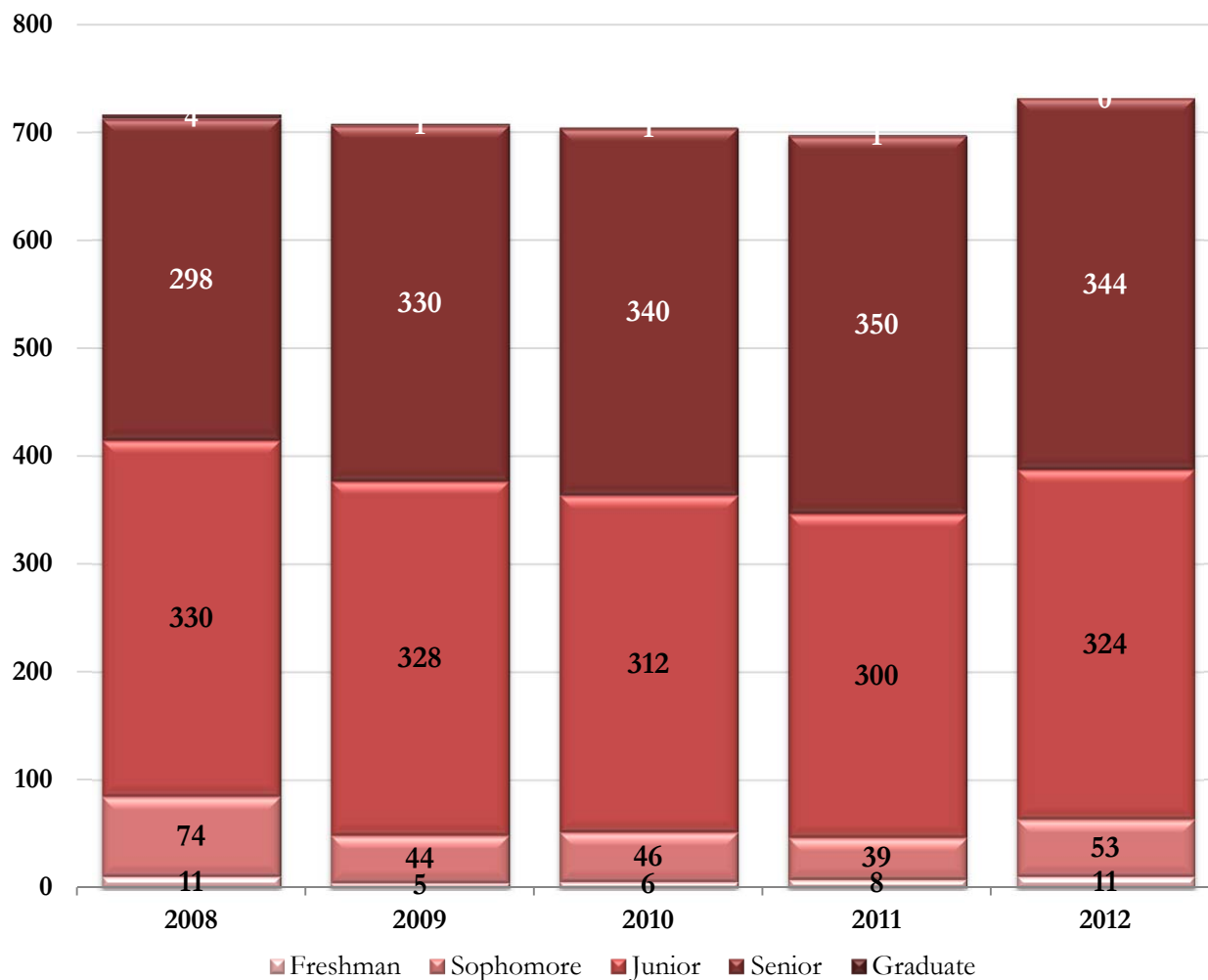
- American Indian/Native Alaskan
- Asian/Pacific Islander
- Black
- Hispanic
- Native Hawaiian or Pacific Islander
- White
- Non-Resident Alien
- Two or More Races
- Not Reported

	Fall 2008		Fall 2009		Fall 2010		Fall 2011		Fall 2012	
	UG	G	UG	G	UG	G	UG	G	UG	G
Total	713	4	707	1	704	1	697	1	732	0
Female	319	0	313	0	314	0	316	0	321	0
American Indian/Native Alaskan	2	0	1	0	3	0	2	0	1	0
Asian	7	0	5	0	3	0	4	0	2	0
Black	60	0	59	0	72	0	65	0	64	0
Hispanic	23	0	20	0	21	0	28	0	31	0
Native Hawaiian or Pacific Islander	0	0	0	0	0	0	0	0	0	0
White	223	0	221	0	200	0	205	0	211	0
Non-Resident Alien	3	0	2	0	7	0	5	0	2	0
Two or More Races	0	0	0	0	4	0	4	0	9	0
Not Reported	1	0	5	0	4	0	3	0	1	0
Male	394	4	394	1	390	1	381	1	411	0
American Indian/Native Alaskan	3	0	5	0	3	0	2	0	0	0
Asian/Pacific Islander	8	0	6	0	11	0	12	0	8	0
Black	68	1	70	0	68	0	64	0	75	0
Hispanic	27	0	28	0	29	0	33	0	46	0
Native Hawaiian or Pacific Islander	0	0	0	0	0	0	0	0	0	0
White	282	3	277	1	270	1	256	1	267	0
Non-Resident Alien	1	0	1	0	4	0	3	0	3	0
Two or More Races	0	0	0	0	3	0	5	0	2	0
Not Reported	5	0	7	0	2	0	6	0	10	0

UG = Undergraduate; G = Graduate

Source: Fall Preliminary Student Instruction Files (SIFP)

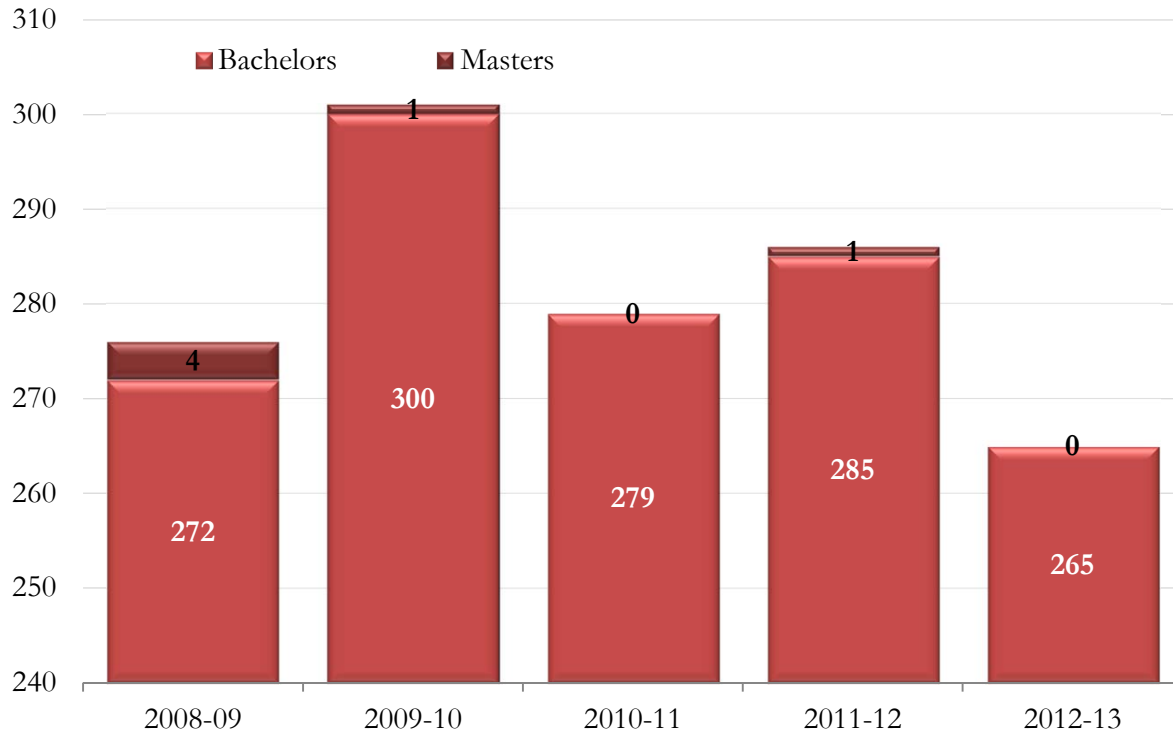
College of Social Science and Public Policy
 Department of Social Sciences Interdisciplinary - Social Science
 Enrollment by Fall Semester
 Major Code: 328810
 Major Description: Social Science



Major Code: 328810	Fall 2008	Fall 2009	Fall 2010	Fall 2011	Fall 2012
Undergraduate	713	707	704	697	732
Freshman	11	5	6	8	11
Sophomore	74	44	46	39	53
Junior	330	328	312	300	324
Senior	298	330	340	350	344
Graduate	4	1	1	1	0
Graduate - Masters	4	1	1	1	0
Graduate - Doctorate	0	0	0	0	0
Total for 328810	717	708	705	698	732

Source: Fall Preliminary Student Instruction Files (SIFP)

College of Social Science and Public Policy
 Department of Social Sciences Interdisciplinary - Social Science
 Degrees Awarded by Semester
 CIP Code: 450101



		Bachelors	Masters	Doctorate	Total
2008-09	Summer '08	103	2	0	105
	Fall '08	72	2	0	74
	Spring '09	97	0	0	97
2008-09	Total	272	4	0	276
2009-10	Summer '09	91	1	0	92
	Fall '09	91	0	0	91
	Spring '10	118	0	0	118
2009-10	Total	300	1	0	301
2010-11	Summer '10	90	0	0	90
	Fall '10	86	0	0	86
	Spring '11	103	0	0	103
2010-11	Total	279	0	0	279
2011-12	Summer '11	89	0	0	89
	Fall '11	78	1	0	79
	Spring '12	118	0	0	118
2011-12	Total	285	1	0	286
2012-13	Summer '12	87	0	0	87
	Fall '12	89	0	0	89
	Spring '13	89	0	0	89
2012-13	Total	265	0	0	265

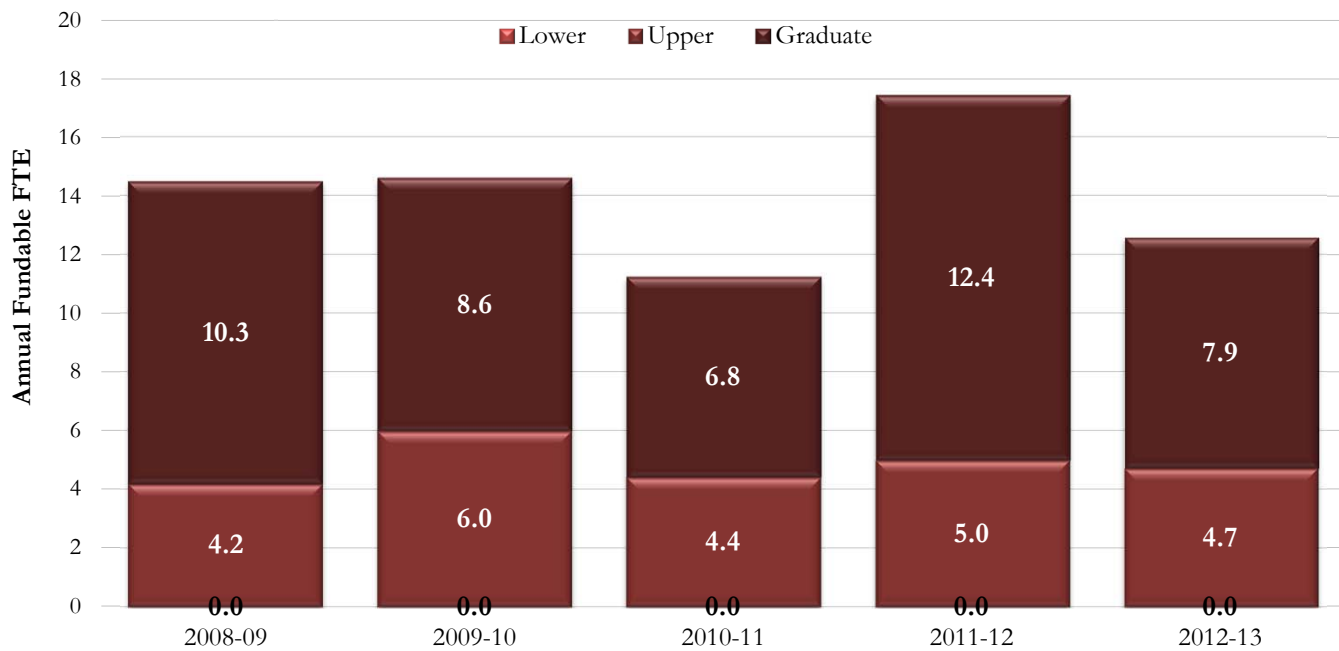
College of Social Science and Public Policy
 Department of Social Sciences Interdisciplinary - Social Science
 Average Class Size



Term	Course Classification	Class Lecture			Discussion			Laboratory		
		Enrolled	Number of Sections	Class Size	Enrolled	Number of Sections	Class Size	Enrolled	Number of Sections	Class Size
Fall 2008	Lower									
	Upper									
	Graduate	43	3	14.3						
	Total	43	3	14.3						
Fall 2009	Lower									
	Upper	20	1	20.0						
	Graduate	13	1	13.0						
	Total	33	2	16.5						
Fall 2010	Lower									
	Upper	2	2	1.0						
	Graduate									
	Total	2	2	1.0						
Fall 2011	Lower									
	Upper									
	Graduate	51	3	17.0						
	Total	51	3	17.0						
Fall 2012	Lower									
	Upper									
	Graduate	26	1	26.0						
	Total	26	1	26.0						

Source: Fall Final Student Instruction Files

College of Social Science and Public Policy
 Department of Social Sciences Interdisciplinary - Social Science
 Fundable Student Credit Hours and FTE



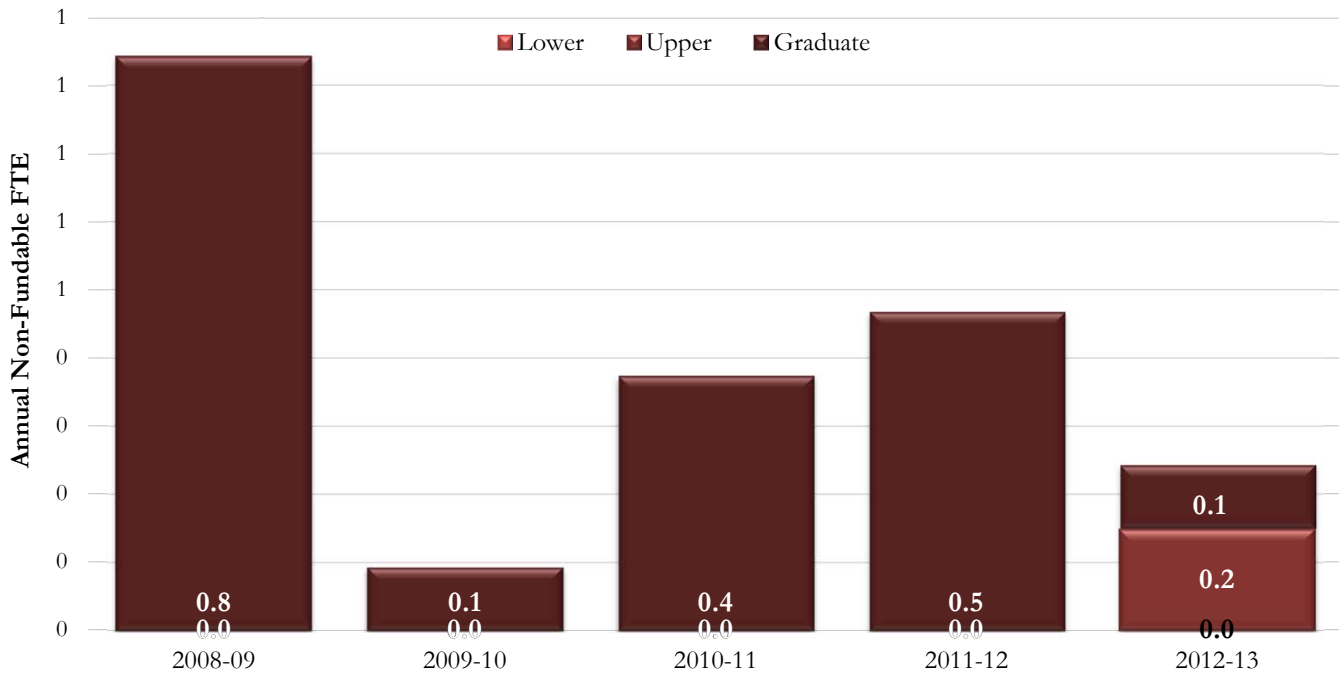
Fundable SCH Produced

Annual Fundable FTE Contribution

	2008	2009	2010	2011	2012		2008	2009	2010	2011	2012
Summer						Summer					
Lower	0	0	0	0	0	Lower	0.0	0.0	0.0	0.0	0.0
Upper	24	42	54	47	27	Upper	0.6	1.1	1.4	1.2	0.7
Grad I	54	75	78	127	81	Grad I	1.7	2.3	2.4	4.0	2.5
Grad II	3	9	0	0	3	Grad II	0.1	0.3	0.0	0.0	0.1
Total	81	126	132	174	111	Total	2.4	3.7	3.8	5.1	3.3
Fall	2008	2009	2010	2011	2012	Fall	2008	2009	2010	2011	2012
Lower	0	0	0	0	0	Lower	0.0	0.0	0.0	0.0	0.0
Upper	33	75	60	42	42	Upper	0.8	1.9	1.5	1.1	1.1
Grad I	126	60	12	178	96	Grad I	3.9	1.9	0.4	5.6	3.0
Grad II	3	0	0	0	0	Grad II	0.1	0.0	0.0	0.0	0.0
Total	162	135	72	220	138	Total	4.9	3.8	1.9	6.6	4.1
Spring	2009	2010	2011	2012	2013	Spring	2009	2010	2011	2012	2013
Lower	0	0	0	0	0	Lower	0.0	0.0	0.0	0.0	0.0
Upper	111	123	63	111	120	Upper	2.8	3.1	1.6	2.8	3.0
Grad I	132	129	126	93	60	Grad I	4.1	4.0	3.9	2.9	1.9
Grad II	12	3	3	0	12	Grad II	0.4	0.1	0.1	0.0	0.4
Total	255	255	192	204	192	Total	7.3	7.2	5.6	5.7	5.3
Annual	2008-09	2009-10	2010-11	2011-12	2012-13	Annual	2008-09	2009-10	2010-11	2011-12	2012-13
Lower	0	0	0	0	0	Lower	0.0	0.0	0.0	0.0	0.0
Upper	168	240	177	200	189	Upper	4.2	6.0	4.4	5.0	4.7
Grad I	312	264	216	398	237	Grad I	9.8	8.3	6.8	12.4	7.4
Grad II	18	12	3	0	15	Grad II	0.6	0.4	0.1	0.0	0.5
Total	498	516	396	598	441	Total	14.5	14.6	11.3	17.4	12.6

Note: Lower and Upper hours are divided by 40 to obtain annual FTE; for all Graduate, hours are divided by 32
 Source: Final Student Instruction Files (SIF)

College of Social Science and Public Policy
 Department of Social Sciences Interdisciplinary - Social Science
 Non-Fundable Student Credit Hours and FTE



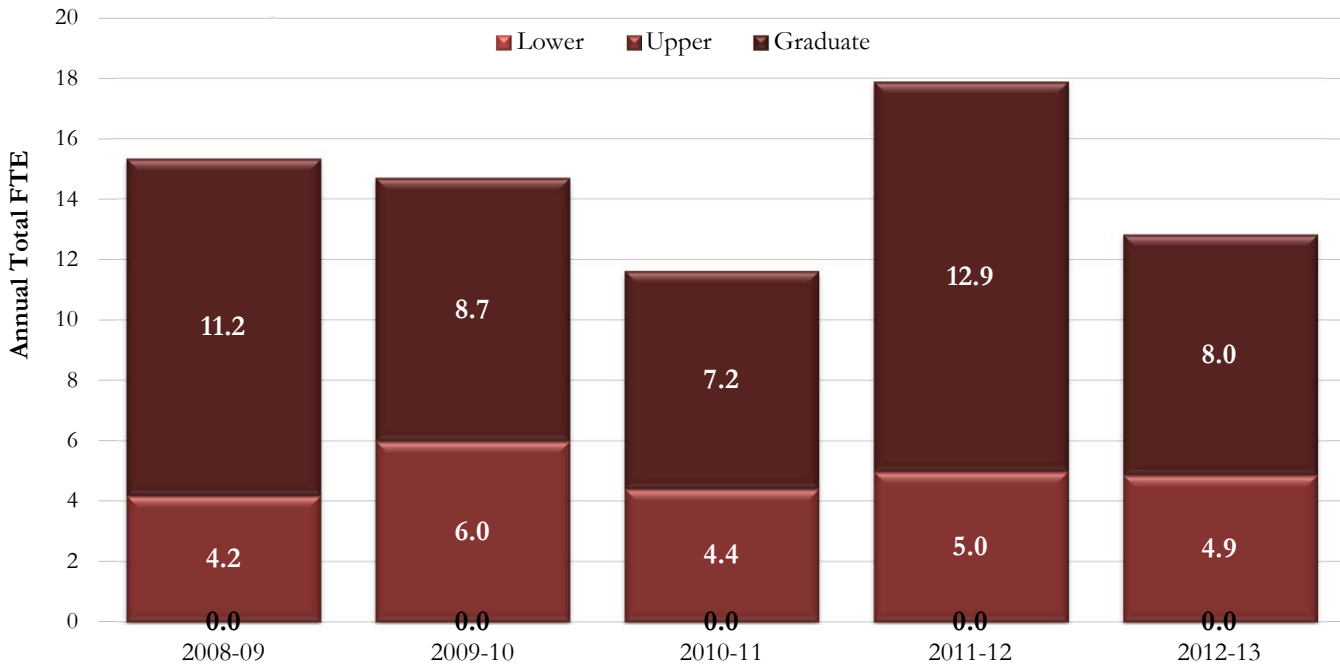
Non-Fundable SCH Produced

Annual Non-Fundable FTE Contribution

Non-Fundable SCH Produced						Annual Non-Fundable FTE Contribution					
Summer	2008	2009	2010	2011	2012	Summer	2008	2009	2010	2011	2012
Lower	0	0	0	0	0	Lower	0.0	0.0	0.0	0.0	0.0
Upper	0	0	0	0	6	Upper	0.0	0.0	0.0	0.0	0.2
Grad I	3	0	6	9	3	Grad I	0.1	0.0	0.2	0.3	0.1
Grad II	3	0	0	0	0	Grad II	0.1	0.0	0.0	0.0	0.0
Total	6	0	6	9	9	Total	0.2	0.0	0.2	0.3	0.2
Fall	2008	2009	2010	2011	2012	Fall	2008	2009	2010	2011	2012
Lower	0	0	0	0	0	Lower	0.0	0.0	0.0	0.0	0.0
Upper	0	0	0	0	0	Upper	0.0	0.0	0.0	0.0	0.0
Grad I	15	0	0	3	0	Grad I	0.5	0.0	0.0	0.1	0.0
Grad II	0	0	0	0	0	Grad II	0.0	0.0	0.0	0.0	0.0
Total	15	0	0	3	0	Total	0.5	0.0	0.0	0.1	0.0
Spring	2009	2010	2011	2012	2013	Spring	2009	2010	2011	2012	2013
Lower	0	0	0	0	0	Lower	0.0	0.0	0.0	0.0	0.0
Upper	0	0	0	0	0	Upper	0.0	0.0	0.0	0.0	0.0
Grad I	6	3	6	3	0	Grad I	0.2	0.1	0.2	0.1	0.0
Grad II	0	0	0	0	0	Grad II	0.0	0.0	0.0	0.0	0.0
Total	6	3	6	3	0	Total	0.2	0.1	0.2	0.1	0.0
Annual	2008-09	2009-10	2010-11	2011-12	2012-13	Annual	2008-09	2009-10	2010-11	2011-12	2012-13
Lower	0	0	0	0	0	Lower	0.0	0.0	0.0	0.0	0.0
Upper	0	0	0	0	6	Upper	0.0	0.0	0.0	0.0	0.2
Grad I	24	3	12	15	3	Grad I	0.8	0.1	0.4	0.5	0.1
Grad II	3	0	0	0	0	Grad II	0.1	0.0	0.0	0.0	0.0
Total	27	3	12	15	9	Total	0.8	0.1	0.4	0.5	0.2

Note: Lower and Upper hours are divided by 40 to obtain annual FTE; for all Graduate, hours are divided by 32
 Source: Final Student Instruction Files (SIF)

College of Social Science and Public Policy
 Department of Social Sciences Interdisciplinary - Social Science
 Total Student Credit Hours and FTE



Total SCH Produced

Annual Total FTE Contribution

Total SCH Produced						Annual Total FTE Contribution					
Summer	2008	2009	2010	2011	2012	Summer	2007	2008	2009	2010	2011
Lower	0	0	0	0	0	Lower	0.0	0.0	0.0	0.0	0.0
Upper	24	42	54	47	33	Upper	0.6	1.1	1.4	1.2	0.8
Grad I	57	75	84	136	84	Grad I	1.8	2.3	2.6	4.3	2.6
Grad II	6	9	0	0	3	Grad II	0.2	0.3	0.0	0.0	0.1
Total	87	126	138	183	120	Total	2.6	3.7	4.0	5.4	3.5
Fall	2008	2009	2010	2011	2012	Fall	2008	2009	2010	2011	2012
Lower	0	0	0	0	0	Lower	0.0	0.0	0.0	0.0	0.0
Upper	33	75	60	42	42	Upper	0.8	1.9	1.5	1.1	1.1
Grad I	141	60	12	181	96	Grad I	4.4	1.9	0.4	5.7	3.0
Grad II	3	0	0	0	0	Grad II	0.1	0.0	0.0	0.0	0.0
Total	177	135	72	223	138	Total	5.3	3.8	1.9	6.7	4.1
Spring	2009	2010	2011	2012	2013	Spring	2009	2010	2011	2012	2013
Lower	0	0	0	0	0	Lower	0.0	0.0	0.0	0.0	0.0
Upper	111	123	63	111	120	Upper	2.8	3.1	1.6	2.8	3.0
Grad I	138	132	132	96	60	Grad I	4.3	4.1	4.1	3.0	1.9
Grad II	12	3	3	0	12	Grad II	0.4	0.1	0.1	0.0	0.4
Total	261	258	198	207	192	Total	7.5	7.3	5.8	5.8	5.3
Annual	2008-09	2009-10	2010-11	2011-12	2012-13	Annual	2008-09	2009-10	2010-11	2011-12	2012-13
Lower	0	0	0	0	0	Lower	0.0	0.0	0.0	0.0	0.0
Upper	168	240	177	200	195	Upper	4.2	6.0	4.4	5.0	4.9
Grad I	336	267	228	413	240	Grad I	10.5	8.3	7.1	12.9	7.5
Grad II	21	12	3	0	15	Grad II	0.7	0.4	0.1	0.0	0.5
Total	525	519	408	613	450	Total	15.4	14.7	11.6	17.9	12.8

Note: Lower and Upper hours are divided by 40 to obtain annual FTE; for all Graduate, hours are divided by 32
 Source: Final Student Instruction Files (SIF)