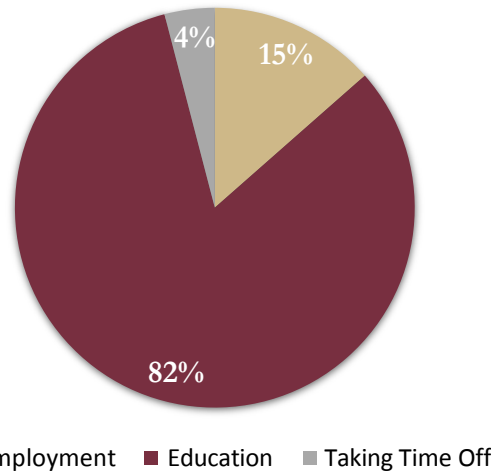


Graduating Seniors: Communication Science & Disorders

The Career Center, in conjunction with the Division of Student Affairs and Institutional Research, has administered a survey to graduating seniors for over a decade, asking students about their post-college plans and their overall FSU experience. Of all the School of Communication Science & Disorders graduates from Summer 2013, Fall 2013, and Spring 2014, 74 graduates participated (96%). The data presented in this report are based on responses to the Graduating Senior Survey at the point of graduation with data on employment and continuing education outcomes updated for graduates who responded to the six-month follow-up survey.

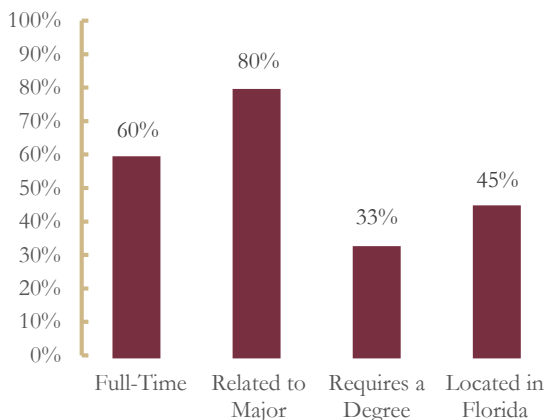
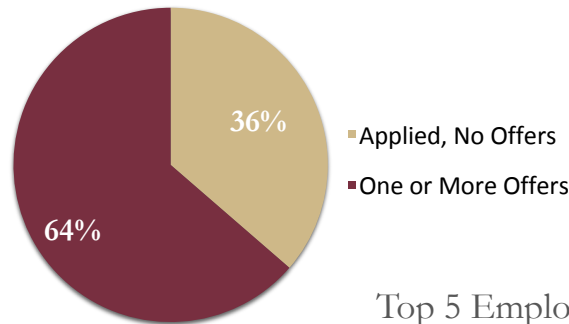
Communication Science & Disorders Post-Graduation Plans

Data indicate that over four-fifths of Communication Science & Disorders graduates are pursuing further education after graduation, and approximately one-seventh are seeking employment.

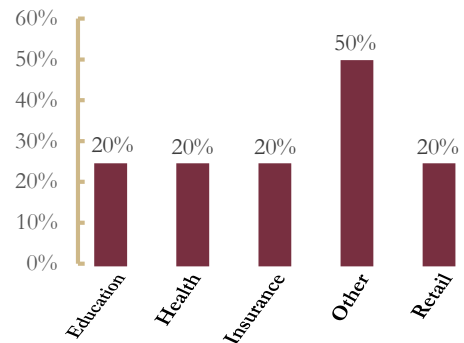


Communication Science & Disorders Post-Graduation Employment

Over one half of graduates whose primary plan was employment received at least one offer of employment and are employed in a wide variety of industries. Also, Communication Science & Disorders graduates most frequently found jobs that were full-time, were related to their major, required a degree, and were located in Florida.

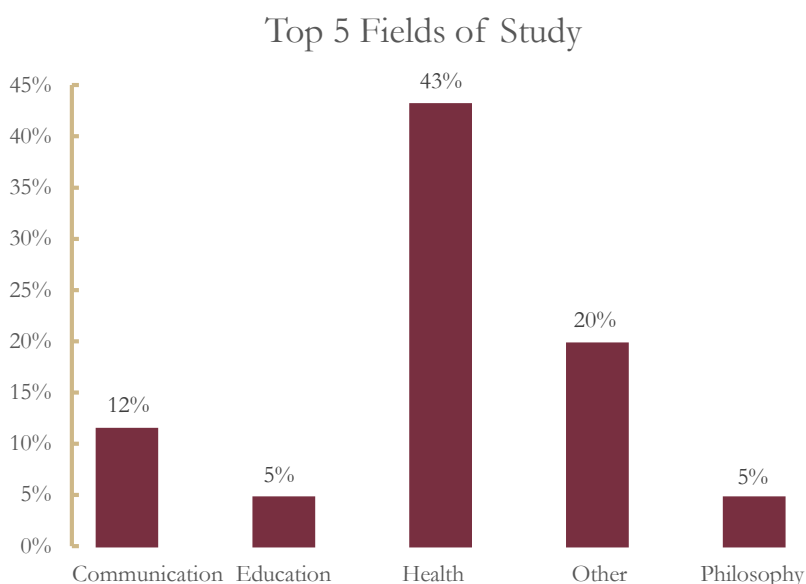
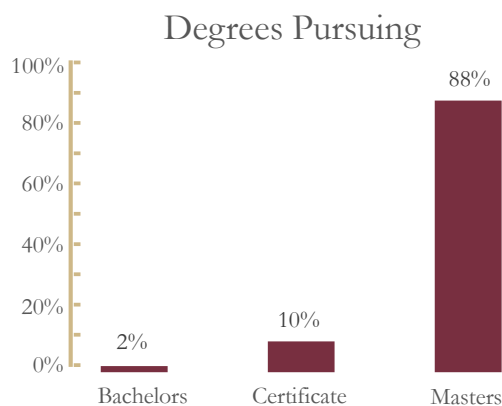
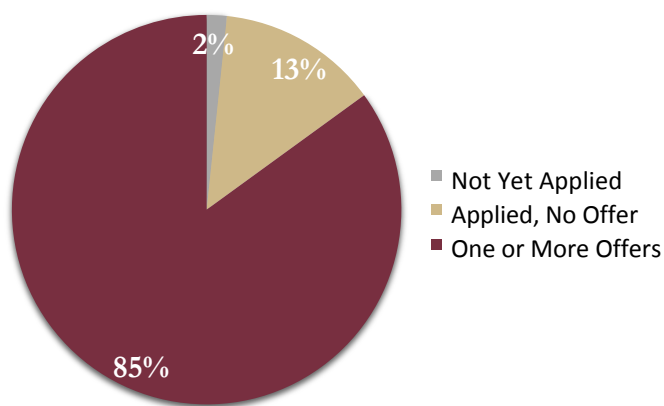


Top 5 Employment Industries



Communication Science & Disorders Post-Graduation Education

More than four-fifths of graduates whose primary plan was to continue their education in Spring 2014 received at least one offer of acceptance at a college or university and are studying in a wide variety of fields.



Communication Science & Disorders Student Characteristics

Communication Science & Disorders graduates have success both inside and outside of the classroom, and participate in various extracurricular activities.

Professional Experience

57% of graduates completed an internship

Giving Back

93% of graduates participated in community service

Campus Involvement

100% of graduates participated in one or more campus activities

Research Experience

59% of graduates participated in a research project

Global Experience

24% of graduates participated in study abroad

Academic Excellence

19% of graduates participated in the honors program