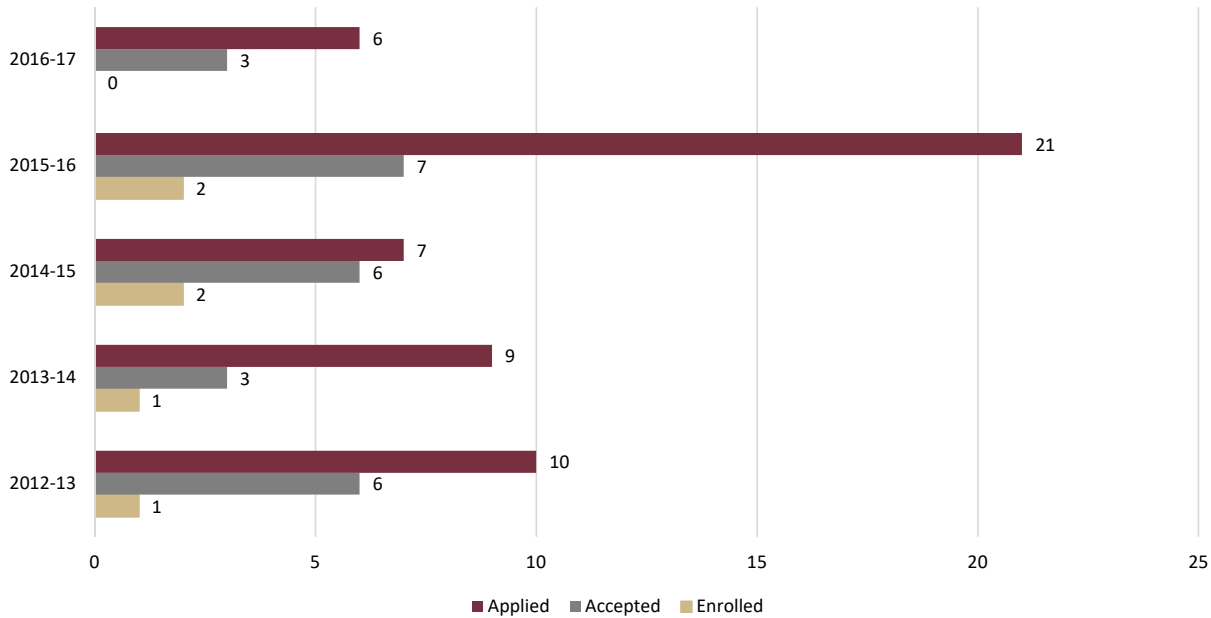


Graduate Admissions - Masters Degree

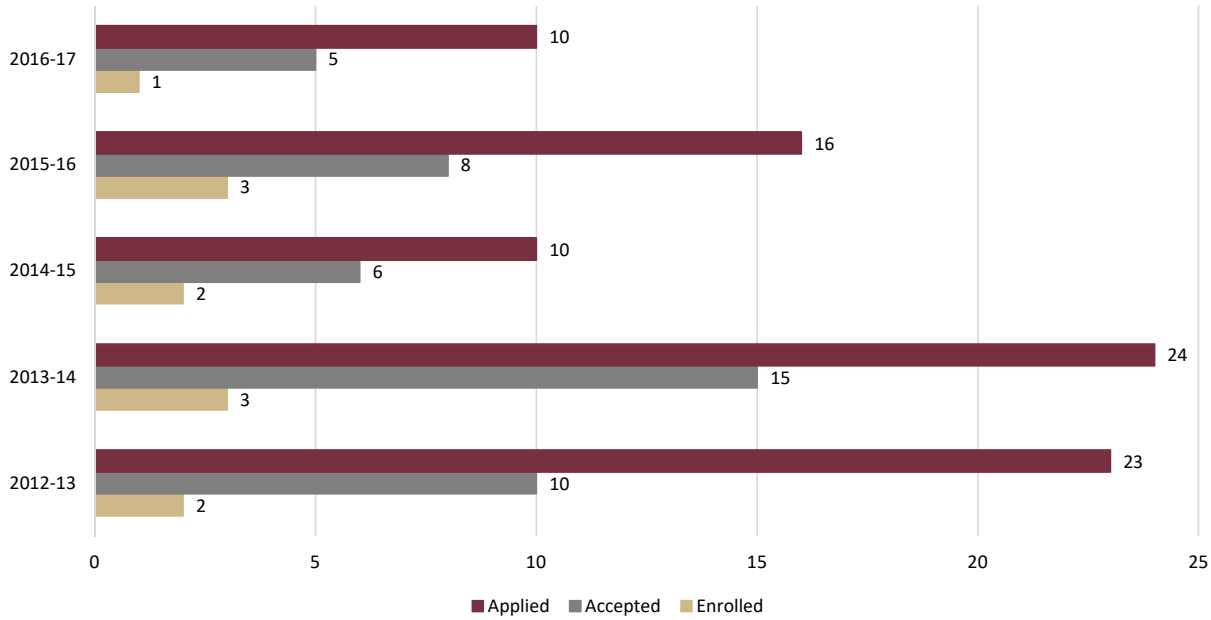


CIP: 130603

Gender	Race/Ethnicity	2012-13			2013-14			2014-15			2015-16			2016-17		
		Applied	Accepted	Enrolled	Applied	Accepted	Enrolled	Applied	Accepted	Enrolled	Applied	Accepted	Enrolled	Applied	Accepted	Enrolled
Female	Nonresident Alien	6	5	1	5	3	1	3	2	1	8	2	1	3	1	0
	Hispanic/Latino	0	0	0	0	0	0	0	0	0	0	0	0	0	0	0
	American Indian/Alaska Native	0	0	0	0	0	0	0	0	0	0	0	0	0	0	0
	Asian	0	0	0	0	0	0	0	0	0	0	0	0	0	0	0
	Black	0	0	0	0	0	0	0	0	0	1	0	0	0	0	0
	Native Hawaiian/Other Pacific Islander	0	0	0	0	0	0	0	0	0	0	0	0	0	0	0
	White	1	0	0	0	0	0	1	1	0	0	0	0	1	1	0
	Two or More Races	0	0	0	0	0	0	0	0	0	0	0	0	0	0	0
	Race and Ethnicity Unknown	0	0	0	1	0	0	0	0	0	0	0	0	0	0	0
<b>Female Total</b>	<b>7</b>	<b>5</b>	<b>1</b>	<b>6</b>	<b>3</b>	<b>1</b>	<b>4</b>	<b>3</b>	<b>1</b>	<b>9</b>	<b>2</b>	<b>1</b>	<b>4</b>	<b>2</b>	<b>0</b>	
Male	Nonresident Alien	2	0	0	3	0	0	2	2	1	8	2	0	1	0	0
	Hispanic/Latino	0	0	0	0	0	0	0	0	0	0	0	0	0	0	0
	American Indian/Alaska Native	0	0	0	0	0	0	0	0	0	0	0	0	0	0	0
	Asian	0	0	0	0	0	0	0	0	0	1	1	0	0	0	0
	Black	0	0	0	0	0	0	0	0	0	1	1	1	0	0	0
	Native Hawaiian/Other Pacific Islander	0	0	0	0	0	0	0	0	0	0	0	0	0	0	0
	White	1	1	0	0	0	0	1	1	0	2	1	0	1	1	0
	Two or More Races	0	0	0	0	0	0	0	0	0	0	0	0	0	0	0
	Race and Ethnicity Unknown	0	0	0	0	0	0	0	0	0	0	0	0	0	0	0
<b>Male Total</b>	<b>3</b>	<b>1</b>	<b>0</b>	<b>3</b>	<b>0</b>	<b>0</b>	<b>3</b>	<b>3</b>	<b>1</b>	<b>12</b>	<b>5</b>	<b>1</b>	<b>2</b>	<b>1</b>	<b>0</b>	
<b>Master's Total</b>	<b>10</b>	<b>6</b>	<b>1</b>	<b>9</b>	<b>3</b>	<b>1</b>	<b>7</b>	<b>6</b>	<b>2</b>	<b>21</b>	<b>7</b>	<b>2</b>	<b>6</b>	<b>3</b>	<b>0</b>	

Source: Admissions Files

Graduate Admissions - Doctoral Degree



CIP: 130603

Gender	Race/Ethnicity	2012-13			2013-14			2014-15			2015-16			2016-17		
		Applied	Accepted	Enrolled	Applied	Accepted	Enrolled	Applied	Accepted	Enrolled	Applied	Accepted	Enrolled	Applied	Accepted	Enrolled
Female	Nonresident Alien	10	5	1	12	9	0	4	1	1	10	5	3	2	1	0
	Hispanic/Latino	0	0	0	0	0	0	0	0	0	0	0	0	0	0	0
	American Indian/Alaska Native	0	0	0	0	0	0	0	0	0	0	0	0	0	0	0
	Asian	0	0	0	0	0	0	0	0	0	0	0	0	0	0	0
	Black	2	0	0	0	0	0	2	2	0	0	0	0	0	0	0
	Native Hawaiian/Other Pacific Islander	0	0	0	0	0	0	0	0	0	0	0	0	0	0	0
	White	0	0	0	0	0	0	0	0	0	0	0	0	0	0	0
	Two or More Races	0	0	0	0	0	0	0	0	0	0	0	0	0	0	0
	Race and Ethnicity Unknown	0	0	0	0	0	0	0	0	0	0	0	0	0	0	0
<b>Female Total</b>	<b>12</b>	<b>5</b>	<b>1</b>	<b>12</b>	<b>9</b>	<b>0</b>	<b>6</b>	<b>3</b>	<b>1</b>	<b>10</b>	<b>5</b>	<b>3</b>	<b>2</b>	<b>1</b>	<b>0</b>	
Male	Nonresident Alien	8	5	1	11	6	3	3	2	1	4	1	0	6	4	1
	Hispanic/Latino	0	0	0	0	0	0	0	0	0	1	1	0	0	0	0
	American Indian/Alaska Native	0	0	0	0	0	0	0	0	0	0	0	0	0	0	0
	Asian	0	0	0	0	0	0	0	0	0	0	0	0	0	0	0
	Black	1	0	0	0	0	0	1	1	0	0	0	0	1	0	0
	Native Hawaiian/Other Pacific Islander	0	0	0	0	0	0	0	0	0	0	0	0	0	0	0
	White	2	0	0	1	0	0	0	0	0	1	1	0	0	0	0
	Two or More Races	0	0	0	0	0	0	0	0	0	0	0	0	0	0	0
	Race and Ethnicity Unknown	0	0	0	0	0	0	0	0	0	0	0	0	1	0	0
<b>Male Total</b>	<b>11</b>	<b>5</b>	<b>1</b>	<b>12</b>	<b>6</b>	<b>3</b>	<b>4</b>	<b>3</b>	<b>1</b>	<b>6</b>	<b>3</b>	<b>0</b>	<b>8</b>	<b>4</b>	<b>1</b>	
<b>Doctorate Total</b>	<b>23</b>	<b>10</b>	<b>2</b>	<b>24</b>	<b>15</b>	<b>3</b>	<b>10</b>	<b>6</b>	<b>2</b>	<b>16</b>	<b>8</b>	<b>3</b>	<b>10</b>	<b>5</b>	<b>1</b>	

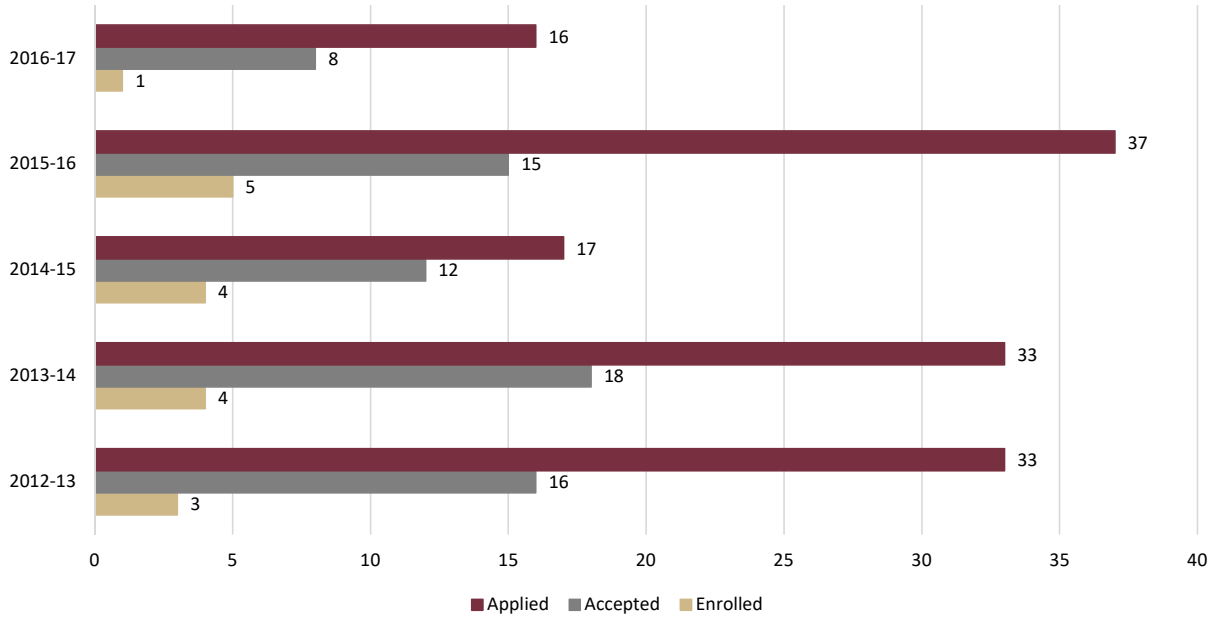
Source: Admissions Files

College of Education

Educational Psychology & Learning Systems | Measurement & Statistics

Table 8: Graduate Application / Enrollment Funnel - Masters and Doctoral Degrees

Graduate Admissions - Masters and Doctoral Degree



CIP: 130603

Gender	Race/Ethnicity	2012-13			2013-14			2014-15			2015-16			2016-17		
		Applied	Accepted	Enrolled	Applied	Accepted	Enrolled	Applied	Accepted	Enrolled	Applied	Accepted	Enrolled	Applied	Accepted	Enrolled
Female	Nonresident Alien	16	10	2	17	12	1	7	3	2	18	7	4	5	2	0
	Hispanic/Latino	0	0	0	0	0	0	0	0	0	0	0	0	0	0	0
	American Indian/Alaska Native	0	0	0	0	0	0	0	0	0	0	0	0	0	0	0
	Asian	0	0	0	0	0	0	0	0	0	0	0	0	0	0	0
	Black	2	0	0	0	0	0	2	2	0	1	0	0	0	0	0
	Native Hawaiian/Other Pacific Islander	0	0	0	0	0	0	0	0	0	0	0	0	0	0	0
	White	1	0	0	0	0	0	1	1	0	0	0	0	1	1	0
	Two or More Races	0	0	0	0	0	0	0	0	0	0	0	0	0	0	0
	Race and Ethnicity Unknown	0	0	0	1	0	0	0	0	0	0	0	0	0	0	0
<b>Female Total</b>	<b>19</b>	<b>10</b>	<b>2</b>	<b>18</b>	<b>12</b>	<b>1</b>	<b>10</b>	<b>6</b>	<b>2</b>	<b>19</b>	<b>7</b>	<b>4</b>	<b>6</b>	<b>3</b>	<b>0</b>	
Male	Nonresident Alien	10	5	1	14	6	3	5	4	2	12	3	0	7	4	1
	Hispanic/Latino	0	0	0	0	0	0	0	0	0	1	1	0	0	0	0
	American Indian/Alaska Native	0	0	0	0	0	0	0	0	0	0	0	0	0	0	0
	Asian	0	0	0	0	0	0	0	0	0	1	1	0	0	0	0
	Black	1	0	0	0	0	0	1	1	0	1	1	1	1	0	0
	Native Hawaiian/Other Pacific Islander	0	0	0	0	0	0	0	0	0	0	0	0	0	0	0
	White	3	1	0	1	0	0	1	1	0	3	2	0	1	1	0
	Two or More Races	0	0	0	0	0	0	0	0	0	0	0	0	0	0	0
	Race and Ethnicity Unknown	0	0	0	0	0	0	0	0	0	0	0	0	1	0	0
<b>Male Total</b>	<b>14</b>	<b>6</b>	<b>1</b>	<b>15</b>	<b>6</b>	<b>3</b>	<b>7</b>	<b>6</b>	<b>2</b>	<b>18</b>	<b>8</b>	<b>1</b>	<b>10</b>	<b>5</b>	<b>1</b>	
<b>Grand Total</b>	<b>33</b>	<b>16</b>	<b>3</b>	<b>33</b>	<b>18</b>	<b>4</b>	<b>17</b>	<b>12</b>	<b>4</b>	<b>37</b>	<b>15</b>	<b>5</b>	<b>16</b>	<b>8</b>	<b>1</b>	

Source: Admissions Files