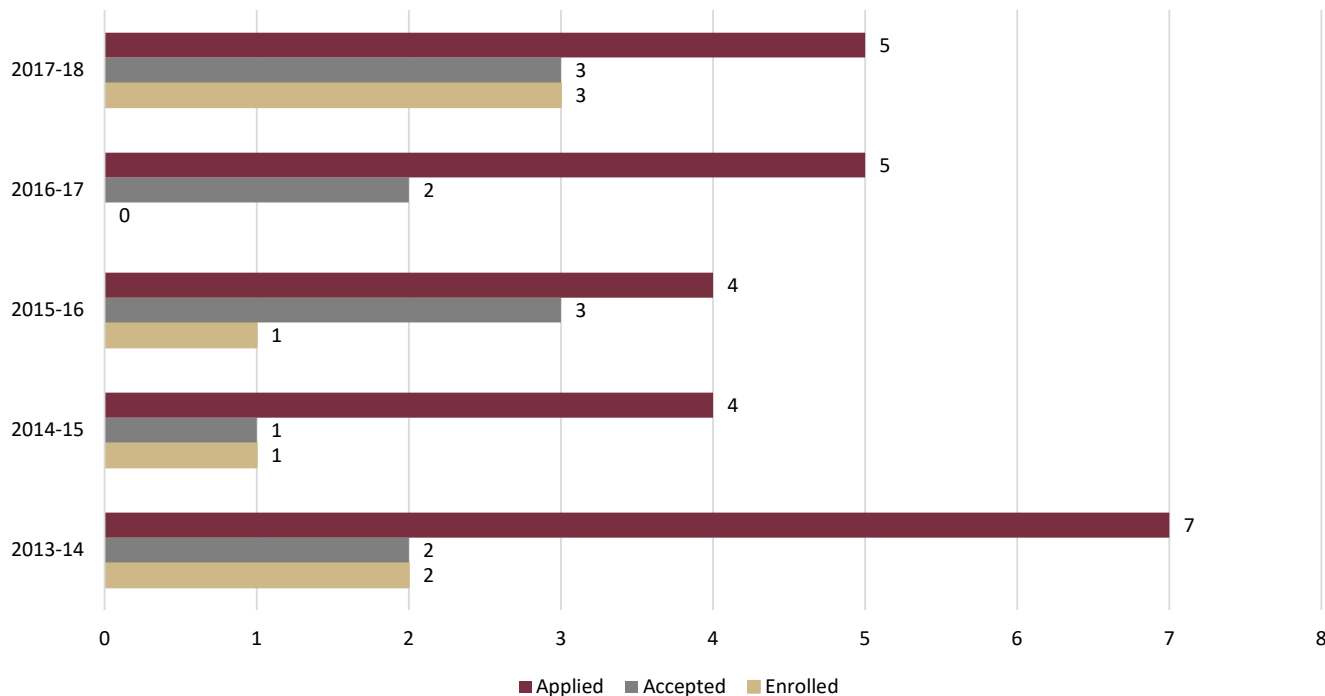


Graduate Admissions - Masters Degree

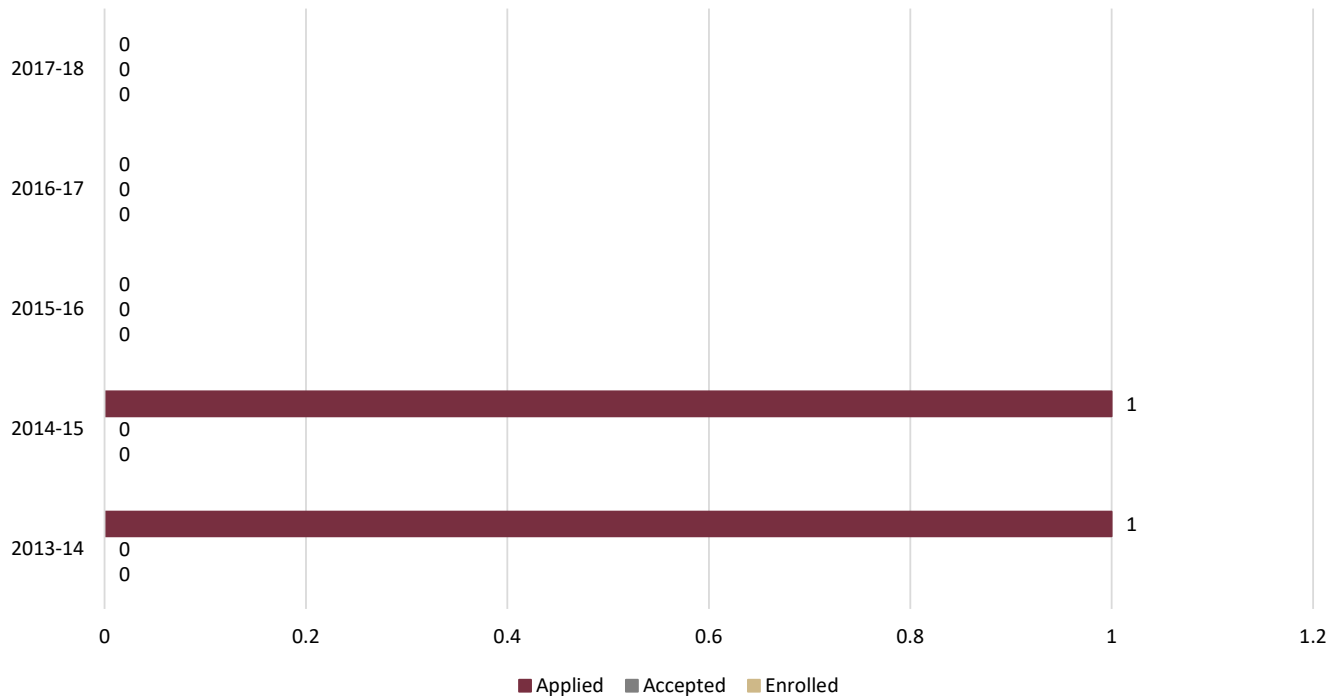


CIP: 540104

Gender	Race/Ethnicity	2013-14			2014-15			2015-16			2016-17			2017-18		
		Applied	Accepted	Enrolled	Applied	Accepted	Enrolled	Applied	Accepted	Enrolled	Applied	Accepted	Enrolled	Applied	Accepted	Enrolled
Female	Nonresident Alien	0	0	0	0	0	0	0	0	0	1	0	0	0	0	0
	Hispanic/Latino	0	0	0	0	0	0	0	0	0	0	0	0	0	0	0
	American Indian/Alaska Native	0	0	0	0	0	0	0	0	0	0	0	0	0	0	0
	Asian	0	0	0	0	0	0	0	0	0	0	0	0	0	0	0
	Black	0	0	0	0	0	0	0	0	0	0	0	0	0	0	0
	Native Hawaiian/Other Pacific Islander	0	0	0	0	0	0	0	0	0	0	0	0	0	0	0
	White	2	0	0	0	0	0	3	3	1	0	0	0	0	0	0
	Two or More Races	0	0	0	0	0	0	0	0	0	0	0	0	0	0	0
	Race and Ethnicity Unknown	0	0	0	0	0	0	0	0	0	0	0	0	0	0	0
Female Total		2	0	0	0	0	0	3	3	1	1	0	0	0	0	0
Male	Nonresident Alien	1	1	1	0	0	0	0	0	0	0	0	0	1	0	0
	Hispanic/Latino	1	0	0	0	0	0	0	0	0	1	1	0	1	0	0
	American Indian/Alaska Native	0	0	0	0	0	0	0	0	0	0	0	0	0	0	0
	Asian	0	0	0	0	0	0	0	0	0	1	0	0	0	0	0
	Black	0	0	0	1	0	0	0	0	0	0	0	0	0	0	0
	Native Hawaiian/Other Pacific Islander	0	0	0	0	0	0	0	0	0	0	0	0	0	0	0
	White	3	1	1	2	1	1	0	0	0	2	1	0	3	3	3
	Two or More Races	0	0	0	0	0	0	0	0	0	0	0	0	0	0	0
	Race and Ethnicity Unknown	0	0	0	1	0	0	1	0	0	0	0	0	0	0	0
Male Total	5	2	2	4	1	1	1	0	0	4	2	0	5	3	3	
Master's Total	7	2	2	4	1	1	4	3	1	5	2	0	5	3	3	

Source: Admissions Files

Graduate Admissions - Doctoral Degree

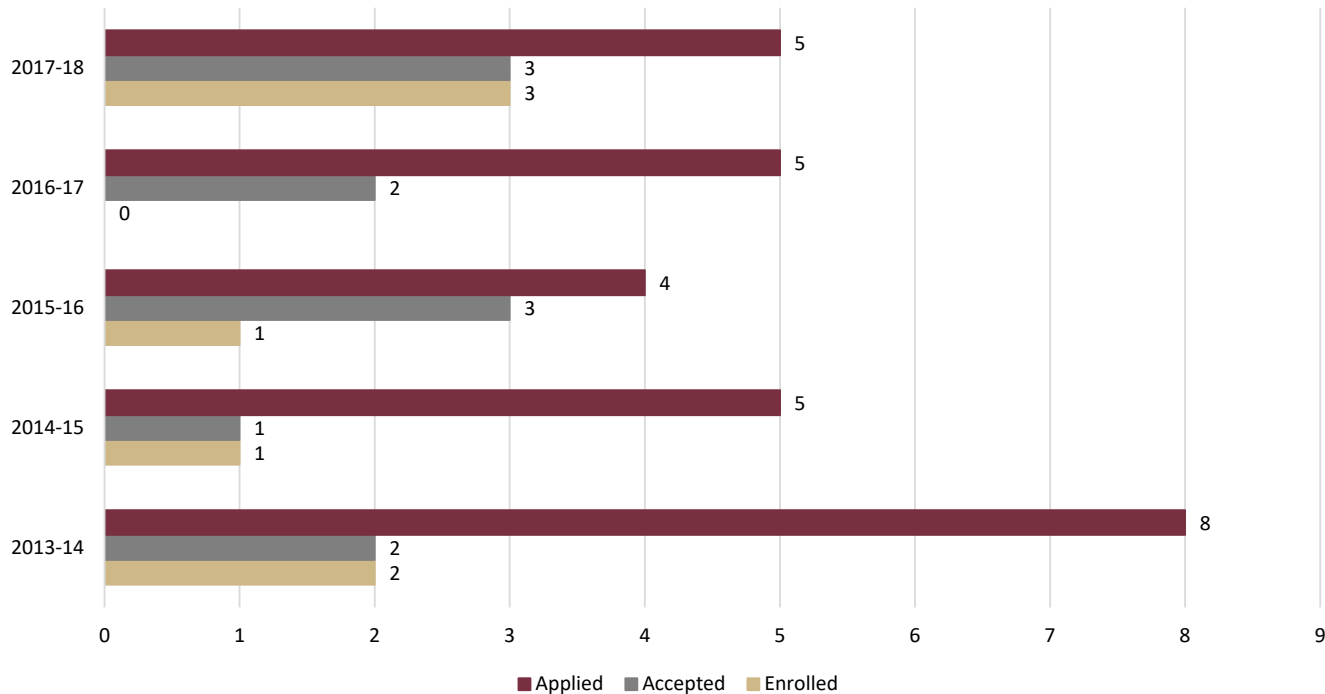


CIP: 540104

Gender	Race/Ethnicity	2013-14			2014-15			2015-16			2016-17			2017-18		
		Applied	Accepted	Enrolled	Applied	Accepted	Enrolled	Applied	Accepted	Enrolled	Applied	Accepted	Enrolled	Applied	Accepted	Enrolled
Female	Nonresident Alien	1	0	0	0	0	0	0	0	0	0	0	0	0	0	0
	Hispanic/Latino	0	0	0	0	0	0	0	0	0	0	0	0	0	0	0
	American Indian/Alaska Native	0	0	0	0	0	0	0	0	0	0	0	0	0	0	0
	Asian	0	0	0	0	0	0	0	0	0	0	0	0	0	0	0
	Black	0	0	0	0	0	0	0	0	0	0	0	0	0	0	0
	Native Hawaiian/Other Pacific Islander	0	0	0	0	0	0	0	0	0	0	0	0	0	0	0
	White	0	0	0	0	0	0	0	0	0	0	0	0	0	0	0
	Two or More Races	0	0	0	0	0	0	0	0	0	0	0	0	0	0	0
	Race and Ethnicity Unknown	0	0	0	0	0	0	0	0	0	0	0	0	0	0	0
Female Total	1	0	0	0	0	0	0	0	0	0	0	0	0	0	0	
Male	Nonresident Alien	0	0	0	0	0	0	0	0	0	0	0	0	0	0	0
	Hispanic/Latino	0	0	0	0	0	0	0	0	0	0	0	0	0	0	0
	American Indian/Alaska Native	0	0	0	0	0	0	0	0	0	0	0	0	0	0	0
	Asian	0	0	0	0	0	0	0	0	0	0	0	0	0	0	0
	Black	0	0	0	0	0	0	0	0	0	0	0	0	0	0	0
	Native Hawaiian/Other Pacific Islander	0	0	0	0	0	0	0	0	0	0	0	0	0	0	0
	White	0	0	0	0	0	0	0	0	0	0	0	0	0	0	0
	Two or More Races	0	0	0	0	0	0	0	0	0	0	0	0	0	0	0
	Race and Ethnicity Unknown	0	0	0	1	0	0	0	0	0	0	0	0	0	0	0
Male Total	0	0	0	1	0	0	0	0	0	0	0	0	0	0	0	
Doctorate Total	1	0	0	1	0	0	0	0	0	0	0	0	0	0	0	

Source: Admissions Files

Graduate Admissions - Masters and Doctoral Degree



CIP: 540104

Gender	Race/Ethnicity	2013-14			2014-15			2015-16			2016-17			2017-18		
		Applied	Accepted	Enrolled	Applied	Accepted	Enrolled	Applied	Accepted	Enrolled	Applied	Accepted	Enrolled	Applied	Accepted	Enrolled
Female	Nonresident Alien	1	0	0	0	0	0	0	0	0	1	0	0	0	0	0
	Hispanic/Latino	0	0	0	0	0	0	0	0	0	0	0	0	0	0	0
	American Indian/Alaska Native	0	0	0	0	0	0	0	0	0	0	0	0	0	0	0
	Asian	0	0	0	0	0	0	0	0	0	0	0	0	0	0	0
	Black	0	0	0	0	0	0	0	0	0	0	0	0	0	0	0
	Native Hawaiian/Other Pacific Islander	0	0	0	0	0	0	0	0	0	0	0	0	0	0	0
	White	2	0	0	0	0	0	3	3	1	0	0	0	0	0	0
	Two or More Races	0	0	0	0	0	0	0	0	0	0	0	0	0	0	0
	Race and Ethnicity Unknown	0	0	0	0	0	0	0	0	0	0	0	0	0	0	0
Female Total	3	0	0	0	0	0	3	3	1	1	0	0	0	0	0	
Male	Nonresident Alien	1	1	1	0	0	0	0	0	0	0	0	0	1	0	0
	Hispanic/Latino	1	0	0	0	0	0	0	0	0	1	1	0	1	0	0
	American Indian/Alaska Native	0	0	0	0	0	0	0	0	0	0	0	0	0	0	0
	Asian	0	0	0	0	0	0	0	0	0	1	0	0	0	0	0
	Black	0	0	0	1	0	0	0	0	0	0	0	0	0	0	0
	Native Hawaiian/Other Pacific Islander	0	0	0	0	0	0	0	0	0	0	0	0	0	0	0
	White	3	1	1	2	1	1	0	0	0	2	1	0	3	3	3
	Two or More Races	0	0	0	0	0	0	0	0	0	0	0	0	0	0	0
	Race and Ethnicity Unknown	0	0	0	2	0	0	1	0	0	0	0	0	0	0	0
Male Total	5	2	2	5	1	1	1	0	0	4	2	0	5	3	3	
Grand Total	8	2	2	5	1	1	4	3	1	5	2	0	5	3	3	

Source: Admissions Files