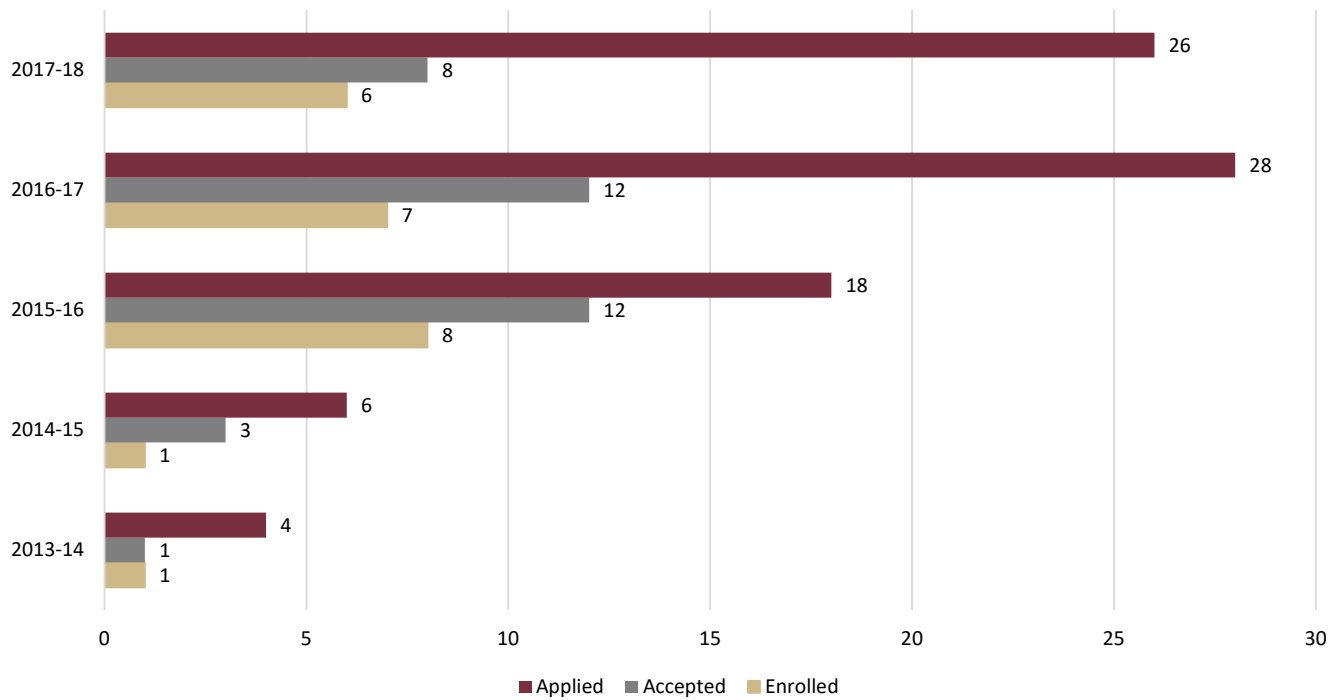


Graduate Admissions - Masters Degree

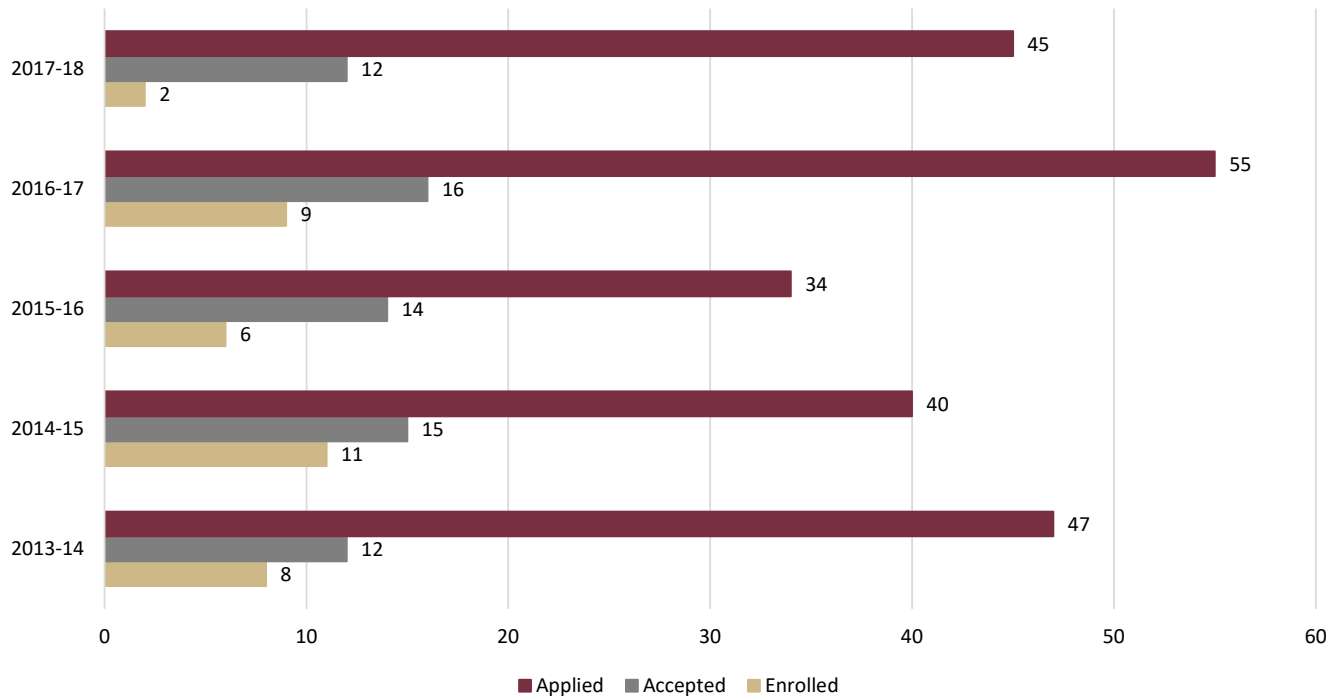


CIP: 380101

Gender	Race/Ethnicity	2013-14			2014-15			2015-16			2016-17			2017-18		
		Applied	Accepted	Enrolled	Applied	Accepted	Enrolled	Applied	Accepted	Enrolled	Applied	Accepted	Enrolled	Applied	Accepted	Enrolled
Female	Nonresident Alien	0	0	0	2	1	0	0	0	0	1	0	0	1	0	0
	Hispanic/Latino	0	0	0	0	0	0	1	1	0	0	0	0	1	1	1
	American Indian/Alaska Native	0	0	0	0	0	0	0	0	0	0	0	0	0	0	0
	Asian	0	0	0	0	0	0	0	0	0	0	0	0	0	0	0
	Black	0	0	0	0	0	0	0	0	0	0	0	0	0	0	0
	Native Hawaiian/Other Pacific Islander	0	0	0	0	0	0	0	0	0	0	0	0	0	0	0
	White	1	1	1	0	0	0	3	3	2	5	4	2	3	2	2
	Two or More Races	0	0	0	0	0	0	1	1	0	0	0	0	2	0	0
	Race and Ethnicity Unknown	0	0	0	0	0	0	0	0	0	0	0	0	0	0	0
Female Total		1	1	1	2	1	0	5	5	2	6	4	2	7	3	3
Male	Nonresident Alien	1	0	0	2	1	0	1	0	0	7	0	0	4	0	0
	Hispanic/Latino	0	0	0	0	0	0	0	0	0	1	1	1	2	0	0
	American Indian/Alaska Native	0	0	0	0	0	0	0	0	0	0	0	0	0	0	0
	Asian	0	0	0	1	1	1	0	0	0	0	0	0	0	0	0
	Black	0	0	0	1	0	0	0	0	0	1	1	0	1	0	0
	Native Hawaiian/Other Pacific Islander	0	0	0	0	0	0	0	0	0	0	0	0	0	0	0
	White	2	0	0	0	0	0	9	5	5	10	4	4	9	3	2
	Two or More Races	0	0	0	0	0	0	0	0	0	0	0	0	2	1	0
	Race and Ethnicity Unknown	0	0	0	0	0	0	3	2	1	3	2	0	1	1	1
Male Total	3	0	0	4	2	1	13	7	6	22	8	5	19	5	3	
Master's Total	4	1	1	6	3	1	18	12	8	28	12	7	26	8	6	

Source: Admissions Files

Graduate Admissions - Doctoral Degree



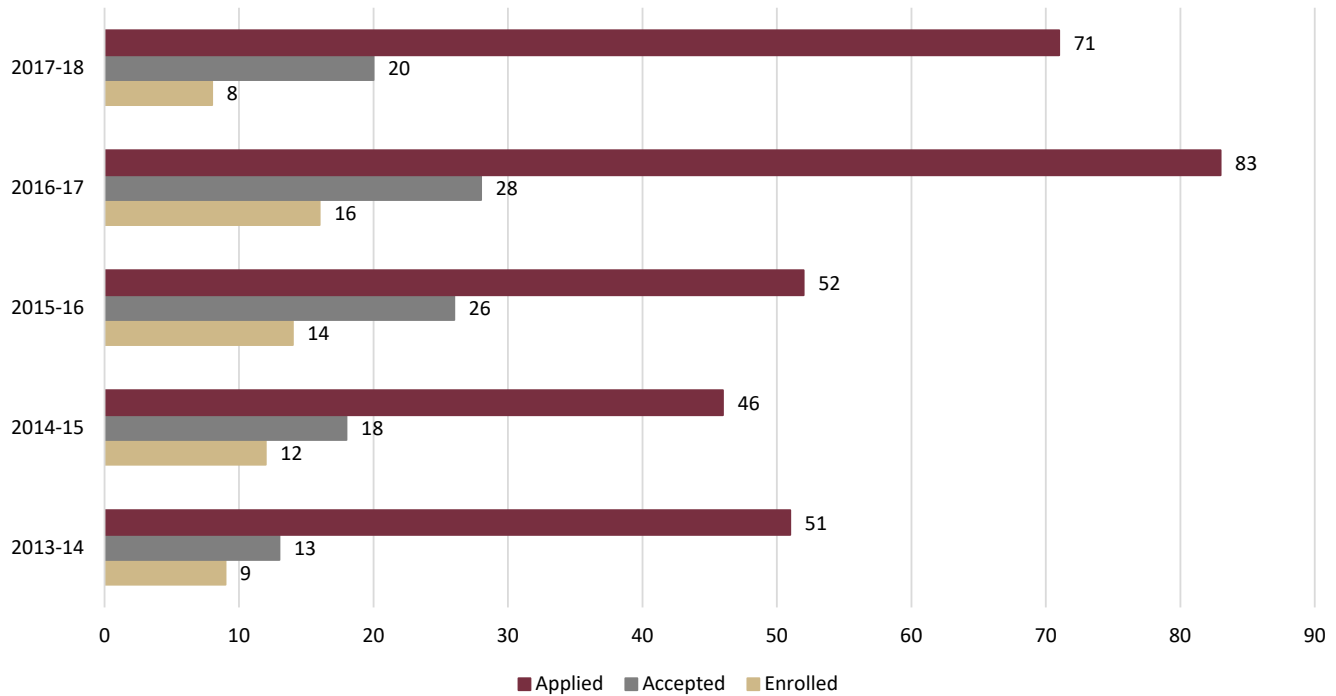
CIP: 380101

Gender	Race/Ethnicity	2013-14			2014-15			2015-16			2016-17			2017-18		
		Applied	Accepted	Enrolled	Applied	Accepted	Enrolled	Applied	Accepted	Enrolled	Applied	Accepted	Enrolled	Applied	Accepted	Enrolled
Female	Nonresident Alien	1	0	0	4	0	0	2	0	0	5	1	0	6	0	0
	Hispanic/Latino	1	0	0	0	0	0	0	0	0	0	0	0	2	0	0
	American Indian/Alaska Native	0	0	0	0	0	0	0	0	0	0	0	0	0	0	0
	Asian	0	0	0	1	1	0	0	0	0	1	1	1	0	0	0
	Black	0	0	0	0	0	0	0	0	0	0	0	0	1	0	0
	Native Hawaiian/Other Pacific Islander	0	0	0	0	0	0	0	0	0	0	0	0	0	0	0
	White	4	1	1	1	1	0	1	1	0	6	4	3	3	1	0
	Two or More Races	0	0	0	0	0	0	0	0	0	0	0	0	0	0	0
	Race and Ethnicity Unknown	2	2	1	0	0	0	0	0	0	0	0	0	0	0	0
Female Total		8	3	2	6	2	0	3	1	0	12	6	4	12	1	0
Male	Nonresident Alien	7	1	0	11	1	0	7	2	1	7	1	1	11	0	0
	Hispanic/Latino	0	0	0	3	1	1	0	0	0	1	1	1	1	1	1
	American Indian/Alaska Native	0	0	0	0	0	0	0	0	0	0	0	0	0	0	0
	Asian	2	1	1	1	0	0	1	0	0	2	1	1	3	2	1
	Black	0	0	0	0	0	5	3	2	1	0	0	0	0	0	0
	Native Hawaiian/Other Pacific Islander	0	0	0	0	0	0	0	0	0	0	0	0	0	0	0
	White	27	6	4	19	11	5	17	7	3	26	5	1	14	5	0
	Two or More Races	0	0	0	0	0	0	0	0	0	1	0	0	1	1	0
	Race and Ethnicity Unknown	3	1	1	0	0	0	3	2	1	6	2	1	3	2	0
Male Total		39	9	6	34	13	11	31	13	6	43	10	5	33	11	2
Doctorate Total		47	12	8	40	15	11	34	14	6	55	16	9	45	12	2

Source: Admissions Files

Table 8: Graduate Application / Enrollment Funnel - Masters and Doctoral Degree Levels

Graduate Admissions - Masters and Doctoral Degree



CIP: 380101

Gender	Race/Ethnicity	2013-14			2014-15			2015-16			2016-17			2017-18		
		Applied	Accepted	Enrolled	Applied	Accepted	Enrolled	Applied	Accepted	Enrolled	Applied	Accepted	Enrolled	Applied	Accepted	Enrolled
Female	Nonresident Alien	1	0	0	6	1	0	2	0	0	6	1	0	7	0	0
	Hispanic/Latino	1	0	0	0	0	0	1	1	0	0	0	0	3	1	1
	American Indian/Alaska Native	0	0	0	0	0	0	0	0	0	0	0	0	0	0	0
	Asian	0	0	0	1	1	0	0	0	0	1	1	1	0	0	0
	Black	0	0	0	0	0	0	0	0	0	0	0	0	1	0	0
	Native Hawaiian/Other Pacific Islander	0	0	0	0	0	0	0	0	0	0	0	0	0	0	0
	White	5	2	2	1	1	0	4	4	2	11	8	5	6	3	2
	Two or More Races	0	0	0	0	0	0	1	1	0	0	0	0	2	0	0
	Race and Ethnicity Unknown	2	2	1	0	0	0	0	0	0	0	0	0	0	0	0
Female Total		9	4	3	8	3	0	8	6	2	18	10	6	19	4	3
Male	Nonresident Alien	8	1	0	13	2	0	8	2	1	14	1	1	15	0	0
	Hispanic/Latino	0	0	0	3	1	1	0	0	0	2	2	2	3	1	1
	American Indian/Alaska Native	0	0	0	0	0	0	0	0	0	0	0	0	0	0	0
	Asian	2	1	1	2	1	1	1	0	0	2	1	1	3	2	1
	Black	0	0	0	1	0	5	3	2	1	1	1	0	1	0	0
	Native Hawaiian/Other Pacific Islander	0	0	0	0	0	0	0	0	0	0	0	0	0	0	0
	White	29	6	4	19	11	5	26	12	8	36	9	5	23	8	2
	Two or More Races	0	0	0	0	0	0	0	0	0	1	0	0	3	2	0
	Race and Ethnicity Unknown	3	1	1	0	0	0	6	4	2	9	4	1	4	3	1
Male Total	42	9	6	38	15	12	44	20	12	65	18	10	52	16	5	
Grand Total	51	13	9	46	18	12	52	26	14	83	28	16	71	20	8	

Source: Admissions Files