

**THE FLORIDA STATE UNIVERSITY**  
**2010-11**  
**FACT BOOK**



Office of Institutional Research  
321 Westcott, Florida State University  
Tallahassee, FL 32306-1360  
(850) 644-4203  
[ir.fsu.edu](http://ir.fsu.edu)

June 2011

## Executive Summary of Statistics

### First Time in College (FTIC) Admission Statistics (summer/fall applications)

	2001	2002	2003	2004	2005	2006	2007	2008	2009	2010
Applied	21,792	21,046	22,438	22,127	22,450	23,687	24,343	25,485	23,439	26,037
Admitted	14,856	14,777	14,465	14,307	14,016	14,027	13,415	11,901	14,308	15,498
Enrolled	5,766	6,387	6,096	6,240	6,067	6,222	6,133	5,027	5,967	5,952
Average SAT Enrolled	1166.7	1145.6	1158.3	1163.8	1159.2	1167.5	1183.7	1196.8	1195.2	1202.7
Average ACT Enrolled	24.6	24.1	24.5	24.6	24.9	25.0	25.5	25.9	26.3	26.4
Average High School GPA	3.63	3.80	3.80	3.73	3.59	3.62	3.63	3.72	3.71	3.76

### New FTIC Students by Residency (annual total)

	2001-02	2002-03	2003-04	2004-05	2005-06	2006-07	2007-08	2008-09	2009-10	2010-11
In-state	4,772	5,742	5,620	5,807	5,660	5,844	5,794	4,786	5,667	5,650
Out-of-State	<u>1,077</u>	<u>779</u>	<u>596</u>	<u>552</u>	<u>518</u>	<u>415</u>	<u>383</u>	<u>246</u>	<u>367</u>	<u>385</u>
<b>Total</b>	<b>5,849</b>	<b>6,521</b>	<b>6,216</b>	<b>6,359</b>	<b>6,178</b>	<b>6,259</b>	<b>6,177</b>	<b>5,032</b>	<b>6,034</b>	<b>6,035</b>

### Student Enrollment - Fall Semesters

	2001	2002	2003	2004	2005	2006	2007	2008	2009	2010
Full-time Undergraduate	24,010	25,434	26,010	26,679	27,217	27,710	28,156	26,463	27,684	28,148
Part-time Undergraduate	3,115	3,306	3,287	3,336	3,201	3,348	3,352	3,181	2,773	2,857
Full-time Graduate	4,268	4,460	4,718	5,009	5,237	5,429	5,685	5,646	5,957	5,981
Part-time Graduate	2,049	2,145	2,133	2,447	2,689	2,745	2,844	2,724	2,600	2,530
Full-time Unclassified	305	301	256	215	320	252	210	200	342	242
Part-time Unclassified	<u>1,715</u>	<u>1,037</u>	<u>924</u>	<u>1,200</u>	<u>988</u>	<u>990</u>	<u>818</u>	<u>922</u>	<u>899</u>	<u>1,080</u>
<b>Total</b>	<b>35,462</b>	<b>36,683</b>	<b>37,328</b>	<b>38,886</b>	<b>39,652</b>	<b>40,474</b>	<b>41,065</b>	<b>39,136</b>	<b>40,255</b>	<b>40,838</b>

### Student Enrollment - Fall Semesters by Ethnicity and Gender

	2001	2002	2003	2004	2005	2006	2007	2008	2009	2010
White Female	14,374	14,580	14,919	15,548	15,750	16,127	16,150	15,274	15,258	15,047
White Male	11,326	11,591	11,715	12,029	12,331	12,707	13,066	12,369	12,646	12,738
Black Female	2,796	2,826	2,812	2,959	2,984	2,940	2,817	2,599	2,576	2,618
Black Male	1,423	1,502	1,482	1,532	1,506	1,544	1,575	1,403	1,443	1,532
Hispanic Female	1,566	1,703	1,817	1,991	2,073	2,193	2,303	2,295	2,518	2,734
Hispanic Male	1,287	1,406	1,499	1,629	1,685	1,786	1,887	1,903	2,062	2,307
Asian Female	521	544	598	602	624	694	723	681	763	731
Asian Male	438	492	511	529	552	598	647	619	682	680
Native American Female	83	81	86	84	92	136	149	156	145	207
Native American Male	69	61	54	63	56	94	108	122	111	150
Non-Resident Alien Female	568	576	566	554	580	555	567	586	640	705
Non-Resident Alien Male	792	871	840	779	769	738	719	702	721	730
Not Reported Female	104	247	226	302	333	174	161	201	340	314
Not Reported Male	<u>115</u>	<u>203</u>	<u>203</u>	<u>285</u>	<u>317</u>	<u>188</u>	<u>193</u>	<u>226</u>	<u>350</u>	<u>345</u>
<b>Total</b>	<b>35,462</b>	<b>36,683</b>	<b>37,328</b>	<b>38,886</b>	<b>39,652</b>	<b>40,474</b>	<b>41,065</b>	<b>39,136</b>	<b>40,255</b>	<b>40,838</b>

### Annual Full-Time Equivalent (FTE) Enrollment

	2000-01	2001-02	2002-03	2003-04	2004-05	2005-06	2006-07	2007-08	2008-09	2009-10
Lower	8,734.4	9,285.0	9,956.8	10,006.2	10,252.9	10,499.7	10,556.0	10,610.3	9,605.9	9,970.0
Upper	10,141.4	10,420.2	10,703.2	10,900.7	10,986.8	11,368.3	11,729.7	12,024.9	11,859.5	12,249.2
Graduate	<u>4,424.8</u>	<u>4,558.3</u>	<u>4,550.9</u>	<u>4,728.9</u>	<u>5,086.3</u>	<u>5,023.5</u>	<u>5,409.1</u>	<u>5,522.4</u>	<u>5,519.1</u>	<u>5,493.3</u>
<b>Total</b>	<b>23,300.6</b>	<b>24,263.5</b>	<b>25,210.9</b>	<b>25,635.8</b>	<b>26,326.0</b>	<b>26,891.5</b>	<b>27,694.8</b>	<b>28,157.6</b>	<b>26,984.5</b>	<b>27,712.5</b>

### Degrees Awarded

	2000-01	2001-02	2002-03	2003-04	2004-05	2005-06	2006-07	2007-08	2008-09	2009-10
Baccalaureate	5,467	5,912	6,335	6,578	6,856	6,938	7,189	7,615	7,630	7,927
Master's	1,463	1,553	1,593	1,536	1,681	1,821	1,989	2,075	2,129	2,203
Advanced Master's	0	0	0	0	0	0	0	0	0	0
Specialist	47	94	51	57	44	51	54	62	47	42
Juris Doctorate	220	227	242	208	274	240	233	305	263	249
Medical Doctorate	0	0	0	0	27	36	48	57	74	94
Doctorate	<u>251</u>	<u>248</u>	<u>290</u>	<u>271</u>	<u>276</u>	<u>325</u>	<u>350</u>	<u>368</u>	<u>343</u>	<u>340</u>
<b>Total</b>	<b>7,448</b>	<b>8,034</b>	<b>8,511</b>	<b>8,650</b>	<b>9,158</b>	<b>9,411</b>	<b>9,863</b>	<b>10,482</b>	<b>10,486</b>	<b>10,855</b>

## Executive Summary of Statistics

### Nine- & Twelve-Month State Funded Filled FTE Faculty Positions (excludes Medicine)

	2001-02	2002-03	2003-04	2004-05	2005-06	2006-07	2007-08	2008-09	2009-10	2010-11
Professor	533.64	547.97	500.67	492.52	484.52	490.90	493.43	470.93	480.35	490.00
Associate Professor	328.49	330.00	318.00	335.00	332.00	344.35	382.00	377.73	368.73	356.41
Assistant Professor	269.82	280.00	316.00	329.50	327.00	349.00	327.00	288.00	267.00	238.67
Instructor	14.00	14.50	11.85	9.00	13.50	12.50	14.50	9.50	7.50	3.50
Other	<u>280.13</u>	<u>303.15</u>	<u>301.15</u>	<u>325.53</u>	<u>333.64</u>	<u>356.34</u>	<u>375.11</u>	<u>369.19</u>	<u>352.34</u>	<u>357.40</u>
<b>All Ranks</b>	<b>1,426.08</b>	<b>1,475.62</b>	<b>1,447.67</b>	<b>1,491.55</b>	<b>1,490.66</b>	<b>1,553.09</b>	<b>1,592.04</b>	<b>1,515.35</b>	<b>1,475.92</b>	<b>1,445.98</b>

### Nine-Month Filled Faculty Average Salary by Rank (excludes Medicine)

	2001-02	2002-03	2003-04	2004-05	2005-06	2006-07	2007-08	2008-09	2009-10	2010-11
Professor	\$81,314	\$85,173	\$88,150	\$89,092	\$92,222	\$98,609	\$100,431	\$101,364	\$104,603	\$103,696
Associate Professor	\$58,108	\$59,981	\$61,202	\$62,495	\$65,384	\$68,762	\$70,661	\$70,836	\$72,880	\$73,755
Assistant Professor	\$52,852	\$54,627	\$55,925	\$58,105	\$60,094	\$65,410	\$66,393	\$67,504	\$70,639	\$71,900
<b>All Ranks</b>	<b>\$65,194</b>	<b>\$67,611</b>	<b>\$68,293</b>	<b>\$69,120</b>	<b>\$71,791</b>	<b>\$76,114</b>	<b>\$77,373</b>	<b>\$78,250</b>	<b>\$81,671</b>	<b>\$82,675</b>

### Total University Operating Budget (in millions, may not sum to total due to rounding)

	2001-02	2002-03	2003-04	2004-05	2005-06	2006-07	2007-08	2008-09	2009-10	2010-11
Education & General	\$351.0	\$369.0	\$382.2	\$424.0	\$442.9	\$467.1	\$502.3	\$491.3	\$468.9	\$490.2
Auxiliary Enterprises	\$134.3	\$141.1	\$165.5	\$161.2	\$177.8	\$184.3	\$196.1	\$204.7	\$199.6	\$190.6
Contracts & Grants	\$110.8	\$156.9	\$163.7	\$178.1	\$182.6	\$185.2	\$212.9	\$220.8	\$193.3	\$225.9
Local Funds	<u>\$120.1</u>	<u>\$141.6</u>	<u>\$145.6</u>	<u>\$154.8</u>	<u>\$167.4</u>	<u>\$175.1</u>	<u>\$182.0</u>	<u>\$195.0</u>	<u>\$186.8</u>	<u>\$224.1</u>
<b>Total</b>	<b>\$716.2</b>	<b>\$808.7</b>	<b>\$857.0</b>	<b>\$918.2</b>	<b>\$970.7</b>	<b>\$1,011.7</b>	<b>\$1,093.3</b>	<b>\$1,111.7</b>	<b>\$1,048.7</b>	<b>\$1,130.7</b>

### Tuition & Fees per Credit Hour (does not include a \$20 per student per semester facility use fee beginning in 2008-09)

	2001-02	2002-03	2003-04	2004-05	2005-06	2006-07	2007-08	2008-09	2009-10	2010-11
<b>Undergraduate:</b>										
Resident	\$83.77	\$89.48	\$95.32	\$101.25	\$106.93	\$110.23	\$111.83	\$131.58	\$150.87	\$173.26
Non-resident	\$346.69	\$407.61	\$462.92	\$518.13	\$544.65	\$547.95	\$549.55	\$613.06	\$632.35	\$654.74
<b>Graduate:</b>										
Resident	\$165.95	\$183.16	\$201.17	\$223.66	\$235.45	\$242.60	\$254.68	\$280.75	\$322.71	\$371.18
Non-resident	\$573.11	\$675.82	\$735.70	\$825.00	\$866.85	\$874.00	\$886.08	\$912.15	\$954.11	\$1,002.58
<b>Law:</b>										
Resident	\$185.15	\$204.33	\$224.71	\$250.15	\$300.02	\$327.89	\$358.99	\$411.72	\$473.32	\$544.39
Non-resident	\$609.25	\$717.49	\$817.67	\$917.23	\$919.34	\$994.97	\$1,026.07	\$1,078.80	\$1,040.35	\$1,196.47
<b>Medical (block fees - two semesters):</b>										
Resident	\$12,408	\$13,685	\$15,126	\$16,919	\$17,787	\$17,824	\$17,882	\$18,068	\$18,270	\$19,841
Non-resident	\$33,328	\$38,998	\$44,376	\$49,825	\$52,338	\$52,376	\$52,433	\$52,619	\$52,822	\$54,392

### External Sources for Research, Service and Training Funds (in thousands, may not sum to total due to rounding)

	2000-01	2001-02	2002-03	2003-04	2004-05	2005-06	2006-07	2007-08	2008-09	2009-10
Federal Government	\$83,714	\$102,914	\$122,399	\$143,662	\$121,654	\$144,521	\$136,328	\$135,409	\$141,399	\$179,525
State/Local Govt.	\$29,527	\$28,054	\$17,036	\$22,332	\$21,424	\$28,327	\$33,952	\$38,626	\$34,115	\$17,170
Private and Other	<u>\$16,941</u>	<u>\$16,969</u>	<u>\$22,339</u>	<u>\$16,701</u>	<u>\$18,469</u>	<u>\$17,190</u>	<u>\$22,696</u>	<u>\$21,752</u>	<u>\$24,314</u>	<u>\$18,596</u>
<b>Total</b>	<b>\$130,182</b>	<b>\$147,936</b>	<b>\$161,774</b>	<b>\$182,695</b>	<b>\$161,547</b>	<b>\$190,038</b>	<b>\$192,977</b>	<b>\$195,787</b>	<b>\$199,829</b>	<b>\$215,291</b>

### University Library Statistics (includes all university libraries)

	2000-01	2001-02	2002-03	2003-04	2004-05	2005-06	2006-07	2007-08	2008-09	2009-10
Volumes (in thousands)	2,442	2,523	2,620	2,739	2,890	2,948	3,442	3,484	3,034	2,886
e-books	N/A	54,514	83,055	243,627	245,993	334,571	451,737	477,476	549,404	878,189
Electronic Journals	N/A	14,437	17,469	26,965	29,485	145,490	98,851	42,622	52,201	53,691
Databases	N/A	250	275	296	300	300	350	440	610	746

### Library Expenditures (in thousands):

Books/Related Materials	\$9,566	\$6,736	\$6,904	\$6,601	\$6,892	\$7,650	\$6,840	\$8,183	\$8,063	\$8,749
Total Library Expenditures	\$15,554	\$13,694	\$14,017	\$13,683	\$15,375	\$15,084	\$14,399	\$15,963	\$15,750	\$16,423

# Table of Contents

---

This 2010-11 Florida State University Fact Book provides the most current data available for a general description of the activities of the university. Student information is provided through the Fall 2010 semester, or the 2009-10 academic year for annual figures. Other data are as current as could be obtained at the time of publication.

## INTRODUCTION

Mission, Vision, and Strategic Priorities of The Florida State University .....	1
Florida State University Perspective .....	2
Seal of The Florida State University .....	3
History of The Florida State University.....	4
Accreditations.....	6
Governing Boards - Florida State University's Board of Trustees .....	8
Governing Boards - State University System .....	9
Historical Presidents and Current Officers of the University .....	10
Organizational Structure .....	11
Operating Budget, 2010-11 .....	12
Education and General Allocated Resources by Program Component, 2010-11 .....	13
Faculty Senate .....	14
External Sources for Research, Service, and Training Funds .....	15
Tallahassee/Leon County, Florida .....	16

## STUDENTS

Student Characteristics, Fall 2010 .....	18
First Time in College (FTIC) Admission Statistics, 2002-2010 .....	19
New Student Headcount .....	20
Headcount Enrollment (by Gender, Ethnicity, Level, Status, Campus, and Age), Fall Semesters .....	22
Headcount Enrollment (by School/College), Fall Semesters .....	23
Geographical Origin of Students by Florida County, Fall Semesters .....	24
Geographical Origin of Students by State, Fall Semesters.....	26
Geographical Origin of Students by Country, Fall 2010 .....	28
Geographical Origin of First Time in College (FTIC) Students by Florida County, Fall 2010 .....	29
First Time in College (FTIC) Students by High School and State, Fall 2010 .....	30
Florida Community/Junior College Transfers to FSU, Fall Semesters .....	31
Retention and Graduation Rates for Full-Time FTICs (Fall Cohorts) .....	32
Retention and Graduation Rates for Full-Time Transfers (Fall Cohorts) .....	34
Total Student Credit Hours by Course Level and Class Level, Fall 2010 .....	36
State Fundable Student Credit Hours by Department, Fall 2010 .....	37
State Fundable Student Credit Hours and Headcount By Level/Semester .....	40
Annual Full-Time Equivalent (FTE) Enrollment (2004-05 through 2009-10 by Department) .....	41
Annual FTE Enrollment by College (2004-05 through 2009-10) .....	51
Headcount Summaries by Academic Department (Fall 2009 & Fall 2010).....	52
Headcount Summaries by College, Fall Semesters .....	55
Degrees Awarded by Program: 2009-10 (Summer, Fall, Spring) .....	57
Degrees Awarded by College by Year (Summer, Fall, Spring) .....	60
Enrollment History: Headcount by Level (Fall Terms Since 1908) .....	62
Residence of Alumni by State .....	63
Residence of Alumni by Florida County .....	64
Panama City Campus Student Headcount Enrollment, Fall Semesters .....	65
Distance Learning Course Enrollment and Student Credit Hours .....	68
Enrollment by Location (Campus, International & Distance Learning) .....	69

# Table of Contents

---

## FACULTY AND STAFF

Faculty Characteristics and Citations .....	71
Faculty Positions .....	72
Fall Headcount & Annual Student FTE per Filled Faculty Positions .....	73
Mean Salary by Rank for Nine-Month Faculty, 2010-11 .....	74
Faculty Salary Trends .....	75
College of Medicine Faculty .....	76
Employee Raise Information - Percentages .....	77
Sources of Doctoral Degree, Instructional Faculty .....	78
Tenured Faculty by Age, 2010-11 .....	79
Full-time Employees by Position, Ethnicity and Gender, Fall 2010 .....	80

## AWARDS AND HONORS

Eminent Scholar Chairs .....	82
Eppes, Daisy Parker Flory, and McKenzie Professors .....	83
The President & Provost's Named Professorship Program .....	84
Robert O. Lawton Distinguished Professors .....	87
University Teaching Awards .....	88
Developing Scholar & Graduate Faculty Mentor Awards .....	92
University Advising Awards .....	94
University Distinguished Teacher and Distinguished Research Professor Awards .....	95
Other Faculty and University Dignitary Honors and Awards .....	96
Ross Oglesby Award .....	97
Honorary Degrees Awarded and Westcott Distinguished Service Medal Recipients .....	98

## SUPPORT SERVICES

Institutes and Research Centers .....	102
FSU Buildings - Some Facts .....	105
FSU Buildings - Gross Square Feet and Number of Rooms .....	107
Florida State University Site and Acreage Holdings .....	110
University Libraries .....	111
Academic & Professional Program Services (APPS) .....	112
APPS Degree and Certificate Programs Offered, 2010-11 .....	113
Division of Student Affairs .....	114
Intercollegiate Athletics .....	116
The Florida State University Ensembles .....	118
The Florida State University Flying High Circus .....	119

## APPENDIX

Florida State University Degree Program Inventory as of June 2011 .....	Appendix A
Glossary .....	Appendix B

The Florida State University Fact Book is published annually by the Office of Institutional Research. In conjunction with the entire Institutional Research staff and departments across campus, information is compiled by Andrew Brady. Inquiries may be directed to Mr. Brady, [abrady@fsu.edu](mailto:abrady@fsu.edu), or to Richard Burnette, Director of Institutional Research, [rburnette@admin.fsu.edu](mailto:rburnette@admin.fsu.edu), (850) 644-4203.

Pictures in this year's book include: President Eric Barron; graduate student Corey Thompson; Lawton Award winner Jawole Willa Jo Zollar; retiring long-time Provost Larry Abele, newly renovated Ruby Diamond Concert Hall, and Dodd Hall.

Sincere thanks are extended to those offices that provided data or otherwise assisted in the production of this publication.

A version of this fact book and an archive of past editions may be found online at: [ir.fsu.edu/Factbooks/](http://ir.fsu.edu/Factbooks/).

---

---

# Introduction



Photo: FSU Photo Lab

President Eric J. Barron

# Mission, Vision, and Strategic Priorities of The Florida State University

---

**Prologue:** The Florida State University was founded in 1851 and has developed from one of the nation's preeminent women's colleges into a comprehensive graduate-research university, offering a broad array of academic and professional programs at all degree levels.

**Mission:** The Florida State University preserves, expands, and disseminates knowledge in the sciences, technology, arts, humanities, and professions, while embracing a philosophy of learning strongly rooted in the traditions of the liberal arts. The university is dedicated to excellence in teaching, research, creative endeavors, and service. The university strives to instill the strength, skill, and character essential for lifelong learning, personal responsibility, and sustained achievement within a community that fosters free inquiry and embraces diversity.

**Vision:** The Florida State University will be one of the world's premier institutions of higher education, devoted to transforming the lives of our students, shaping the future of our state and society, and offering programs of national and international distinction in a climate of inquiry, engagement, collegiality, diversity, and achievement.

## **Strategic Priorities:**

**Strategic Priority 1.0** - Recruit and graduate outstanding and diverse students.

Goal 1.1 - Florida State University will be a school of choice for talented students.

Goal 1.2 - Florida State University will be a leader in overall graduation rates by ensuring that students (undergraduate, graduate, and professional) progress toward the degree in a timely manner.

**Strategic Priority 2.0** - Enrich the student experience while supporting and improving undergraduate, graduate, and professional education.

Goal 2.1 - Florida State University will provide an undergraduate experience unsurpassed in developing well-rounded students who demonstrate excellence in their majors, exceptional leadership, and the ability to engage in lifelong learning, and contribute to a diverse and global society.

Goal 2.2 - Create an engaged intellectual community among faculty and students that fosters excellence and communication across disciplines, and prepares graduate and professional students to succeed in the 21st-century global workforce.

**Strategic Priority 3.0** - Recruit, develop, and retain outstanding and diverse faculty and staff.

Goal 3.1 - Recruit and hire outstanding employees at all levels.

Goal 3.2 - Create and maintain a harmonious, diverse, inclusive, and high-performing work environment.

**Strategic Priority 4.0** - Enhance research and creative endeavors.

Goal 4.1 - Increase the quality and quantity of research and creative endeavors.

Goal 4.2 - Expand the number of nationally or internationally recognized interdisciplinary academic programs.

Goal 4.3 - Increase investments and external support to ensure administrative and academic sustainability for research & creative endeavors.

**Strategic Priority 5.0** - Foster academic excellence.

Goal 5.1 - Accommodate and expand a collaborative campus.

Goal 5.2 - Develop the skills and provide opportunities for lifelong learning.

Goal 5.3 - Continue to promote a culture of academic and professional integrity.

Goal 5.4 - Foster global citizenship.

Goal 5.5 - Allocate resources to reward and sustain excellence.

Goal 5.6 - Promote excellence in technology applications and services.

**Strategic Priority 6.0** - Ensure operational excellence while maintaining financial integrity.

Goal 6.1 - Optimize organizational performance.

Goal 6.2 - Ensure a safe and secure campus.

Goal 6.3 - Foster a spirit of service excellence.

Goal 6.4 - Achieve excellence in the physical campus environment.

Goal 6.5 - Achieve excellence in the sustainable campus environment.

Goal 6.6 - Make Florida State University an exemplar of mentoring programs for students, staff, and faculty.

**Strategic Priority 7.0** - Strengthen the public service mission of the university.

Goal 7.1 - Foster a university commitment to problem solving.

**Strategic Priority 8.0** - Build the university's national reputation.

Goal 8.1 - Develop and communicate excellence at the university.

*Note: On February 26, 2009, the FSU Board of Trustees approved the prologue, mission, vision, strategic priorities, supporting goals, and initiatives (not included herein), submitted by the 22-member Strategic Planning Committee. More information is available online at: [fsuspc.fsu.edu](http://fsuspc.fsu.edu)*

---

# Florida State University Perspective

---

## Overview

The Florida State University is a public, fully accredited, coeducational research institution, and one of eleven units within the Florida State University System directed by the Florida Board of Governors. Located in Tallahassee, Florida's capital city, the University affords students and faculty opportunities for interaction with state and federal agencies for internships, research, and part-time employment, as well as a myriad of social, cultural, and recreational activities. The main campus is located on 451.6 acres in Tallahassee with other facilities owned in Leon, Bay, Collier, Franklin, Sarasota, and Gadsden counties, and leased in Escambia, Marion and Leon counties in Florida, and other locations overseas.

Founded in 1851, Florida State University is a comprehensive, national, graduate-research university offering more than 300 outstanding academic and professional degrees in top flight programs ranging from Business and Physics to Music and Creative Writing. Florida State University provides extraordinary opportunities for undergraduate students to build a strong foundation in their chosen fields; study abroad at the university's overseas campuses; engage in scores of service activities; benefit from world class library and technical facilities; participate in extensive intramural and recreational events; and interact with some of the finest students and faculty in the nation in a distinctive, welcoming environment. The university instills the strength, skill, and character essential for lifelong learning, personal responsibility, and achievement.

With 16 colleges, plus the Graduate School, students may take courses of study leading to the baccalaureate degree in 106 degree programs, to the master's degree in 121 degree programs, to the advanced master's degree in 1 program, to the specialist degree in 25 degree programs, to the doctorate degree in 76 degree programs, and to the professional degree in 2 degree programs. The academic divisions are the Colleges of Applied Studies; Arts & Sciences; Business; Communication & Information; Criminology & Criminal Justice; Education; Engineering; The Graduate School; Human Sciences; Law; Medicine; Motion Picture Arts; Music; Nursing; Social Sciences & Public Policy; Social Work; and Visual Arts, Theatre & Dance.

Approximately 84 percent of the students enrolled at the university attend full time. Undergraduates comprise 75.9 percent and graduate students 20.9 percent of the total enrollment of 40,838 students in the Fall of 2010. The remaining 3.2 percent are considered unclassified. The average age of all students is 23.0; of undergraduates, 21.1; and of graduate students, 29.2.

The State University System operates under the supervision of the Board of Governors, State of Florida. The Florida State University is governed by a Board of Trustees, which was established in July, 2001. The twelve governor-appointed members of the Board of Trustees are: Wm. Andrew Haggard (Chair), Susie Busch-Transou (Vice Chair), Allan Bense, Edward Burr, Joseph Camps, Emily Fleming Duda, Joseph Gruters, Mark Hillis, James Kinsey, Jr., Margaret A. "Peggy" Rolando, Brent W. Sembler, and Sandra Lewis (faculty representative). A thirteenth member of Florida State University's Board of Trustees is the current student body president, Avi Assidon.

## Research and Special Programs

Florida State University has built a reputation as a strong research center in both the sciences and the humanities. It is expected that more than \$140 million in external funds will be generated this year by the university faculty and administration as supplements to state funds used for research. These external funds are in the form of contracts and grants from private foundations, industries, and government agencies, and are used to support research, improve research facilities, and provide stipends for graduate students.

Florida State is well known in the natural sciences for its basic research programs in biology, chemistry, meteorology, nuclear science, oceanography, physics, and psychology. Strong basic and applied research programs are also found in computer science, geology, mathematics, and statistics. As a nationally recognized center of excellence in graduate training in the visual and performing arts, the University offers professional training in music, theatre, and dance performance and theory.

FSU International Programs has over 50 years of experience in providing students with extraordinary study abroad experiences. Through our more than 50 challenging academic programs, students can choose to study in over 20 global locations throughout Europe, Asia, South America, and Oceania. Program opportunities include spring, summer and fall semesters at our four study centers, short summer terms in additional locations, First Year Abroad for incoming freshmen, international internships, and College for High School for students wishing to experience studying abroad while still in high school. The year-round study centers are located in Florence, Italy; London, England; Panama City, The Republic of Panama; and Valencia, Spain. Summer programs are currently being offered in locations including Argentina, Australia, Bahamas, Brazil, China, Costa Rica, Croatia, Czech Republic, Ecuador, France, Israel, Peru, Russia, South Africa, Switzerland, and Turkey. FSU credits are earned for all courses and are transferable within the US university system, in accordance with each student's home university regulations.

FSU operates the Ringling Center for the Cultural Arts in Sarasota, which includes the John and Mable Ringling Museum of Art, the largest museum/university complex in the nation. Since July 1, 1990, the Appleton Museum of Art, in Ocala, has been jointly owned by Florida State University and Central Florida Community College.

Florida State University has both an Air Force and an Army Reserve Officers' Training Corps (ROTC) program. FSU students may apply for admission to the Navy ROTC Program offered through Florida Agricultural and Mechanical University in Tallahassee.

FSU is a founding member of the Florida LambdaRail, a consortium of universities created to facilitate advanced research, education, & economic development activities. The network consists of 1,540 miles of fiber/optical equipment, operating at 10 gigs/sec. & allowing up to 32 independent networks to exist. FSU has a supercomputing grid that enables researchers to use high capacity computing to support complex investigations. The FSU Help Desk is available to assist students, faculty, and staff.

## Florida State University Perspective

---

The University Library System contains nearly 3 million volumes, of which more than 870,000 are available electronically as e-books. With almost 2 million visitors each year, Strozier Library, FSU's largest library, is open 134 hours each week, providing around the clock research assistance and study spaces. Strozier and Dirac Libraries offer free academic tutoring and a robust range of academic support services and programming throughout the day and late into the night. The libraries subscribe to thousands of current serials including academic journals, professional and trade journals, and major newspapers from around the country and the globe in both paper and electronic formats. The libraries also subscribe to more than 700 databases. The FSU Libraries include eight libraries on campus: The Robert Manning Strozier Library, Paul A. M. Dirac Science Library, Mildred and Claude Pepper Library, Warren Allen Music Library, Harold Goldstein Library and Information Studies Library, College of Law Library, College of Medicine Medical Library, and the College of Engineering Library. Library materials and services are also available at the FSU Panama City Campus, as well as International Programs study centers in London, Florence, and Panama, and a collection of art and related materials at the John and Mable Ringling Museum of Art in Sarasota, Florida.

Among the special programs which have won national or international distinction in research are the Program in Nuclear Research, Institute for Molecular Biophysics, FSU Marine Laboratory, Center for Music Research, Learning Systems Institute, FSU Proton-Induced X-Ray Emission (PIXE) Laboratory, FSU Institute of Science and Public Affairs, and the College of Motion Picture Arts.

In 1990, the National Science Foundation announced that FSU would be the home of the National High Magnetic Field Laboratory. A joint project with the University of Florida and Los Alamos National Laboratory, the lab became the nation's top center for research on magnets millions of times more powerful than the Earth's magnetic field. This facility is the first national lab to be located in Florida and went into operation in 1994. Research at the lab is conducted in such diverse fields as biology, materials science, medicine, physics, chemistry, engineering and superconductivity.

*Online Resource: Florida State University's website can be accessed at <http://www.fsu.edu>*



### Seal of The Florida State University

The seal of The Florida State University, which was designed by the combined talents of the Art and Classics Departments, has its origins in the first decade of the 20th century during the administration of President Albert A. Murphree. It was updated in the year 2000 to accurately reflect the year that Florida State University was created, 1851. In 2005, minor cosmetic updates were made.

The torches of the seal symbolize the fire given to man by the Greek god Prometheus. This fire enabled man to elevate himself above the animals and become human. The torches of the FSU seal symbolize the purpose of the University: the passing on of knowledge from generation to generation. The torch on the left is Vires: strength of all kinds, physical, moral and intellectual. The center torch is Artes: that which we acquire - knowledge which transcends skills, the appreciation of beauty. The torch on the right is Mores: customs, character and tradition. Through these three ideals the student is educated physically, mentally and morally.

*Source: Florida State College for Women: Notes on the Formative Years, by William G. Dodd*

*Online Resource: The history of the FSU seal and university identity guidelines can be viewed at <https://www.identityguide.fsu.edu/>*

# History of The Florida State University

---

The Florida State University, one of the largest and oldest of the eleven institutions of higher learning in the State University System of Florida, had its beginning as early as 1823 when the Territorial Legislature began to plan a higher education system. In 1825 the Federal Government reserved two townships for the purpose of maintaining institutions of higher education in the territory, and on March 3, 1845, the United States Congress, in an act supplemental to the act admitting Florida as a state in the Union, added two more townships. These townships were granted to the State for the use of two seminaries of learning, one to be located east and the other west of the Suwannee River. The Legislature of the State of Florida in a Legislative Act of January 24, 1851, provided for the establishment of the two institutions of learning, their first purpose to be "the instruction of persons, both male and female, in the art of teaching all the various branches that pertain to a good common school education; and next to give instruction in the mechanic arts, in husbandry, in agricultural chemistry, in the fundamental laws, and in what regards the rights and duties of citizens."

By 1854 the City of Tallahassee had established a school for boys called the Florida Institute with the hope that the State could be induced to take it over as one of the seminaries, and in the 1854 session of the Legislature of Florida the City of Tallahassee presented a memorial asking that the institution west of the Suwannee be located in that city. That effort was not successful, but in 1856 the Intendant (Mayor) of Tallahassee again offered the Institute's land and building to the Legislature. Francis Eppes, who spent his formative years on the estate of his grandfather President Thomas Jefferson at Monticello in Virginia and shared his views of the importance to a democracy of a liberally educated citizenry, was the Mayor of Tallahassee who made the offer. This time they chose to accept the offer and designated Tallahassee as the site of one of the state seminaries because of its railway connections, its "salubrious climate," and its "intelligent, refined, and moral community." The bill to locate the Seminary in Tallahassee passed both houses and was signed by the Governor on January 1, 1857. On February 7, 1857, the first meeting of the Board of Education of the State Seminary West of the Suwannee River was held, and the institution began offering postsecondary instruction to male students. Francis Eppes served as President of the Seminary's Board of Education for eight years and instilled in the institution the Jeffersonian ideals which characterize it today. The school first became co-educational the following year (1858) when it absorbed the Tallahassee Female Academy, begun in 1843 as the Misses Bates School. Thus the West Florida Seminary, founded in 1851, began operating in 1857, only twelve years after Florida achieved statehood. It was located on the hill where the Westcott Building now stands, which has been the site of an institution of higher education longer than any other site in Florida.

Classes were held at the West Florida Seminary from 1857 until 1863, when the state legislature changed the name to The Florida Military and Collegiate Institute to reflect the addition of a military section which trained cadets. During the Civil War, cadets from the school, ranging in age from twelve to eighteen, fought in the Battle of Natural Bridge and helped make Tallahassee the only Confederate capitol east of the Mississippi not captured during the war. As a result of the brave action of the West Florida cadets in this battle, the Florida State University Army ROTC cadet corps today is one of only three in the nation authorized to display a battle streamer with its flag, which bears the words NATURAL BRIDGE 1865. After the end of the war in 1865, however, Union troops under General McCook descended upon Tallahassee and occupied the city (including campus buildings), remaining for more than a month.

Following the war, the institution entered a period of growth and development. In 1884 the first diplomas, Licentiate of Instruction, were awarded, and by 1891 the Institute had begun to focus clearly on what we would today call post-secondary education; seven Bachelor of Arts degrees were awarded that year. By 1897 the institution had evolved into the first liberal arts college in the state, and in 1901 it became Florida State College, a four-year institution organized in four departments: the College, the School for Teachers, the School of Music, and the College Academy. Florida State College was empowered to award the degree of Master of Arts, and the first master's degree was offered in 1902. That year the student body numbered 252 men and women, and degrees were available in classical, literary and scientific studies. In 1903 the first university library was begun. The following quote from the 1903 Florida State College Catalogue adds an interesting footnote to this period:

"In 1883 the institution, now long officially known as the West Florida Seminary, was organized by the Board of Education as The Literary College of the University of Florida. Owing to lack of means for the support of this more ambitious project, and also owing to the fact that soon thereafter schools for technical training were established, this association soon dissolved. It remains to be remarked, however, that the legislative act passed in 1885, bestowing upon the institution the title of the University of Florida, has never been repealed. The more pretentious name is not assumed by the college owing to the fact that it does not wish to misrepresent its resources and purposes."

In a 1905 reorganization of Florida's educational system by the Legislature, six state institutions of higher learning were consolidated into two when the University of Florida in Gainesville was established and designated a men's school and the Florida State College became a women's school called the Florida Female College. The male student body moved from Tallahassee to Gainesville, taking with it the fraternity system and the College football team, which had been state champions in 1902, 1903, and 1905. In 1909 the name of the college was changed to Florida State College for Women, an institution which grew to become the third largest women's college in the nation during the 1930's. The College became fully accredited in 1915, and a chapter of the National Honor Society of Phi Kappa Phi was installed in 1925, the year after the College was placed on the list of standard colleges and universities approved by the Association of American Universities and became a member of the Association of American Colleges. In 1935 the first chapter of Phi Beta Kappa in the state, Alpha Chapter of Florida, was installed at the College, a mark of its status as a true liberal arts college.

# History of The Florida State University

---

The year 1947 saw many changes. Demand by returning World War II veterans had brought men back to the campus in 1946 with the establishment of the Tallahassee Branch of the University of Florida, and on May 15, 1947, the Governor signed an act of the Legislature returning Florida State College for Women to coeducational status and naming it The Florida State University. A permanent president's residence was acquired. The student body, numbering 4,056, chose a new alma mater and selected the Seminole as their mascot. The Flying High Circus was born, and football was started again when the first home game since 1905 was played in October. Three years later Campbell Stadium was built. The first Student Union was established and housed in the "O Club" on West Campus, a former Army Air Base which housed mainly male students and provided some classroom space three miles west of the main campus.

The 1950's brought further development and expansion to the University. To the colleges and schools which had existed since the Florida State College days (Arts and Sciences, Education, Home Economics, and Music) were added Library Science, Social Welfare (later split into Social Work and Criminology), Business, Journalism (discontinued in 1959), and Nursing. A student in the Department of Chemistry was awarded the University's first Ph.D. in 1952. A new building was completed for the Developmental Research School, which in 1905 had evolved from the High School and the College Academy of earlier days as the Observation and Practice School, created to provide on-site opportunities for experience and research to students in Education. Tully Gymnasium, Strozier Library, and the Business Building were completed to enhance the education of the ever-increasing student population.

In the 1960's the University acquired the Shaw Poetry Collection, established the institutes of Molecular Biophysics and Space Biosciences, and constructed nine new buildings, including the Oglesby Union and the Fine Arts Building. During this period, the Panama Canal Branch was opened, and the Program in Medical Sciences was established. The first black student enrolled in 1962, and the first black Ph.D. candidates graduated in 1970. Programs in African American Studies and Women's Studies were established. Continuing the liberal arts tradition begun in the 1890's, the Liberal Studies Program required of all undergraduates was expanded and strengthened.

Before 1887 the institution's chief executive officer had the title Principal, but this was changed to President with the appointment of George Edgar in 1887. He was followed by Alvin Lewis in 1892, and Dr. A. A. Murphree in 1897. Dr. Murphree, who came to the Seminary in 1896, became president of Florida Female College in 1905. When he left to become president of the University of Florida in 1909, Dr. Edward Conradi became president of Florida State College for Women. In 1941, Dr. Doak S. Campbell became president. When Dr. Campbell retired as president of The Florida State University on June 30, 1957, Dr. Albert B. Martin served as acting president until September 1, 1957, when Dr. Robert Strozier became president. At Dr. Strozier's death in April of 1960, Dr. Milton W. Carothers became acting president to serve until Dr. Gordon Blackwell took over the duties of president on September 16, 1960.

On February 1, 1965, Dr. John E. Champion became acting president replacing Dr. Gordon Blackwell, who resigned. Dr. Champion was named president on June 22, 1965; he resigned February 17, 1969, and Dr. J. Stanley Marshall was appointed acting president on the same date. On June 6, 1969, the Board of Regents named Dr. Marshall President; he resigned August 31, 1976. Dr. Bernard Francis Sliger became Interim President on Dr. Marshall's resignation, and on February 7, 1977, the Board of Regents named Dr. Sliger President. At the Fall Meeting of the General Faculty on September 18, 1990, the Dean of the Faculties read a statement on Dr. Sliger's behalf announcing his resignation as president effective August 1, 1991. On March 11, 1991, Dr. Dale W. Lick was designated to succeed Dr. Sliger as president on August 1, 1991. After Dr. Lick's resignation on August 31, 1993, Dr. Sliger was again named Interim President. On November 29, 1993, H. Talbot "Sandy" D'Alemberte was designated president effective January 3, 1994. He was succeeded by Dr. Thomas K. Wetherell on January 6, 2003. President Eric Barron took the position of 14<sup>th</sup> president on February 1, 2010.

In each succeeding decade, Florida State University has added to its academic organization and presently is comprised of sixteen independent colleges. It has expanded from the original few acres and buildings to 545 buildings on 1,614 acres, including the downtown Tallahassee main campus of 452 acres, a farm which for many decades supplied the Florida State College for Women with food, the Seminole Reservation--a recreational facility, the Coastal and Marine Laboratory on the Gulf Coast, the FAMU/FSU College of Engineering facility, the National High Magnetic Field Laboratory and Division of Research at Innovation Park, and the branch campus in Panama City, Florida. One hundred fifty-nine years after its founding, Florida State University started the 2010-2011 academic year with a student population of over 40,000 and recognition as a major graduate research institution with an established international reputation.

*Source: Office of the Dean of the Faculties*

*Online Resource: The history of Florida State University can be accessed online at [http://www.ir.fsu.edu/FSU\\_History.html](http://www.ir.fsu.edu/FSU_History.html)*

# Accreditations

The Florida State University is accredited by the Commission on Colleges of the Southern Association of Colleges and Schools. The university was first accredited in 1915. Some departments and programs are accredited through discipline-specific accrediting agencies and governing bodies.

<u>College/School/Program</u>	<u>Degree Level</u>	<u>Accrediting Agency</u>
<b>Florida State University</b>	All	Southern Association of Colleges and Schools (SACS)
<b>College of Arts &amp; Sciences</b>		
Chemistry	B	American Chemical Society (ACS)
Computer Science	B	Computing Accreditation Commission of ABET
Psychology	M,D	The Clinical Psychology doctoral program is accredited by the American Psychological Association (APA); The Master's Program in Psychology with a Specialty in Applied Behavior Analysis is accredited by the Association for Behavior Analysis International.
<b>College of Business</b>	B,M,D	The College of Business is Accredited by AACSB International, the Association to Advance Collegiate Schools of Business, for all its programs.
Business Administration	B,M,D	
Management	B,M	
Finance	B,M	
Marketing	B,M	
Risk Management/Insurance	B	
Multinational Business Operations	B	
Real Estate	B	
Management Information Systems	B,M	Accounting is accredited separately by AACSB from the general college college accreditation
Accounting	B,M	
<b>College of Communication and Information</b>		
Communication	B	Public Relations Society of America (PRSA) certifies this program.
Communication Disorders	M	Council on Academic Accreditation in Audiology and Speech/Language Pathology (CAA)
Information	M	American Library Association (ALA). National Council for Accreditation of Teacher Education (NCATE) for School Media Specialists
<b>Dedman School of Hospitality</b>		
Hospitality Management	B	The Professional Golf major is accredited separately by the professional Golf Association (PGA)
<b>College of Education</b>		
FSU Professional Education Unit Combined Program in Counseling Psychology & School Psychology	B,M	National Council for Accreditation of Teacher Education (NCATE)
Career Counseling & Mental Health Counseling	D	American Psychological Association (APA)
	S	Council for Accreditation of Counseling & Related Educational Programs (CACREP)
Rehabilitation Counseling	M	Council on Rehabilitation Education (CORE)
School Psychology	M,S	National Association of School Psychology
<b>College of Engineering</b>		
Civil Engineering	B	The College of Engineering is accredited by the Engineering Accreditation Commission of ABET for all bachelor's programs
Electrical Engineering	B	
Mechanical Engineering	B	
Industrial Engineering	B	
Computer Engineering	B	
Chemical Engineering	B	
<b>College of Human Sciences</b>		
Dietetics	B	American Association of Family & Consumer Science (AAFCS)
	B,M	American Dietetic Association/Commission on Accreditation for Dietetics Education
Athletic Training/Sports Medicine	B	Commission on Accreditation of Athletic Training Education (CAATE)
Marriage & Family Therapy	D	Commission on Accreditation for Marriage & Family Therapy Education (COAMFTE)
<b>College of Law</b>	P	American Bar Association (ABA)

# Accreditations

<u>College/School/Program</u>	<u>Degree Level</u>	<u>Accrediting Agency</u>
<b>College of Medicine</b>	P	Liaison Committee on Medical education (LCME) of the Association of American Medical Colleges (AAMC), and the American Medical Association (AMA)
Residency Programs	Residency	American Council on Graduate Medical Education (ACGME)
<b>College of Music</b>		
Music	B,M,D	National Association of Schools of Music (NASM)
Music Therapy	B,M	American Music Therapy Association (AMTA)
Music Education	B,M,D	National Council for Accreditation of Teacher Education (NCATE) & National Association of Schools of Music (NASM)
<b>College of Nursing</b>	B,M	Commission on Collegiate Nursing Education (CCNE)
<b>College of Social Sciences</b>		
Public Administration	M	National Association of Schools of Public Affairs & Administration (NASPAA)
Urban & Regional Planning	M	American Institute of Certified Planners/Association of Collegiate Schools of Planning/Planning Accreditation Board (PAB)
<b>College of Social Work</b>	B,M	Council on Social Work Education (CSWE)
<b>College of Visual Arts, Theatre and Dance</b>		
Dance	B,M	National Association of Schools of Dance (NASD)
Interior Design	B,M	Council for Interior Design Accreditation (CIDA) and National Association of Schools of Art & Design (NASAD)
Studio Art	B,M	National Association of Schools of Art & Design (NASAD)
Art Education	B,M,D	National Association of Schools of Art & Design (NASAD), National Council for Accreditation of Teacher Education (NCATE), and American Art Therapy Association (AATA)
Art History	B,M,D	National Association of Schools of Art & Design (NASAD)
Theatre	B,M,D	National Association of Schools of Theatre (NAST)
<b>College of Applied Studies</b>		
Recreation & Leisure Services Admin.	B	National Recreation & Park Association/American Association for Physical Activity & Recreation (NRPA/AAPAR) through 2011

KEY: A = Accredited, multiple programs involved      M = Accredited Master's program      D = Accredited Doctoral program  
 B = Accredited Bachelor's program                      P = Accredited Professional program      S = Accredited Specialist program

Source: *Office of the Vice President for Planning & Programs*

## Florida State University is comprised of sixteen active colleges, plus The Graduate School

<u>Current Name</u>	<u>Founded</u>	<u>Changes</u>	<u>Current Name</u>	<u>Founded</u>	<u>Changes</u>
College of Arts & Sciences	1905		College of Law	1966	
College of Education	1905		College of Crim. & Criminal Justice	1973	
College of Human Sciences	1918		College of Social Sciences	1973	
College of Music	1921		College of Communication	1973	2009***
College of Information	1947	2009***	College of Theatre	1973	2005**
The Graduate School	1947		College of Visual Arts, Theatre and Dance	1973	
College of Social Work	1949		FAMU/FSU College of Engineering	1981	
College of Business	1950		College of Motion Picture Recording Arts	1988	
College of Nursing	1950		College of Medicine	2001	
School of Public Administration	1949	1959*	College of Communication & Information	2009	
School of Journalism	1950	1959*	College of Applied Studies	2010	
School of Engineering Science	1963	1972*			

\* Discontinued in the year noted.

\*\* Absorbed by the College of Visual Arts, Theatre and Dance in the year noted.

\*\*\* Merged to form the new College of Communication and Information in the year noted.

Source: *Ten Year Fact Book, 1960\_69; Budget and Analysis Department*

# Governing Boards - Florida State University's Board of Trustees

---

## Florida State University's Board of Trustees

**Wm. Andrew Haggard (Chair)**, of Coral Gables, has been senior partner for the Haggard Parks Haggard & Bologna, P.A. law firm since 1995. He has been a member of the Florida Bar in good standing since 1967. He is a Fellow and previous Chairman of the State Chair Committee of the prestigious International Academy of Trial Lawyers. He is a member and 1998 National Chairman of the Board of the FSU Seminole Boosters; Chairman of FSU College of Arts & Sciences Leadership Counsel and served on the 1993 Presidential Search Committee. Mr. Haggard received his Bachelor's Degree from Florida State University in 1964, and his law degree from Mercer University in 1967.

**Susie Busch-Transou (Vice Chair)**, of Tallahassee, is co-owner and Vice President of Tri-Eagle Sales. Prior to her work with Anheuser-Busch, she held internships at DDB Needham Worldwide in Chicago and Fleishman-Hillard in Washington, D.C. Ms. Busch-Transou currently serves on the Board of the United Way of the Big Bend. She also serves on the Advisory Board of the FSU Career Center. Transou received her bachelor's degree in public policy from Duke University, and a master's degree in business from the J.L. Kellogg Graduate School of Management at Northwestern University in Evanston, Ill.

**Allan Bense**, of Panama City, is the president and chief executive officer of Bense Enterprises Inc. He represented Florida's 6th District from 1998 to 2006 in the Florida House of Representatives, where he was speaker from 2004 to 2006. A double alumnus, he holds a Bachelor of Science degree and an M.B.A. from Florida State. Mr. Bense is a member of numerous boards and councils, among them Gulf Power Company, Enterprise Florida, the Florida Council of 100, and the Bay County Economic Development Alliance. He is chairman of the board of the Florida Chamber of Commerce and the James Madison Institute as well as the Bense Family Foundation.

**Edward Burr**, of Jacksonville, is president and chief executive officer of GreenPointe Holdings, LLC, a diversified holding company he founded in 2008. After graduating from FSU College of Business with a B. S. in Accounting in 1979, he began his career with Coopers & Lybrand LLP. He founded the LandMar Group LLC in 1987 and led the company's creation of master-planned, award-winning communities in Florida and coastal Georgia. Mr. Burr also co-founded Hampton Golf & Lifestyles Management. He has served on Board of Trustees of the FSU Foundation, the board of the Seminole Boosters and the Executive Board of the FSU Center for Real Estate Education and Research in the College of Business.

**Joseph Camps**, of Tallahassee, graduated with a bachelor's degree in biology from Florida State University in 1978. During his FSU years, he led the Florida State Seminoles as captain of the football team. He received his medical degree from the University of Florida College of Medicine in 1982. Dr. Camps has been practicing urology in Tallahassee since 1990. Having served in many leadership positions, he is currently chair of the Board of Directors at Tallahassee Memorial Hospital. Dr. Camps is a member of the Board of Directors of Premier Bank. He has been honored with the FSU Circle of Gold and the FSU Golden Torch. Dr. Camps has received the Moore-Stone award and was inducted into the FSU Hall of Fame.

**Emily Fleming Duda**, of Oviedo, is an active member of the FSU Booster Club board, serving five years on the board's executive committee. She was awarded the Godfrey Smith Award for Outstanding Service to the board in 2000. Ms. Duda also served on the board of directors of the Florida Leadership Program for Agriculture and Natural Resources, which is administered through the University of Florida Institute for Food and Agricultural Sciences.

**Joseph Gruters**, of Bradenton, is an accountant with Shinn and Company LLC in Bradenton and the chairman of the Republican Party of Sarasota. In addition, he is the immediate past chairman of the Sarasota County Planning Commission. He serves as a member of the board of the Humane Society of Sarasota County and the Florida Sports Foundation. Gruters holds a Bachelor of Science degree from Florida State and an M.B.A. from the University of South Florida.

**Mark Hillis**, of Winter Park, earned a bachelor's degree from the FSU College of Business in 1964 and a J.D. from the Woodrow Wilson College of Law. He served for 33 years as first vice president for SunTrust Bank in Atlanta. He is a retired major from the U.S. Marine Corps. Mr. Hillis has served on the FSU College of Business Board of Governors since 1989. Since 2003, he has served on the College of Business Real Estate Executive Advisory Board. A lifetime member, he served on the Alumni Association Board of Directors from 1993 to 2002. From 1995 to 2008 he was a member of the FSU Foundation Board of Trustees.

**James Kinsey, Jr.**, of Fort Myers has been actively involved in southwest Florida real estate through his company, Kinsey Associates Inc., for the past 25 years as a licensed real estate broker, mortgage broker, and developer. He is past chairman and a current member of the city of Fort Myers Planning Board, and was instrumental in the redevelopment of downtown Fort Myers. Recently, he was appointed by the Lee County Board of County Commission to the Executive Regulatory Oversight Committee for Lee County. Mr. Kinsey received his B.A. degree in economics from Tulane University in 1977 and an M.B.A. from Loyola University in New Orleans in 1980.

**Margaret A. "Peggy" Rolando**, of Coral Gables, has been a partner in Shutts & Bowen's real estate department since 1984. She serves on the Board of Governors of the American College of Real Estate Lawyers. She is treasurer of the Real Property, Probate and Trust Law Section of The Florida Bar. She received her B.A. from Spring Hill College in 1972; her M.A. in English Literature from Florida State University in 1974; and her J.D. with honors from Florida State in 1978. She has served on the Florida State College of Law Board of Visitors since 1994. She is also a member of the Board of Trustees of Spring Hill College, Mobile, Alabama, and a member of the Board of Advisors of the Georgia Museum of Art, Athens, Georgia.

**Brent W. Sembler**, of St. Petersburg, is vice chairman of The Sembler Company. Mr. Sembler serves on the boards of the Republican Jewish Coalition, Gulf Coast Community Care and All Children's Hospital. He is a past member of Shorecrest Preparatory School's Board of Trustees. He and his wife, Debbie, established a philanthropic fund that benefits numerous Bay Area charities. Mr. Sembler earned a B.S. degree from Florida State University in 1980. He and his wife have a daughter and two sons, one of whom currently attends Florida State University.

**Sandra Lewis** is President of the Faculty Senate at Florida State University, where she has been a member of the faculty since 1993. A professor in the School of Teacher Education, she received the Mary K. Bauman Award from the Association for Education and Rehabilitation of the Blind and Visually Impaired in 2010, and is also the recipient of numerous teaching awards at FSU.

**Avi Assidon**, of Sunrise, Florida State University's student body president, is the 13<sup>th</sup> member of the Board of Trustees.

*Online Resource: The Florida State University Board of Trustee's website can be accessed online at <http://trustees.fsu.edu/>*

---

# Governing Boards - State University System

---

## State Board of Education

The mission of the Board of Education is to increase the proficiency of all students within one seamless, efficient system, by providing them with the opportunity to expand their knowledge and skills through learning opportunities and research valued by students, parents, and communities, and to maintain an accountability system that measures student progress toward the following goals: highest student achievement, seamless articulation and maximum access, skilled workforce and economic development, and quality efficient services. The eight-member Board, which consists of seven appointed members (one vacant), plus the automatic inclusion of the Commissioner of Education, are:

Kathleen Shanahan (Chair)	Tampa
Roberto Martinez (Vice Chair)	Coral Gables
Eric J. Smith (Commissioner of Education)	Tallahassee
Gary Chartrand	Ponte Vedra Beach
A.K. Desai	St. Petersburg
Mark Kaplan	Tallahassee
John R. Padgett	Key West

*Online Resource: the website for the Florida Department of Education can be accessed online at: <http://www.fdoe.org/>*

## Florida Board of Governors

The Board of Governors consists of 17 members, 14 of whom are appointed by the Governor. In addition to the 14 members appointed by the Governor, the Board of Governors automatically includes the Commissioner of Education, the President of the Faculty Senate Association, and the Chair of the Florida Student Association. The statewide Board of Governors coordinates the State University System and supports the role of the 11 individual University Boards of Trustees.

The Board of Governors are:

Ava L. Parker (Chair)	Jacksonville
Morteza “Mori” Hosseini (Vice Chair)	Daytona Beach
Eric Smith (Commissioner of Education)	Tallahassee
Richard Yost (President of the Faculty Senate Association)	University of Florida
Gallop Franklin, II (Chair of the Florida Student Association)	Florida A&M University
Richard A. Beard III	Tampa
Dean Colson	Coral Gables
Ann W. Duncan	Tampa
Charles B. Edwards	Fort Myers
Patricia Frost	Miami Beach
J. Stanley Marshall	Tallahassee
Frank Martin	Tallahassee
Tico Perez	Orlando
John Rood	Jacksonville
Gus A. Stavros	Tampa
John W. Temple	Boca Raton
Norman D. Tripp	Fort Lauderdale

*Online Resource: the website for the Florida Board of Governors can be accessed online at: <http://www.flbog.org/>*

## Chancellor of Florida’s Colleges and Universities

### Frank T. Brogan

Frank T. Brogan is Chancellor of the State University System of Florida. A lifelong educator, Brogan began his career as a classroom teacher before serving as a dean of students, assistant principal, principal, superintendent, and finally Florida’s Commissioner of Education. Brogan had the opportunity to continue his advocacy for education when he was elected Lieutenant Governor in 1998 and re-elected in 2002. A year later, Brogan was selected to be president of Florida Atlantic University – a position he held until 2009, when the Board of Governors of the State University System unanimously chose him to serve as Chancellor of Florida’s public universities.

*Online Resource: Read more about Frank T. Brogan online at: <http://www.flbog.org/about/chancellor/bio.php>*

# Historical Presidents and Current Officers of the University

---

## Presidents of the University Since 1887\*

George Edgar	1887 – 1892
Alvin Lewis	1892 – 1897
Albert A. Murphree	1897 – 1909
Edward Conradi	1909 – 1941
Doak S. Campbell	1941 – 1957
Albert B. Martin (Acting President)	1957
Rober M. Strozier	1957 – 1960
Milton W. Carothers (Acting President)	1960
Gordon W. Blackwell	1960 – 1965
John E. Champion (Acting President)	1965
John E. Champion	1965 – 1969
Stanley Marshall (Acting President)	1969
Stanley Marshall	1969 – 1976
Bernard F. Sliger (Interim President)	1976 – 1977
Bernard F. Sliger	1977 – 1991
Dale W. Lick	1991 – 1993
Bernard F. Sliger (Interim President)	1993
Talbot “Sandy” D’Alemberte	1994 – 2002
T.K. Wetherell	2003 – 2010
Eric J. Barron	2010 –

\*Prior to 1887, the school's executive officer was called the principal.

Source: *Office of the President*

Online Resource: The Office of the President's website can be accessed online at <http://president.fsu.edu/>

## President Eric J. Barron

Dr. Eric J. Barron took the position of 14th president of The Florida State University on February 1, 2010.

Dr. Barron earned a bachelor's degree in geology from Florida State as an honors student in 1973. He holds master's and doctoral degrees from the University of Miami, both in oceanography. He has been director of the highly prominent national laboratory, the National Center for Atmospheric Research (NCAR) in Boulder, Colo., since 2008. Prior to taking the position at NCAR, Barron was dean of the newly formed Jackson School of Geosciences at the University of Texas at Austin. From 1986 to 2006, Dr. Barron was at Pennsylvania State University, where he was professor of geosciences, director of the Earth System Science Center, director of the EMS Environment Institute, and finally dean of the College of Earth and Mineral Sciences.

A highly visible scientist, Barron is committed to the full spectrum of academic disciplines, saying he is "an ardent supporter and advocate for the full spectrum of excellence in the arts and humanities, sciences, law, business and medicine."

## Senior Administration Team of Florida State University

Interim Provost and Executive Vice President – Academic Affairs*	Robert B. Bradley
Senior Vice President - Finance and Administration	John R. Carnaghi
Vice President for Research	Kirby W. Kemper
Vice President for Student Affairs	Mary B. Coburn
Vice President for University Relations	Elizabeth Maryanski
Vice President for Planning and Programs	Robert B. Bradley
Vice President for University Advancement	Thomas W. Jennings
General Counsel	Betty J. Steffens

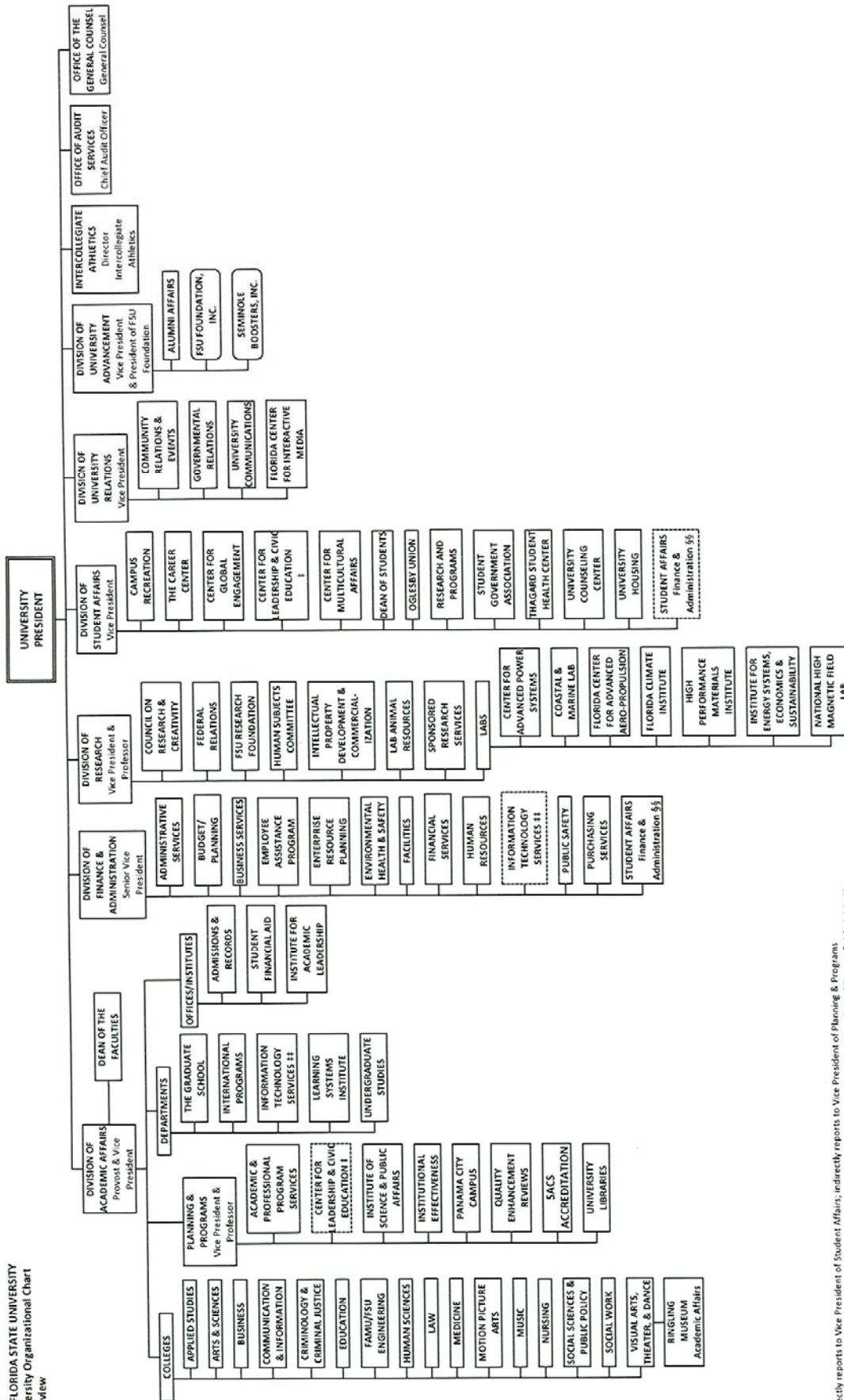
\*Garnett Stokes was appointed as Provost & Executive VP for Academic Affairs, and will assume this position on August 1, 2011.

Online Resource: A directory for the senior administration team of Florida State is available online at <http://president.fsu.edu/staff/senior/>

Online Resource: A directory of Florida State departments is available online at <http://www.fsu.edu/departments/>

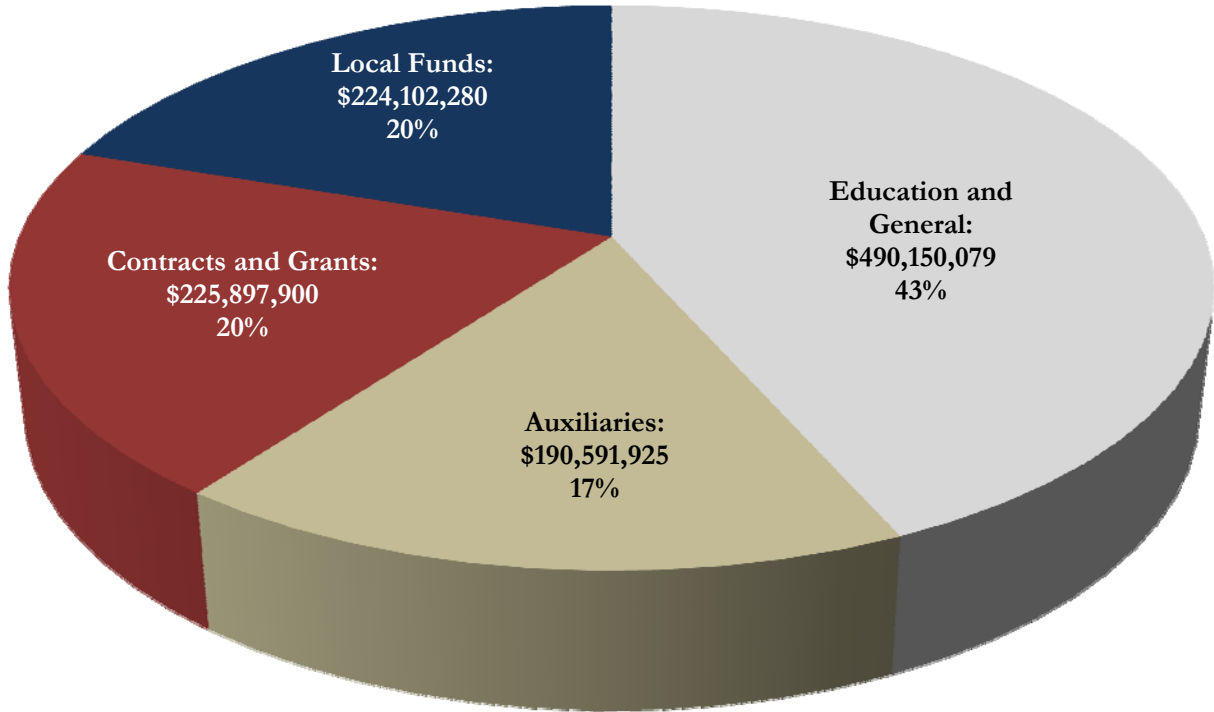
# Organizational Structure

THE FLORIDA STATE UNIVERSITY  
University Organizational Chart  
Overview



† Directly reports to Vice President of Student Affairs; indirectly reports to Vice President of Planning & Programs  
 †† Directly reports to Provost & Executive Vice President; indirectly reports to Senior Vice President of Finance & Administration  
 §§ Directly reports to Senior Vice President of Finance & Administration; indirectly reports to Vice President of Student Affairs

# Operating Budget 2010-11



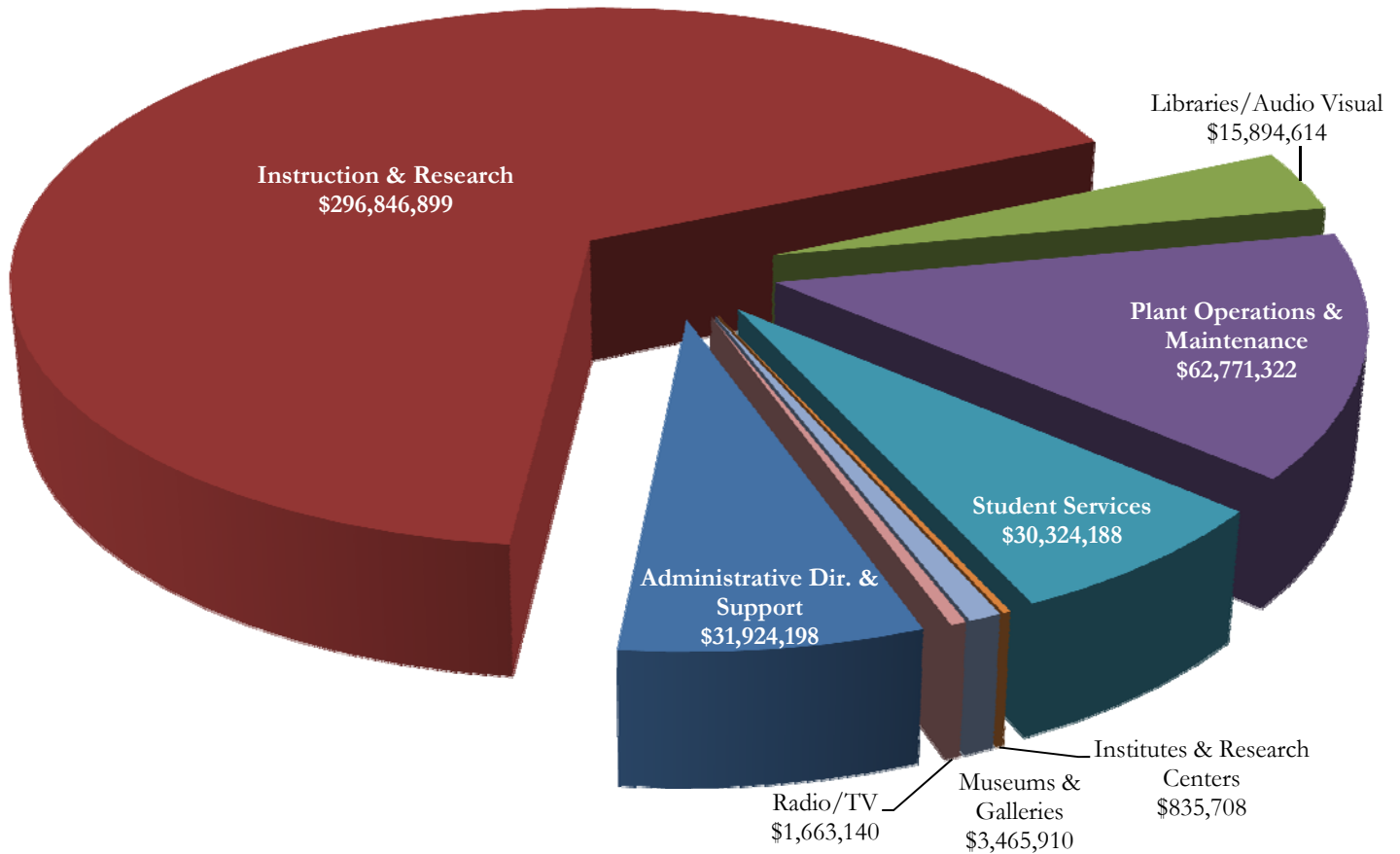
	<u>Budget</u>	<u>% of Total</u>
<u>Education and General</u>		
Non-Medical	\$443,725,979	
Medical	<u>\$46,424,100</u>	
<b>Education and General Total</b>	<b>\$490,150,079</b>	<b>43.3%</b>
<u>Auxiliary Enterprises</u>		
Working Capital	\$50,640,000	
Auxiliary Operations	\$119,894,983	
Debt Services	<u>\$14,550,000</u>	
<b>Auxiliary Enterprises Total</b>	<b>\$185,084,983</b>	<b>16.4%</b>
<b>Auxiliary (Faculty Practice Plan-COM)</b>	<b>\$5,506,942</b>	<b>0.5%</b>
<u>Contracts and Grants</u>		
Sponsored Research	\$215,000,000	
Developmental Research School	<u>\$10,897,900</u>	
<b>Contracts and Grants Total</b>	<b>\$225,897,900</b>	<b>20.0%</b>
<u>Local Funds</u>		
Student Activities	\$19,775,303	
Student Financial Aid	\$141,889,324	
Intercollegiate Athletics	\$52,933,766	
Concessions	\$423,111	
Technology Fee	<u>\$9,080,776</u>	
<b>Local Funds Total</b>	<b>\$224,102,280</b>	<b>19.8%</b>
<b>Total</b>	<b>\$1,130,742,184</b>	<b>100.0%</b>

Source: FSU 2010-11 Operating Budget

Online Resource: The Budget Office's website can be accessed online at <http://www.budget.fsu.edu/>

# Education and General Allocated Resources by Program Component 2010-11

## Florida State University Allocated Resources (Non-Medical)



### Florida State University (Non-Medical)

	<u>Budget</u>	<u>Percentage</u>
Administrative Direction & Support Services	\$31,924,198	7.2%
Instruction and Research	\$296,846,899	66.9%
Libraries/Audio Visual	\$15,894,614	3.6%
Plant Operations and Maintenance	\$62,771,322	14.1%
Student Services	\$30,324,188	6.8%
Institutes & Research Centers	\$835,708	0.2%
Museums and Galleries	\$3,465,910	0.8%
Radio/TV	\$1,663,140	0.4%
<b>Total</b>	<b>\$443,725,979</b>	<b>100.0%</b>

### Florida State University (Medical)

Instruction and Research	\$44,856,083	96.6%
Libraries/Audio Visual	\$1,508,409	3.3%
Administrative Direction & Support Services	\$59,608	0.1%
<b>Total</b>	<b>\$46,424,100</b>	<b>100.0%</b>

Source: Florida State University 2010-11 Beginning Operating Budget

Online Resource: The Budget Office's website can be accessed online at <http://www.budget.fsu.edu/>

# Faculty Senate

---

The nature of faculty involvement in the governance system of the Florida State University is set forth in the Constitution of the university, which designates the Faculty Senate as the basic legislative body of the institution. This structure has been in place since May, 1931, when an amendment to the institution's constitution establishing the Senate was adopted by the general faculty and approved by the Board of Control of the state. A number of major amendments have been made since that time relating to elections, committees and other matters. Prior to 1974 the President of the university was the presiding officer of the Senate, but an amendment that year changed the procedure to stipulate that the Senate elect annually its own President from the elected Senators comprising the body.

The Faculty Senate is composed of at least one elected representative from each college and school and one representative each from the Librarians and the Developmental Research School. Except for the two latter representatives, only full-time instructors, assistant professors, associate professors, and professors are eligible for representation in and election to the Senate. Senators serve two-year terms which begin at the April meeting of the Senate, at which time the President of the Senate is elected. The Steering Committee is composed of seven members elected by the voting members of the Senate to staggered two-year terms; the President of the Senate serves as chair of the committee.

The Faculty Senate formulates measures for maintaining a comprehensive educational policy and for maximum use of the University's intellectual resources. It determines and defines University-wide policies on academic matters, including Liberal Studies policy, admission, grading standards, and requirements for the awarding of degrees. The Senate may also formulate opinions on any subject of interest to the University and adopt resolutions thereon.

## Presidents of the Faculty Senate

Wayne C. Minnick	1973-74	**James E. Pitts	1987-88
Fred L. Standley	1974-75	Leo Sandon	1988-90
Wayne C. Minnick	1975-76	Alan Mabe	1990-92
James E. Pitts	1976-77	Fred Leysieffer	1992-94
Gregory R. Choppin	1977-78	Marilyn Young	1994-96
James E. Pitts	1978-79	Marie Cowart	1996-98
Clifford K. Madsen	1979-80	Robley Light	1998-00
Fred L. Standley	1980-81	Karen Laughlin	2000-02
Katherine B. Hoffman	1981-82	Valliere Richard Auzenne	2002-05
H. Frederick Kreimer	1982-83	James Cobbe	2005-07
Steve Edwards	1983-85	Jayne Standley	2007-09
*H. Frederick Kriemer	1984-85	Eric C. Walker	2009-11
Merrill B. Hintikka	1985-87	Sandra Lewis	2011-

\* Elected Senate President for the remainder of Dr. Edwards' term when Edwards became the Dean of the Faculties.

\*\* After the death of Dr. Hintikka on January 1, 1987, Dr. Pitts was authorized to fulfill functions of the President for the remainder of the term. Dr. Pitts was elected President for the 1987-88 term.

## 2011-2012 Steering Committee

Sandra Lewis, President	Education
Susan Fiorito, Vice Chair	Human Sciences
Jim Cobbe	Social Sciences & Public Policy
Kristine Harper	Arts and Sciences
Clifford Madsen	Music
Jayne Standley, Vice Chair	Music
Lee Stepina	Business
Gary Tyson	Arts and Sciences

*Online Resource: The Faculty Senate's website can be accessed online at: <http://facsenate.fsu.edu/>*

## External Sources for Research, Service, and Training Funds

### 2009-10 Awards

<u>Source</u>	<u>Amount</u>	<u>% of Total</u>
Federal Government		
Corporation for National & Community Services	\$208,437	
Corporation for Public Broadcasting	\$130,039	
Environmental Protection Agency	\$185,443	
Health & Human Services	\$37,784,678	
National Aeronautics & Space Administration	\$2,477,078	
National Foundation on the Arts & Humanities	\$118,520	
National Science Foundation	\$75,038,288	
U.S. Department of Agriculture	\$5,710,536	
U.S. Department of Commerce	\$2,174,949	
U.S. Department of Defense	\$23,785,644	
U.S. Department of Education	\$20,423,723	
U.S. Department of Energy	\$8,043,008	
U.S. Department of Homeland Security	\$437,536	
U.S. Department of Interior	\$618,675	
U.S. Department of Justice	\$554,316	
U.S. Department of Labor	\$637,000	
U.S. Department of State	\$480,204	
U.S. Department of Transportation	<u>\$716,921</u>	
Total Federal Government	\$179,524,995	83.4%
State/Local Government	\$17,170,473	8.0%
Private and Other Sources	\$18,595,757	8.6%
<b>TOTAL</b>	<b>\$215,291,225</b>	<b>100.0%</b>

### General Information on Research Activities (2009-10)

Number of Proposals Submitted to Prospective Funding Agencies	1,353
Number of New Contract or Grant Awards Received	594
Number of Extensions or Renewals Continuations, Supplements of Existing Projects	548
Number of Projects Active During the Fiscal Year	1,616
Number of Applications for Copyrights Submitted	0
Number of Copyrights Granted	0
Number of Applications for U.S. Patents Submitted *	73
Number of U.S. Patents Granted	21

\* These numbers indicate U.S. patents only. There have been additional foreign patents applied for and granted.

Source: Annual Report on Contracts and Grants

Online Resource: The Division of Sponsored Research's website can be accessed online at <http://www.research.fsu.edu/contractsgrants/>

# Tallahassee/Leon County, Florida

## Brief History of the State of Florida and the City of Tallahassee

Thousands of years of Native American occupancy preceded the European discovery of the Florida peninsula. An estimated 100,000 Native Americans were living here at the time of its discovery by Juan Ponce de Leon in early 1513. As Ponce de Leon's arrival coincided with the Spring Pascua Florida festivities in Spain, he named the new land "Florida," which meant "filled with flowers." La Florida was also explored by another Spanish adventurer – Hernando de Soto. It is believed that de Soto and his army of over 600 men spent the winter of 1539-40 in an abandoned Apalachee Indian village located in what is now the city of Tallahassee.

Prior to 1821, Florida had consisted of two Spanish colonies that were ceded to Great Britain in the settlement of the Seven Years' War (1756-1763). In 1821 President James Monroe appointed Andrew Jackson as territorial governor. One of the new governor's first acts was to organize the territory into two counties, Escambia and St. Johns, with the Suwannee River serving as the dividing line. (In 1822, two more counties were added – Duval in the east and Jackson in the west). The legislative council met at Pensacola, the capital of West Florida, in 1822, and at St. Augustine, the former capital of East Florida, in 1823. As these two chief settlements of the territory were separated by 400 miles of wilderness, it was desirable to select a central site as a capital. Two commissioners appointed by Governor William Pope Duval selected the then uninhabited area known as Tallahassee as the site for the permanent capital and the governor proclaimed it the capital on March 4, 1824. The territorial council met there for the first time in November of that year. Tallahassee had been the site of Indian settlements prior to and during the Colonial Era. Its name is a Creek Indian phrase generally believed to mean "old town" or "old fields." Florida was admitted to the union as the twenty-seventh state on March 3, 1845.

## Population Statistics

Florida ranks 4<sup>th</sup> in population in the United States of America, Leon county ranks 21<sup>st</sup> in population in the state of Florida and Tallahassee is the 7<sup>th</sup> largest city in the state.

	<u>Tallahassee</u>	<u>Leon County</u>	<u>Florida</u>	<u>United States</u>
Population 2010 (actual)	181,376	275,487	18,801,310	308,745,538
Male	85,358	131,134	9,189,355	151,781,326
Female	96,018	144,353	9,611,955	156,964,212
Median Age	26.1	29.6	40.7	37.2
White	104,171	173,480	14,109,162	223,553,265
African American	63,475	83,520	2,999,862	28,929,319
Asian	6,653	8,053	454,821	14,674,252
American Indian/Alaskan Native	443	775	71,458	2,932,248
Native Hawaiian/Pacific Islander	100	140	12,286	540,013
Other Race	2,361	3,397	681,144	19,107,368
Two or More Races	4,173	6,122	472,577	9,009,073
Hispanic or Latino (of any race)	11,346	15,361	4,223,806	50,477,594
Renter-occupied housing units	58.6%	45.6%	32.6%	34.9%

Source: 2010 United States Census

## Tallahassee/Leon County Weather Facts

The historical average temperature for Tallahassee is 67.6 degrees Fahrenheit; the average high is 79.6 degrees and the average low is 56.5. July is normally the hottest month with an average high temperature of 94.9 degrees. January is the coldest month with an average low of 39.5 degrees. July is normally the wettest month with an average of 8.28 inches; October is the driest month with an average of 3.21 inches. The average snowfall is officially a trace. It does snow on occasion, the last measurable snowfall taking place on December 22, 1989. The record snowfall for Tallahassee is 2.8 inches in 1958.

Temperatures in Tallahassee for 2010 ranged from a minimum of 14 degrees (January 11<sup>th</sup>) to a maximum of 103 degrees (July 30<sup>th</sup>). The average temperature for all of 2010 was 68.1 degrees, which was 0.5 degrees above normal. Rainfall for 2010 was 58.5 inches, which is about 3 inches below normal. There were five days during the summer when 100-degree temperatures were recorded in Tallahassee, with the hottest temperature of the year of 103 degrees coming on July 30<sup>th</sup>. This persistent heat made the meteorological summer of June through August tied with 1998 for the hottest on record. All but eight days during the month of December saw freezing temperatures and there were nine hard freezes. The average temperature for the month was nearly ten degrees colder than normal, making December 2010 the coldest on record. The second snowfall of the year occurred the day after Christmas, when much of the region saw snow flurries from the pre-dawn through midday hours. A trace of snowfall was officially observed at the Tallahassee airport on December 26<sup>th</sup>.

The official record high temperature for Tallahassee is 104 degrees (recorded five times, last in 1933)\*. The official record low is -2 degrees recorded in 1899.

For the latest National Weather Service forecast or marine forecast, call the Weatherline Forecast Service at 850-422-1212.

\*The high temperature record was broken on June 15, 2011 with a recorded temperature of 105 degrees.

Source: National Weather Service Web Site for Tallahassee (<http://www.srh.noaa.gov/tlb/>)  
A review of local weather in 2010 can be found here: <http://www.srh.noaa.gov/tlb/>

---

## Students




Photo: FSU Photo Lab

Corey Thompson, a doctoral student in the Florida State University Department of Chemistry and Biochemistry, is one of 20 doctoral students nationwide to receive a 2011 Ford Foundation Dissertation Fellowship.

# Student Characteristics, Fall 2010

## *HIGHLIGHTS*

- Enrollment was 40,838 with 75.9 percent undergraduates, 20.9 percent graduates, 3.2 percent unclassified
- 80.7 percent of all students were Floridians, and 93.3 percent were from the United States
- Eighteen Florida counties contributed over 500 students each (in descending order): Leon, Broward, Palm Beach, Miami-Dade, Hillsborough, Orange, Duval, Pinellas, Bay, Seminole, Brevard, St. Johns, Okaloosa, Lee, Sarasota, Volusia, Alachua and Polk
- Students from all 50 states and the District of Columbia were in attendance
- Seventeen states contributed 100 or more students each (in descending order): Florida, Georgia, Virginia, New York, Texas, North Carolina, Pennsylvania, Alabama, California, Illinois, Ohio, New Jersey, Maryland, South Carolina, Massachusetts, Tennessee and Michigan
- Twenty foreign countries contributed 25 or more students each (in descending order): China, Korea, Panama, India, Canada, Columbia, Venezuela, United Kingdom, Brazil, Haiti, Taiwan, Jamaica, Turkey, Peru, Japan, Cuba, Lebanon, Pakistan, Russia and Mexico
- Women accounted for 54.9 percent of the total enrollment
- Minorities made up 27.2 percent of the student enrollment who reported ethnicity; 46.0 percent of the minority enrollment was Hispanic, 37.9 percent Black, 12.9 percent Asian, and 3.3 percent American Indian
- Foreign students comprised 3.5 percent of the total enrollment; 1.6 percent of all students did not report ethnicity
- Average age of all students was 23.0; of undergraduates, 21.1; of graduates, 29.2; of unclassified students, 27.3
- Students enrolled full-time represented 84.2 percent of those in attendance
- The middle 50 percent High School GPA for the Summer/Fall 2010 Freshman class was 3.5-4.0; middle 50 percent SAT scores were 1130-1280; and middle 50 percent ACT composite scores were 24-28
- Since the Goldwater Scholarship and Excellence in Education Program was established by Congress in 1986, a total of twenty students of Florida State University have been honored:

1990: Michael Owens	1998: Frederick Hankins	2002: Keola Wierschem
1992: Krishna Nayak	1999: Minesh Bacrania	2007: Priya Pal
1994: James Thompson	2000: Johan Gonzalez	2008: Rebecca Stone
1995: William Huttner	2000: Christina Oberlin	2009: Alan Kuhnle
1995: Darren Oldson	2001: Ronald Hills	2010: Vivek Pal
1996: Gabriel Bouch	2001: Daniel Roberts	2010: Kristen Ramsey
1998: Jenifer Austin	2002: Dan Warren	

- Standard tuition and fees charged for one credit hour (main campus) for the fall 2010 semester:

	<b>Florida Residents</b>	<b>Non-Florida Residents</b>
Undergraduate	\$173.26	\$654.74
Graduate	\$371.18	\$1,002.52
Law	\$544.39	\$1,196.47
Medical (annual block fee)	\$19,841.15	\$52,392.34

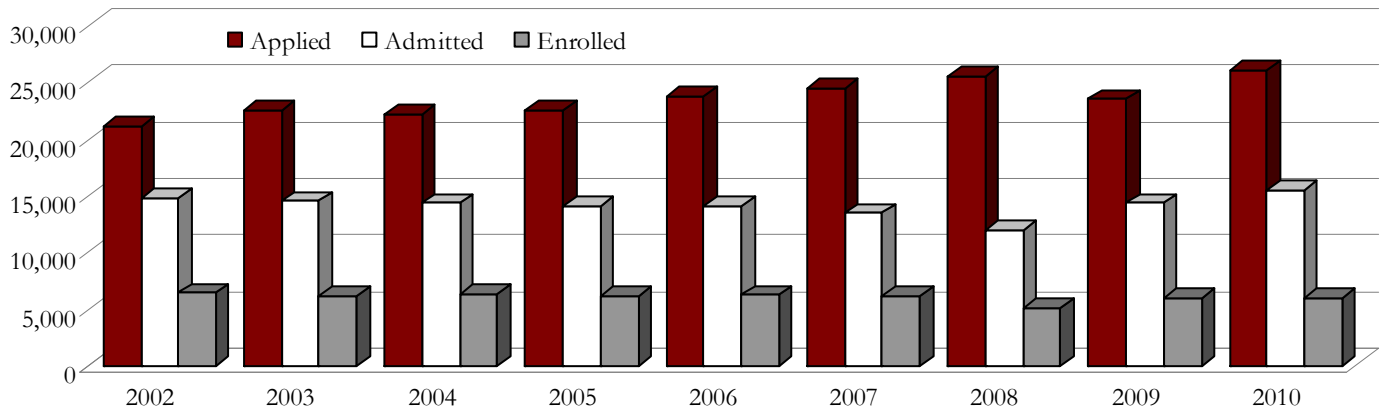
## Merit & Achievement Finalists

	National Merit Scholars			Achievement Scholars			Hispanic Scholars			Total		
	2008	2009	2010	2008	2009	2010	2008	2009	2010	2008	2009	2010
New Freshmen	9	18	18	1	4	4	4	4	4	14	26	26
Other Undergraduates	42	43	51	7	4	5	9	10	13	58	57	69
<b>Total</b>	<b>51</b>	<b>61</b>	<b>69</b>	<b>8</b>	<b>8</b>	<b>9</b>	<b>13</b>	<b>14</b>	<b>17</b>	<b>72</b>	<b>83</b>	<b>95</b>

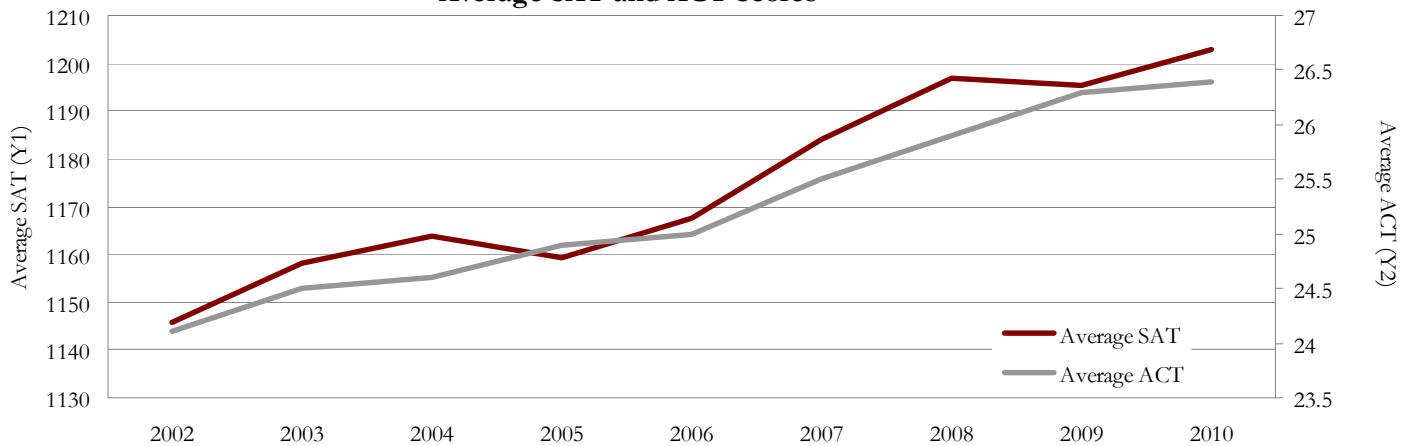
*Source: Fall Preliminary Student Instruction File (SIFP)*

# First Time in College (FTIC) Admission Statistics, 2002-2010

## Unduplicated Applicants - Applied, Admitted and Enrolled



## Average SAT and ACT Scores



Summer/ Fall	Unduplicated Applicants			Enrolled Students			
	Applied	Admitted	Enrolled	Number Taking SAT	Average SAT	Number Taking ACT	Average ACT
2002	21,046	14,777	6,387	3,940	1145.6	3,209	24.1
2003	22,438	14,465	6,096	3,661	1158.3	3,179	24.5
2004	22,127	14,307	6,240	3,904	1163.8	3,247	24.6
2005	22,450	14,016	6,067	4,029	1159.2	2,038	24.9
2006	23,687	14,027	6,222	3,696	1167.5	2,526	25.0
2007	24,343	13,415	6,133	3,385	1183.9	2,748	25.5
2008	25,485	11,901	5,027	2,486	1196.8	2,541	25.9
2009	23,439	14,308	5,967	3,091	1195.2	2,881	26.3
2010	26,037	15,498	5,952	2,797	1202.7	3,155	26.4

*Note: Applied consists of unduplicated applications for the summer and fall terms. Enrolled students are FTICs attending in the fall semester or the previous summer who continue into the fall.*

## New Student Headcount by Residency

	2008-09				2009-10				2010-11			
	Summer	Fall	Spring	Year	Summer	Fall	Spring	Year	Summer	Fall	Spring	Year
<b>FTIC's</b>												
In-state	1,947	2,831	8	4,786	2,238	3,380	49	5,667	2,175	3,405	70	5,650
Out-of-State	<u>63</u>	<u>178</u>	<u>5</u>	<u>246</u>	<u>54</u>	<u>307</u>	<u>6</u>	<u>367</u>	<u>36</u>	<u>339</u>	<u>10</u>	<u>385</u>
<b>Total</b>	<b>2,010</b>	<b>3,009</b>	<b>13</b>	<b>5,032</b>	<b>2,292</b>	<b>3,687</b>	<b>55</b>	<b>6,034</b>	<b>2,211</b>	<b>3,744</b>	<b>80</b>	<b>6,035</b>
<b>TRANSFERS-JC w AA</b>												
In-state	301	1,162	741	2,204	316	1,507	662	2,485	283	1,538	640	2,461
Out-of-State	<u>5</u>	<u>27</u>	<u>16</u>	<u>48</u>	<u>7</u>	<u>24</u>	<u>12</u>	<u>43</u>	<u>5</u>	<u>30</u>	<u>33</u>	<u>68</u>
<b>Total</b>	<b>306</b>	<b>1,189</b>	<b>757</b>	<b>2,252</b>	<b>323</b>	<b>1,531</b>	<b>674</b>	<b>2,528</b>	<b>288</b>	<b>1,568</b>	<b>673</b>	<b>2,529</b>
<b>TRANSFERS-JC w/o AA</b>												
In-state	18	86	98	202	36	176	162	374	32	148	230	410
Out-of-State	<u>0</u>	<u>3</u>	<u>1</u>	<u>4</u>	<u>1</u>	<u>3</u>	<u>1</u>	<u>5</u>	<u>0</u>	<u>3</u>	<u>13</u>	<u>16</u>
<b>Total</b>	<b>18</b>	<b>89</b>	<b>99</b>	<b>206</b>	<b>37</b>	<b>179</b>	<b>163</b>	<b>379</b>	<b>32</b>	<b>151</b>	<b>243</b>	<b>426</b>
<b>TRANSFERS-from SUS</b>												
In-state	28	35	45	108	45	156	90	291	36	165	85	286
Out-of-State	<u>0</u>	<u>1</u>	<u>0</u>	<u>1</u>	<u>0</u>	<u>3</u>	<u>0</u>	<u>3</u>	<u>0</u>	<u>1</u>	<u>2</u>	<u>3</u>
<b>Total</b>	<b>28</b>	<b>36</b>	<b>45</b>	<b>109</b>	<b>45</b>	<b>159</b>	<b>90</b>	<b>294</b>	<b>36</b>	<b>166</b>	<b>87</b>	<b>289</b>
<b>TRANSFERS-Others</b>												
In-state	32	39	57	128	37	160	85	282	31	175	78	284
Out-of-State	<u>2</u>	<u>21</u>	<u>18</u>	<u>41</u>	<u>4</u>	<u>52</u>	<u>18</u>	<u>74</u>	<u>4</u>	<u>50</u>	<u>18</u>	<u>72</u>
<b>Total</b>	<b>34</b>	<b>60</b>	<b>75</b>	<b>169</b>	<b>41</b>	<b>212</b>	<b>103</b>	<b>356</b>	<b>35</b>	<b>225</b>	<b>96</b>	<b>356</b>
<b>TRANSFERS-Total</b>												
In-state	379	1,322	941	2,642	434	1,999	999	3,432	382	2,026	1,033	3,441
Out-of-State	<u>7</u>	<u>52</u>	<u>35</u>	<u>94</u>	<u>12</u>	<u>82</u>	<u>31</u>	<u>125</u>	<u>9</u>	<u>84</u>	<u>66</u>	<u>159</u>
<b>Total</b>	<b>386</b>	<b>1,374</b>	<b>976</b>	<b>2,736</b>	<b>446</b>	<b>2,081</b>	<b>1,030</b>	<b>3,557</b>	<b>391</b>	<b>2,110</b>	<b>1,099</b>	<b>3,600</b>
<b>UNDERGRADUATE TOTAL</b>												
In-state	2,326	4,153	949	7,428	2,672	5,379	1,048	9,099	2,557	5,431	1,103	9,091
Out-of-State	<u>70</u>	<u>230</u>	<u>40</u>	<u>340</u>	<u>66</u>	<u>389</u>	<u>37</u>	<u>492</u>	<u>45</u>	<u>423</u>	<u>76</u>	<u>544</u>
<b>Total</b>	<b>2,396</b>	<b>4,383</b>	<b>989</b>	<b>7,768</b>	<b>2,738</b>	<b>5,768</b>	<b>1,085</b>	<b>9,591</b>	<b>2,602</b>	<b>5,854</b>	<b>1,179</b>	<b>9,635</b>
<b>LAW</b>												
In-state	7	230	9	246	8	218	17	243	8	204	3	215
Out-of-State	<u>2</u>	<u>50</u>	<u>2</u>	<u>54</u>	<u>2</u>	<u>59</u>	<u>3</u>	<u>64</u>	<u>1</u>	<u>49</u>	<u>1</u>	<u>51</u>
<b>Total</b>	<b>9</b>	<b>280</b>	<b>11</b>	<b>300</b>	<b>10</b>	<b>277</b>	<b>20</b>	<b>307</b>	<b>9</b>	<b>253</b>	<b>4</b>	<b>266</b>
<b>MEDICINE</b>												
In-state	116	5	0	121	118	5	0	123	129	1	0	130
Out-of-State	<u>0</u>	<u>0</u>	<u>0</u>	<u>0</u>	<u>1</u>	<u>0</u>	<u>0</u>	<u>1</u>	<u>1</u>	<u>3</u>	<u>0</u>	<u>4</u>
<b>Total</b>	<b>116</b>	<b>5</b>	<b>0</b>	<b>121</b>	<b>119</b>	<b>5</b>	<b>0</b>	<b>124</b>	<b>130</b>	<b>4</b>	<b>0</b>	<b>134</b>
<b>GRADUATE (excluding Law and Medicine)</b>												
In-state	262	1,094	443	1,799	314	1,189	399	1,902	318	1,108	436	1,862
Out-of-State	<u>55</u>	<u>586</u>	<u>106</u>	<u>747</u>	<u>76</u>	<u>638</u>	<u>98</u>	<u>812</u>	<u>86</u>	<u>665</u>	<u>119</u>	<u>870</u>
<b>Total</b>	<b>317</b>	<b>1,680</b>	<b>549</b>	<b>2,546</b>	<b>390</b>	<b>1,827</b>	<b>497</b>	<b>2,714</b>	<b>404</b>	<b>1,773</b>	<b>555</b>	<b>2,732</b>
<b>GRADUATE TOTAL</b>												
In-state	385	1,329	452	2,166	440	1,412	416	2,268	455	1,313	439	2,207
Out-of-State	<u>57</u>	<u>636</u>	<u>108</u>	<u>801</u>	<u>79</u>	<u>697</u>	<u>101</u>	<u>877</u>	<u>88</u>	<u>717</u>	<u>120</u>	<u>925</u>
<b>Total</b>	<b>442</b>	<b>1,965</b>	<b>560</b>	<b>2,967</b>	<b>519</b>	<b>2,109</b>	<b>517</b>	<b>3,145</b>	<b>543</b>	<b>2,030</b>	<b>559</b>	<b>3,132</b>
<b>TOTAL ALL STUDENTS</b>												
In-state	2,711	5,482	1,401	9,594	3,112	6,791	1,464	11,367	3,012	6,744	1,542	11,298
Out-of-State	<u>127</u>	<u>866</u>	<u>148</u>	<u>1,141</u>	<u>145</u>	<u>1,086</u>	<u>138</u>	<u>1,369</u>	<u>133</u>	<u>1,140</u>	<u>196</u>	<u>1,469</u>
<b>Total</b>	<b>2,838</b>	<b>6,348</b>	<b>1,549</b>	<b>10,735</b>	<b>3,257</b>	<b>7,877</b>	<b>1,602</b>	<b>12,736</b>	<b>3,145</b>	<b>7,884</b>	<b>1,738</b>	<b>12,767</b>

Source: Final Student Instruction (SIF) Files, except spring 2011 (preliminary)

# New Student Distribution by Residency

	2008-09				2009-10				2010-11			
	Summer	Fall	Spring	Year	Summer	Fall	Spring	Year	Summer	Fall	Spring	Year
<b>FTIC's</b>												
In-state	96.9%	94.1%	61.5%	95.1%	97.6%	91.7%	89.1%	93.9%	98.4%	90.9%	87.5%	93.6%
Out-of-State	<u>3.1%</u>	<u>5.9%</u>	<u>38.5%</u>	<u>4.9%</u>	<u>2.4%</u>	<u>8.3%</u>	<u>10.9%</u>	<u>6.1%</u>	<u>1.6%</u>	<u>9.1%</u>	<u>12.5%</u>	<u>6.4%</u>
<b>Total</b>	<b>100.0%</b>	<b>100.0%</b>	<b>100.0%</b>	<b>100.0%</b>	<b>100.0%</b>	<b>100.0%</b>	<b>100.0%</b>	<b>100.0%</b>	<b>100.0%</b>	<b>100.0%</b>	<b>100.0%</b>	<b>100.0%</b>
<b>TRANSFERS-JC w AA</b>												
In-state	98.4%	97.7%	97.9%	97.9%	97.8%	98.4%	98.2%	98.3%	98.3%	98.1%	95.1%	97.3%
Out-of-State	<u>1.6%</u>	<u>2.3%</u>	<u>2.1%</u>	<u>2.1%</u>	<u>2.2%</u>	<u>1.6%</u>	<u>1.8%</u>	<u>1.7%</u>	<u>1.7%</u>	<u>1.9%</u>	<u>4.9%</u>	<u>2.7%</u>
<b>Total</b>	<b>100.0%</b>	<b>100.0%</b>	<b>100.0%</b>	<b>100.0%</b>	<b>100.0%</b>	<b>100.0%</b>	<b>100.0%</b>	<b>100.0%</b>	<b>100.0%</b>	<b>100.0%</b>	<b>100.0%</b>	<b>100.0%</b>
<b>TRANSFERS-JC w/o AA</b>												
In-state	100.0%	96.6%	99.0%	98.1%	97.3%	98.3%	99.4%	98.7%	100.0%	98.0%	94.7%	96.2%
Out-of-State	<u>0.0%</u>	<u>3.4%</u>	<u>1.0%</u>	<u>1.9%</u>	<u>2.7%</u>	<u>1.7%</u>	<u>0.6%</u>	<u>1.3%</u>	<u>0.0%</u>	<u>2.0%</u>	<u>5.3%</u>	<u>3.8%</u>
<b>Total</b>	<b>100.0%</b>	<b>100.0%</b>	<b>100.0%</b>	<b>100.0%</b>	<b>100.0%</b>	<b>100.0%</b>	<b>100.0%</b>	<b>100.0%</b>	<b>100.0%</b>	<b>100.0%</b>	<b>100.0%</b>	<b>100.0%</b>
<b>TRANSFERS-from SUS</b>												
In-state	100.0%	97.2%	100.0%	99.1%	100.0%	98.1%	100.0%	99.0%	100.0%	99.4%	97.7%	99.0%
Out-of-State	<u>0.0%</u>	<u>2.8%</u>	<u>0.0%</u>	<u>0.9%</u>	<u>0.0%</u>	<u>1.9%</u>	<u>0.0%</u>	<u>1.0%</u>	<u>0.0%</u>	<u>0.6%</u>	<u>2.3%</u>	<u>1.0%</u>
<b>Total</b>	<b>100.0%</b>	<b>100.0%</b>	<b>100.0%</b>	<b>100.0%</b>	<b>100.0%</b>	<b>100.0%</b>	<b>100.0%</b>	<b>100.0%</b>	<b>100.0%</b>	<b>100.0%</b>	<b>100.0%</b>	<b>100.0%</b>
<b>TRANSFERS-Others</b>												
In-state	94.1%	65.0%	76.0%	75.7%	90.2%	75.5%	82.5%	79.2%	88.6%	77.8%	81.3%	79.8%
Out-of-State	<u>5.9%</u>	<u>35.0%</u>	<u>24.0%</u>	<u>24.3%</u>	<u>9.8%</u>	<u>24.5%</u>	<u>17.5%</u>	<u>20.8%</u>	<u>11.4%</u>	<u>22.2%</u>	<u>18.7%</u>	<u>20.2%</u>
<b>Total</b>	<b>100.0%</b>	<b>100.0%</b>	<b>100.0%</b>	<b>100.0%</b>	<b>100.0%</b>	<b>100.0%</b>	<b>100.0%</b>	<b>100.0%</b>	<b>100.0%</b>	<b>100.0%</b>	<b>100.0%</b>	<b>100.0%</b>
<b>TRANSFERS-Total</b>												
In-state	98.2%	96.2%	96.4%	96.6%	97.3%	96.1%	97.0%	96.5%	97.7%	96.0%	94.0%	95.6%
Out-of-State	<u>1.8%</u>	<u>3.8%</u>	<u>3.6%</u>	<u>3.4%</u>	<u>2.7%</u>	<u>3.9%</u>	<u>3.0%</u>	<u>3.5%</u>	<u>2.3%</u>	<u>4.0%</u>	<u>6.0%</u>	<u>4.4%</u>
<b>Total</b>	<b>100.0%</b>	<b>100.0%</b>	<b>100.0%</b>	<b>100.0%</b>	<b>100.0%</b>	<b>100.0%</b>	<b>100.0%</b>	<b>100.0%</b>	<b>100.0%</b>	<b>100.0%</b>	<b>100.0%</b>	<b>100.0%</b>
<b>UNDERGRADUATE TOTAL</b>												
In-state	97.1%	94.8%	96.0%	95.6%	97.6%	93.3%	96.6%	94.9%	98.3%	92.8%	93.6%	94.4%
Out-of-State	<u>2.9%</u>	<u>5.2%</u>	<u>4.0%</u>	<u>4.4%</u>	<u>2.4%</u>	<u>6.7%</u>	<u>3.4%</u>	<u>5.1%</u>	<u>1.7%</u>	<u>7.2%</u>	<u>6.4%</u>	<u>5.6%</u>
<b>Total</b>	<b>100.0%</b>	<b>100.0%</b>	<b>100.0%</b>	<b>100.0%</b>	<b>100.0%</b>	<b>100.0%</b>	<b>100.0%</b>	<b>100.0%</b>	<b>100.0%</b>	<b>100.0%</b>	<b>100.0%</b>	<b>100.0%</b>
<b>LAW</b>												
In-state	77.7%	82.1%	81.8%	82.0%	80.0%	78.7%	85.0%	79.2%	88.9%	80.6%	75.0%	80.8%
Out-of-State	<u>22.2%</u>	<u>17.9%</u>	<u>18.2%</u>	<u>18.0%</u>	<u>20.0%</u>	<u>21.3%</u>	<u>15.0%</u>	<u>20.8%</u>	<u>11.1%</u>	<u>19.4%</u>	<u>25.0%</u>	<u>19.2%</u>
<b>Total</b>	<b>100.0%</b>	<b>100.0%</b>	<b>100.0%</b>	<b>100.0%</b>	<b>100.0%</b>	<b>100.0%</b>	<b>100.0%</b>	<b>100.0%</b>	<b>100.0%</b>	<b>100.0%</b>	<b>100.0%</b>	<b>100.0%</b>
<b>MEDICINE</b>												
In-state	100.0%	100.0%	0.0%	100.0%	99.2%	100.0%	0.0%	99.2%	99.2%	25.0%	0.0%	97.0%
Out-of-State	<u>0.0%</u>	<u>0.0%</u>	<u>0.0%</u>	<u>0.0%</u>	<u>0.8%</u>	<u>0.0%</u>	<u>0.0%</u>	<u>0.8%</u>	<u>0.8%</u>	<u>75.0%</u>	<u>0.0%</u>	<u>3.0%</u>
<b>Total</b>	<b>100.0%</b>	<b>100.0%</b>	<b>0.0%</b>	<b>100.0%</b>	<b>100.0%</b>	<b>100.0%</b>	<b>0.0%</b>	<b>100.0%</b>	<b>100.0%</b>	<b>100.0%</b>	<b>0.0%</b>	<b>100.0%</b>
<b>GRADUATE (excluding Law and Medicine)</b>												
In-state	82.6%	65.1%	80.7%	70.7%	80.5%	65.1%	80.3%	70.1%	78.7%	62.5%	78.6%	68.2%
Out-of-State	<u>17.4%</u>	<u>34.9%</u>	<u>19.3%</u>	<u>29.3%</u>	<u>19.5%</u>	<u>34.9%</u>	<u>19.7%</u>	<u>29.9%</u>	<u>21.3%</u>	<u>37.5%</u>	<u>21.4%</u>	<u>31.8%</u>
<b>Total</b>	<b>100.0%</b>	<b>100.0%</b>	<b>100.0%</b>	<b>100.0%</b>	<b>100.0%</b>	<b>100.0%</b>	<b>100.0%</b>	<b>100.0%</b>	<b>100.0%</b>	<b>100.0%</b>	<b>100.0%</b>	<b>100.0%</b>
<b>GRADUATE TOTAL</b>												
In-state	87.1%	67.6%	80.7%	73.0%	84.8%	67.0%	80.5%	72.1%	83.8%	64.7%	78.5%	70.5%
Out-of-State	<u>12.9%</u>	<u>32.4%</u>	<u>19.3%</u>	<u>27.0%</u>	<u>15.2%</u>	<u>33.0%</u>	<u>19.5%</u>	<u>27.9%</u>	<u>16.2%</u>	<u>35.3%</u>	<u>21.5%</u>	<u>29.5%</u>
<b>Total</b>	<b>100.0%</b>	<b>100.0%</b>	<b>100.0%</b>	<b>100.0%</b>	<b>100.0%</b>	<b>100.0%</b>	<b>100.0%</b>	<b>100.0%</b>	<b>100.0%</b>	<b>100.0%</b>	<b>100.0%</b>	<b>100.0%</b>
<b>TOTAL ALL STUDENTS</b>												
In-state	95.5%	86.4%	90.4%	89.4%	95.5%	86.2%	91.4%	89.3%	95.8%	85.5%	88.7%	88.5%
Out-of-State	<u>4.5%</u>	<u>13.6%</u>	<u>9.6%</u>	<u>10.6%</u>	<u>4.5%</u>	<u>13.8%</u>	<u>8.6%</u>	<u>10.7%</u>	<u>4.2%</u>	<u>14.5%</u>	<u>11.3%</u>	<u>11.5%</u>
<b>Total</b>	<b>100.0%</b>	<b>100.0%</b>	<b>100.0%</b>	<b>100.0%</b>	<b>100.0%</b>	<b>100.0%</b>	<b>100.0%</b>	<b>100.0%</b>	<b>100.0%</b>	<b>100.0%</b>	<b>100.0%</b>	<b>100.0%</b>

Source: Final Student Instruction (SIF) Files, except spring 2011 (preliminary)

# Headcount Enrollment, Fall Semesters

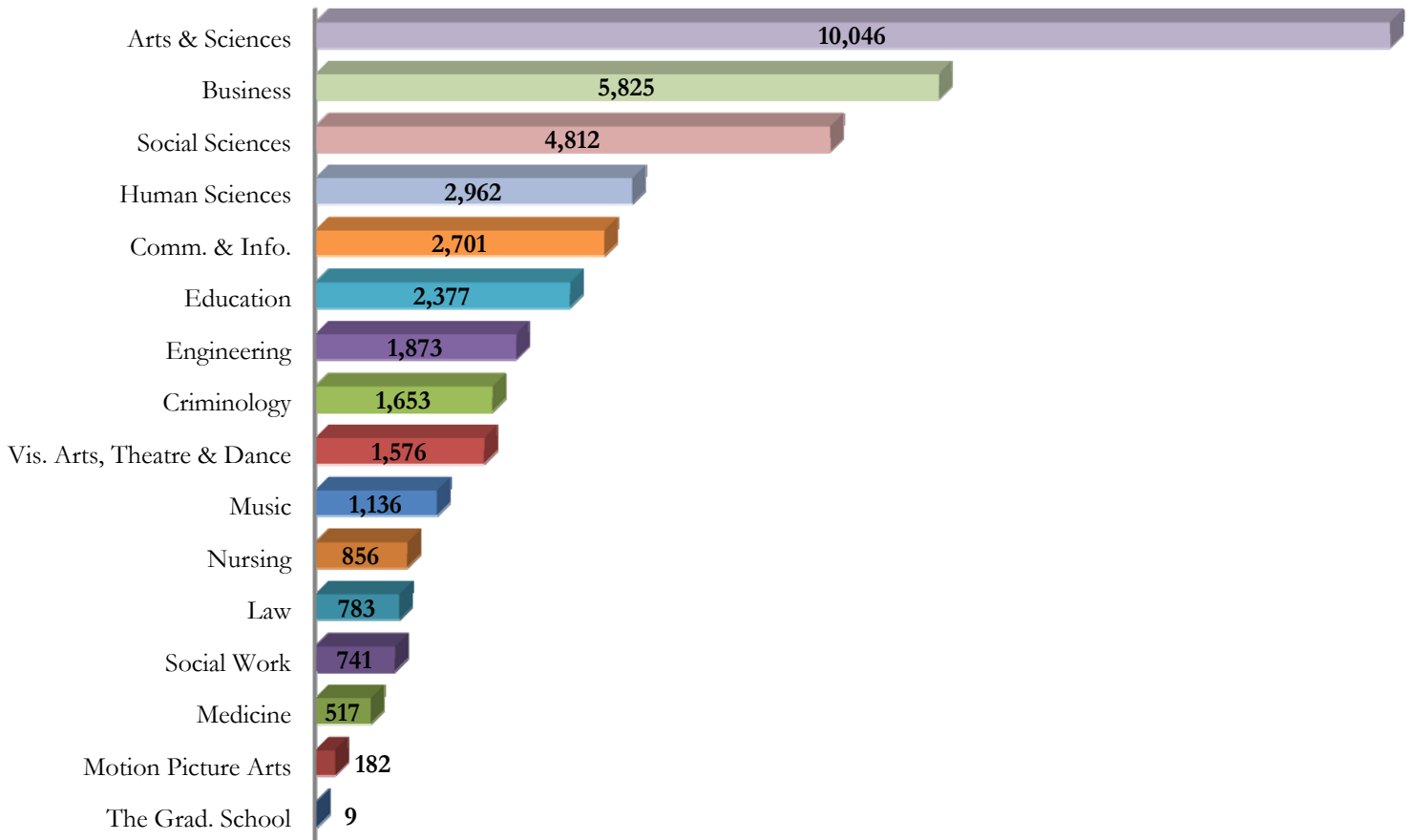
	<u>2006</u>			<u>2007</u>			<u>2008</u>			<u>2009</u>			<u>2010</u>		
<b>BY GENDER</b>															
Male	17,655	43.6%		18,195	44.3%		17,344	44.3%		18,015	44.8%		18,482	45.3%	
Female	<u>22,819</u>	56.4%		<u>22,870</u>	55.7%		<u>21,792</u>	55.7%		<u>22,240</u>	55.2%		<u>22,356</u>	54.7%	
<b>Total</b>	<b>40,474</b>			<b>41,065</b>			<b>39,136</b>			<b>40,255</b>			<b>40,838</b>		
<b>BY ETHNICITY</b>															
White	28,834	71.9%		29,216	71.7%		27,643	71.4%		27,904	70.5%		27,785	69.2%	
Black	4,484	11.2%		4,392	10.8%		4,002	10.3%		4,019	10.2%		4,150	10.3%	
Hispanic	3,979	9.9%		4,190	10.3%		4,198	10.9%		4,580	11.6%		5,041	12.5%	
Asian	1,292	3.2%		1,370	3.4%		1,300	3.4%		1,445	3.7%		1,411	3.5%	
Native American	230	0.6%		257	0.6%		278	0.7%		256	0.6%		357	0.9%	
Non-Res. Alien	<u>1,293</u>	3.2%		<u>1,286</u>	3.2%		<u>1,288</u>	3.3%		<u>1,361</u>	3.4%		<u>1,435</u>	3.6%	
<b>Subtotal</b>	<b>40,112</b>			<b>40,711</b>			<b>38,709</b>			<b>39,565</b>			<b>40,179</b>		
Not Reported	<u>362</u>			<u>354</u>			<u>427</u>			<u>690</u>			<u>659</u>		
<b>Total</b>	<b>40,474</b>			<b>41,065</b>			<b>39,136</b>			<b>40,255</b>			<b>40,838</b>		
<b>BY LEVEL</b>															
Freshman	7,241	17.9%		6,644	16.2%		5,093	13.0%		5,895	14.6%		5,652	13.8%	
Sophomore	5,934	14.7%		6,480	15.8%		6,371	16.3%		5,509	13.7%		6,185	15.1%	
Junior	8,671	21.4%		8,630	21.0%		8,524	21.8%		9,147	22.7%		8,707	21.3%	
Senior	9,212	22.7%		9,754	23.7%		9,656	24.7%		9,906	24.6%		10,461	25.6%	
Graduate	8,174	20.2%		8,529	20.8%		8,370	21.4%		8,557	21.3%		8,511	20.8%	
Unclassified	<u>1,242</u>	3.1%		<u>1,028</u>	2.5%		<u>1,122</u>	2.9%		<u>1,241</u>	3.1%		<u>1,322</u>	3.2%	
<b>Total</b>	<b>40,474</b>			<b>41,065</b>			<b>39,136</b>			<b>40,255</b>			<b>40,838</b>		
<b>BY STATUS</b>															
Full-time	33,391	82.5%		34,051	82.9%		32,309	82.6%		33,983	84.4%		34,371	84.2%	
Part-time	<u>7,083</u>	17.5%		<u>7,014</u>	17.1%		<u>6,827</u>	17.4%		<u>6,272</u>	15.6%		<u>6,467</u>	15.8%	
<b>Total</b>	<b>40,474</b>			<b>41,065</b>			<b>39,136</b>			<b>40,255</b>			<b>40,838</b>		
<b>BY CAMPUS</b>															
Main*	35,985	88.9%		36,556	89.0%		34,554	88.3%		35,572	88.4%		36,176	88.6%	
Panama City	1,073	2.7%		977	2.4%		982	2.5%		1,049	2.6%		1,079	2.6%	
Leon County	1,193	2.9%		1,160	2.8%		1,158	3.0%		1,129	2.8%		Included in Main		
Other, Florida	31	0.1%		26	0.1%		36	0.1%		32	0.1%		46	0.1%	
Florence	30	0.1%		34	0.1%		26	0.1%		26	0.1%		37	0.1%	
London	101	0.2%		98	0.2%		103	0.2%		80	0.2%		65	0.2%	
Panama	317	0.8%		290	0.7%		267	0.7%		304	0.8%		275	0.7%	
Other, Overseas	53	0.1%		94	0.2%		58	0.1%		60	0.1%		45	0.1%	
Distance Learning	<u>1,691</u>	4.2%		<u>1,830</u>	4.5%		<u>1,952</u>	5.0%		<u>2,003</u>	5.0%		<u>2,021</u>	4.9%	
<b>Total</b>	<b>40,474</b>			<b>41,065</b>			<b>39,136</b>			<b>40,255</b>			<b>40,838</b>		
<b>BY AGE</b>															
	<b>UG</b>	<b>G</b>	<b>N</b>	<b>UG</b>	<b>G</b>	<b>N</b>	<b>UG</b>	<b>G</b>	<b>N</b>	<b>UG</b>	<b>G</b>	<b>N</b>	<b>UG</b>	<b>G</b>	<b>N</b>
17 & below	59	0	27	50	0	18	38	1	24	40	0	32	51	0	38
18-19	10,197	1	198	10,237	0	169	8,993	2	174	9,459	0	227	10,017	1	227
20-22	15,972	559	259	16,367	654	233	16,106	621	274	16,350	674	307	16,388	699	342
23-25	2,966	2,631	202	3,060	2,750	151	2,845	2,741	177	2,852	2,919	210	2,789	2,852	203
26-30	979	2,269	167	985	2,431	132	938	2,429	144	1,045	2,504	125	1,015	2,562	168
31-35	344	1,169	114	296	1,137	91	284	1,088	82	270	1,089	83	307	1,061	96
36-40	235	592	76	227	636	64	177	591	69	171	552	78	156	527	68
41 & above	<u>306</u>	<u>953</u>	<u>199</u>	<u>286</u>	<u>921</u>	<u>170</u>	<u>263</u>	<u>897</u>	<u>178</u>	<u>270</u>	<u>819</u>	<u>179</u>	<u>282</u>	<u>809</u>	<u>180</u>
<b>Total</b>	<b>31,058</b>	<b>8,174</b>	<b>1,242</b>	<b>31,508</b>	<b>8,529</b>	<b>1,028</b>	<b>29,644</b>	<b>8,370</b>	<b>1,122</b>	<b>30,457</b>	<b>8,557</b>	<b>1,241</b>	<b>31,005</b>	<b>8,511</b>	<b>1,322</b>

KEY: UG – Undergraduate Students G – Graduate Students N – Unclassified Students

\*Main campus does not include students taking one or more classes off campus. 37,440 students took at least one course on Florida State University's main campus in fall 2010.

Source: Fall Preliminary Student Instruction Files (SIFP); full reports can be accessed online at [ir.fsu.edu/student/headcount.htm](http://ir.fsu.edu/student/headcount.htm)

## Headcount Enrollment, Fall Semesters

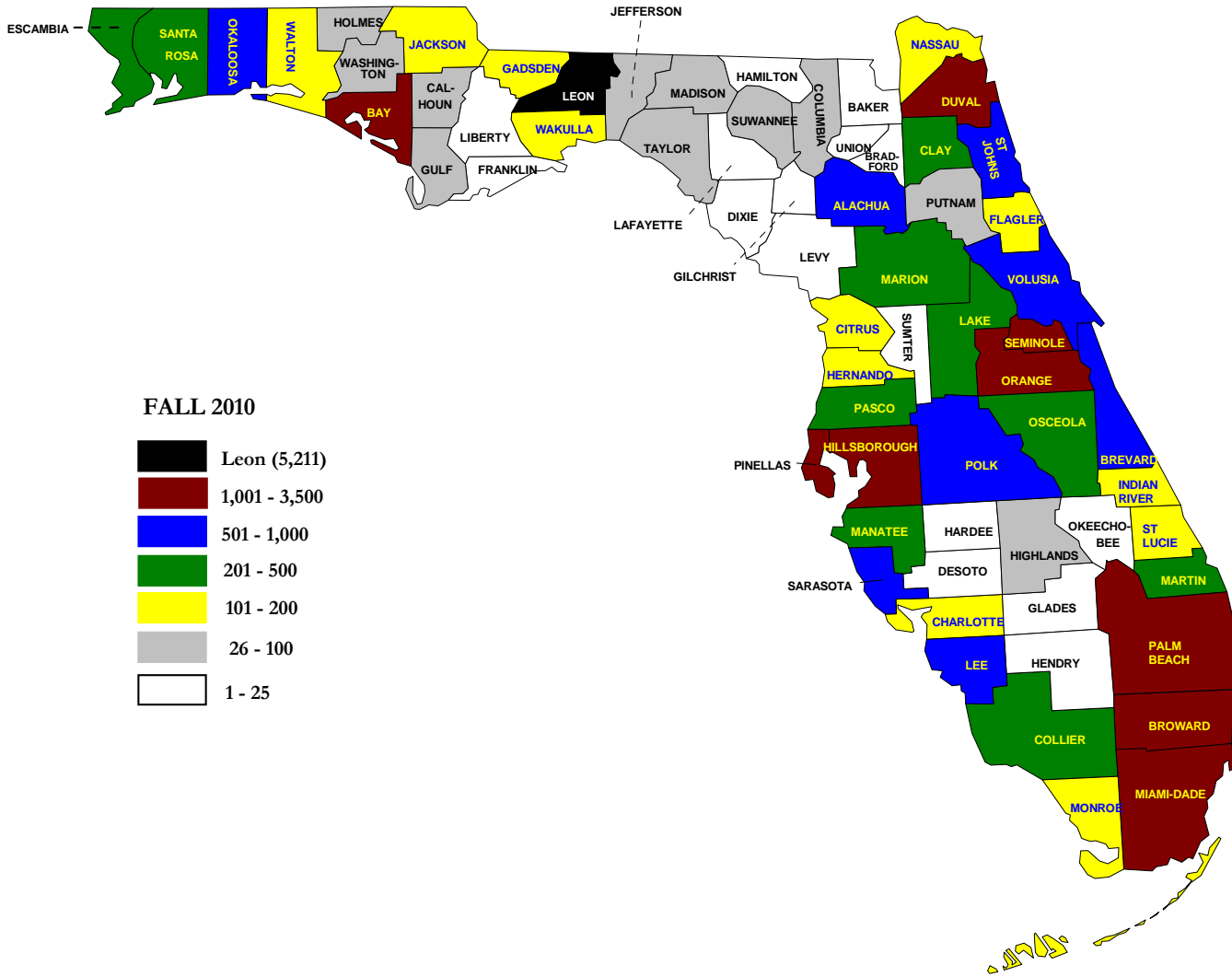


College	2006		2007		2008		2009		2010	
Arts & Sciences	9,113	22.5%	9,312	22.7%	8,842	22.6%	9,507	23.6%	10,046	24.6%
Business	6,086	15.0%	6,308	15.4%	6,145	15.7%	5,985	14.9%	5,825	14.3%
Communication*	1,670	4.1%	1,752	4.3%	1,615	4.1%				
Communication and Information							2,702	6.7%	2,701	6.6%
Criminology & Criminal Justice	1,407	3.5%	1,378	3.4%	1,342	3.4%	1,466	3.6%	1,653	4.0%
Education	3,396	8.4%	3,360	8.2%	2,941	7.5%	2,642	6.6%	2,377	5.8%
Engineering	1,716	4.2%	1,739	4.2%	1,608	4.1%	1,763	4.4%	1,873	4.6%
The Graduate School							4	0.0%	9	0.0%
Human Sciences	3,135	7.8%	3,174	7.7%	3,170	8.1%	3,098	7.7%	2,962	7.3%
Information*	1,139	2.8%	1,144	2.8%	1,125	2.9%				
Law	758	1.9%	766	1.9%	762	1.9%	768	1.9%	783	1.9%
Medicine (M.D. Students)	284	0.7%	356	0.9%	411	1.1%	450	1.1%	475	1.2%
Medicine (non-M.D. Students)	13	0.0%	18	0.0%	24	0.1%	40	0.1%	42	0.1%
Motion Picture Arts	178	0.4%	181	0.4%	181	0.5%	188	0.5%	182	0.4%
Music	1,153	2.8%	1,184	2.9%	1,120	2.9%	1,149	2.9%	1,136	2.8%
Nursing	918	2.3%	905	2.2%	906	2.3%	902	2.2%	856	2.1%
Social Sciences & Public Policy	4,385	10.8%	4,669	11.4%	4,704	12.0%	4,888	12.1%	4,812	11.8%
Social Work	792	2.0%	751	1.8%	694	1.8%	675	1.7%	741	1.8%
Visual Arts, Theatre and Dance	1,784	4.4%	1,829	4.5%	1,615	4.1%	1,535	3.8%	1,576	3.9%
Special/Undecided	2,547	6.3%	2,239	5.5%	1,931	4.9%	2,493	6.2%	2,789	6.8%
<b>Total</b>	<b>40,474</b>	<b>100.0%</b>	<b>41,065</b>	<b>100.0%</b>	<b>39,136</b>	<b>100.0%</b>	<b>40,255</b>	<b>100.0%</b>	<b>40,838</b>	<b>100.0%</b>

\*The College of Communication and the College of Information merged in Fall 2009 to form the College of Communication & Information.

Source: Fall Preliminary Student Instruction File (SIFP)

# Geographical Origin of Students by Florida County, Fall Semesters



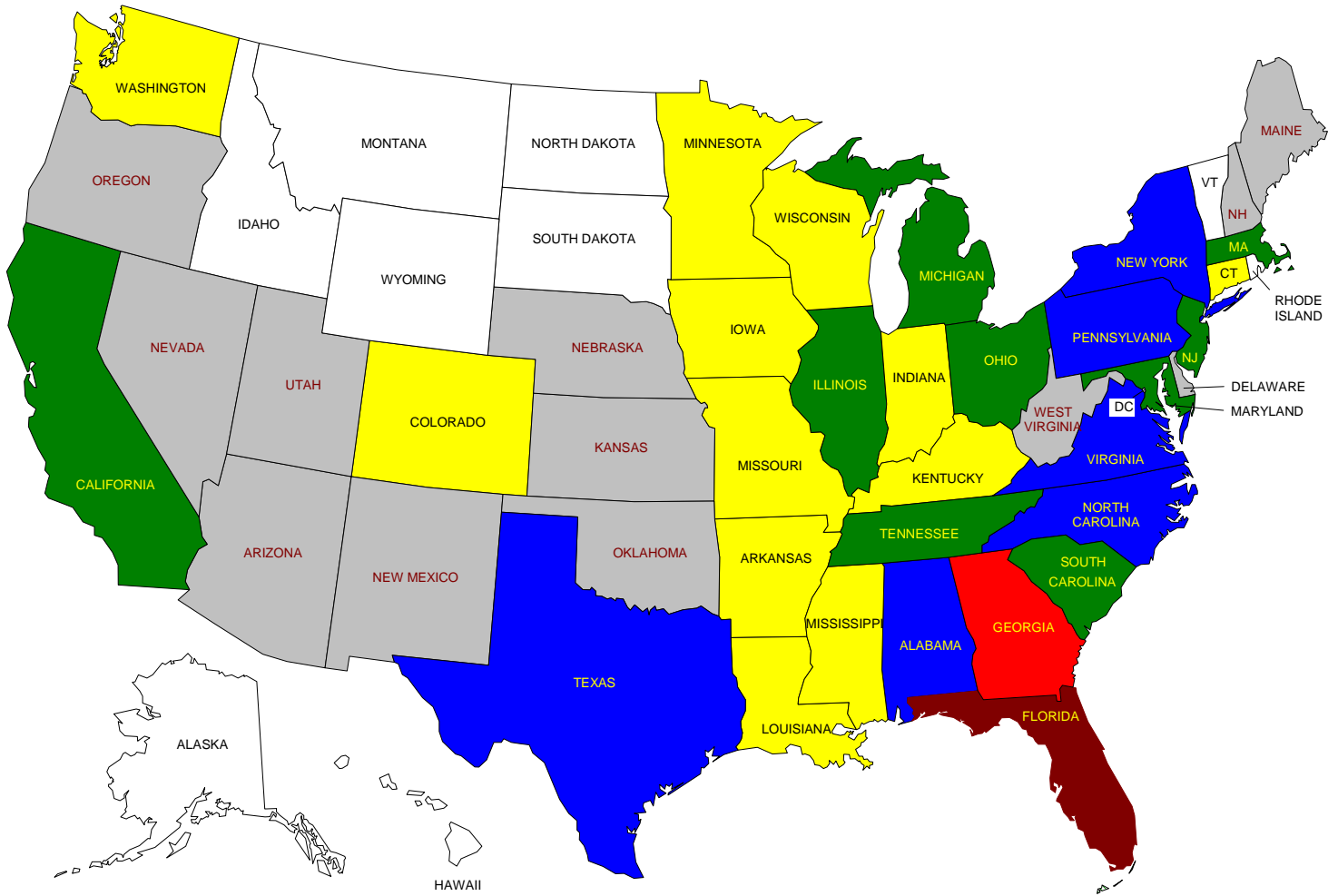
	<u>2004</u>	<u>2005</u>	<u>2006</u>	<u>2007</u>	<u>2008</u>	<u>2009</u>	<u>2010</u>
Alachua	465	411	431	413	413	458	514
Baker	28	21	20	21	17	19	18
Bay	1,195	1,208	1,195	1,133	1,112	1,157	1,111
Bradford	11	11	12	10	7	8	5
Brevard	812	862	935	1,016	964	951	912
Broward	2,959	3,080	3,195	3,326	3,243	3,515	3,696
Calhoun	71	57	58	48	37	43	43
Charlotte	138	143	145	138	128	132	126
Citrus	122	113	118	112	104	114	107
Clay	375	387	410	450	421	430	435
Collier	287	313	360	386	366	424	440
Columbia	64	63	61	57	56	48	48
Miami-Dade	2,564	2,462	2,368	2,436	2,319	2,429	2,458
DeSoto	9	6	7	10	9	8	14
Dixie	17	17	16	12	8	10	8
Duval	1,481	1,532	1,572	1,583	1,498	1,526	1,577
Escambia	519	488	485	495	458	469	459
Flagler	68	74	82	104	88	108	108
Franklin	28	25	24	23	23	20	20
Gadsden	264	236	245	241	193	199	198

## Geographical Origin of Students by Florida County, Fall Semesters

	<u>2004</u>	<u>2005</u>	<u>2006</u>	<u>2007</u>	<u>2008</u>	<u>2009</u>	<u>2010</u>
Gilchrist	7	6	10	14	13	11	9
Glades	3	3	2	2	2	2	3
Gulf	63	76	64	38	44	59	51
Hamilton	12	10	13	10	10	11	5
Hardee	22	21	19	16	18	14	12
Hendry	16	12	19	19	17	20	13
Hernando	108	98	112	122	129	120	142
Highlands	49	49	51	51	47	56	57
Hillsborough	1,591	1,716	1,903	2,003	2,002	2,090	2,115
Holmes	38	44	40	36	37	44	38
Indian River	161	196	184	177	170	165	178
Jackson	192	178	176	167	163	161	153
Jefferson	85	76	76	79	74	75	78
Lafayette	13	7	7	11	9	8	5
Lake	236	225	228	229	237	254	277
Lee	464	512	523	550	569	562	591
Leon	4,628	4,910	5,136	5,193	4,952	5,171	5,211
Levy	21	23	17	19	19	17	17
Liberty	41	30	40	33	26	21	23
Madison	55	82	76	66	45	44	43
Manatee	314	317	359	356	330	341	368
Marion	280	291	276	248	240	239	264
Martin	227	240	274	284	278	281	289
Monroe	118	123	112	111	102	93	104
Nassau	99	97	118	124	112	98	107
Okaloosa	636	667	658	637	610	605	628
Okeechobee	22	24	16	17	15	20	21
Orange	1,499	1,609	1,619	1,680	1,584	1,561	1,584
Osceola	160	159	170	202	197	214	214
Palm Beach	1,851	1,923	2,118	2,264	2,240	2,386	2,484
Pasco	312	352	377	393	367	364	392
Pinellas	1,371	1,475	1,520	1,582	1,534	1,485	1,470
Polk	585	570	582	614	559	520	502
Putnam	60	61	44	46	36	33	28
St. Johns	368	445	512	579	590	649	681
St. Lucie	170	161	160	157	172	196	194
Santa Rosa	348	347	348	376	362	386	369
Sarasota	548	578	570	566	539	529	538
Seminole	955	962	974	987	973	954	1,022
Sumter	27	23	20	25	19	18	25
Suwannee	64	53	54	57	51	49	49
Taylor	89	84	80	67	45	47	47
Union	4	4	4	3	5	8	5
Volusia	518	551	557	523	477	488	525
Wakulla	186	182	186	177	184	182	169
Walton	106	105	115	129	127	131	124
Washington	<u>79</u>	<u>73</u>	<u>68</u>	<u>81</u>	<u>66</u>	<u>64</u>	<u>67</u>
Counties Total	30,278	31,259	32,326	33,134	31,861	32,914	33,568
Non-Florida	<u>8,608</u>	<u>8,393</u>	<u>8,148</u>	<u>7,931</u>	<u>7,275</u>	<u>7,341</u>	<u>7,270</u>
<b>Total</b>	<b>38,886</b>	<b>39,652</b>	<b>40,474</b>	<b>41,065</b>	<b>39,136</b>	<b>40,255</b>	<b>40,838</b>

Source: Fall Preliminary Student Instruction File (SIFP)

# Geographical Origin of Students by State, Fall Semesters



	<u>2004</u>	<u>2005</u>	<u>2006</u>	<u>2007</u>	<u>2008</u>	<u>2009</u>	<u>2010</u>
Alabama	216	182	171	197	188	189	194
Alaska	6	7	11	10	11	15	10
Arizona	38	32	31	30	26	24	27
Arkansas	56	41	40	44	38	39	33
California	209	193	186	194	172	152	175
Colorado	88	75	80	74	59	53	57
Connecticut	90	92	86	69	68	68	79
Delaware	15	16	13	12	16	22	17
District of Columbia	20	18	19	15	11	7	6
Florida	30,278	31,259	32,326	33,134	31,861	32,914	33,568
Georgia	962	965	935	882	786	719	710
Hawaii	30	24	23	19	15	19	13
Idaho	16	17	21	22	15	10	14
Illinois	209	194	178	179	156	165	163
Indiana	105	105	95	91	78	79	66
Iowa	32	30	32	40	36	37	37
Kansas	43	40	38	41	40	33	29

## Geographical Origin of Students by State, Fall Semesters

	<u>2004</u>	<u>2005</u>	<u>2006</u>	<u>2007</u>	<u>2008</u>	<u>2009</u>	<u>2010</u>
Kentucky	93	97	83	82	84	77	71
Louisiana	131	119	114	111	114	115	86
Maine	24	23	20	18	16	19	16
Maryland	222	217	206	206	167	161	142
Massachusetts	134	121	134	144	119	115	116
Michigan	142	142	134	129	106	115	115
Minnesota	55	52	56	48	45	40	46
Mississippi	72	76	78	71	62	60	57
Missouri	110	85	72	62	57	72	58
Montana	13	14	12	9	9	7	6
Nebraska	19	29	27	23	23	26	24
Nevada	17	18	18	14	14	18	19
New Hampshire	29	26	28	22	17	18	24
New Jersey	226	206	209	212	180	176	154
New Mexico	38	26	25	25	20	16	20
New York	311	339	324	311	256	256	235
North Carolina	261	249	259	265	243	234	229
North Dakota	4	6	15	12	9	12	9
Ohio	186	183	172	176	161	168	163
Oklahoma	43	36	34	32	28	29	26
Oregon	20	23	26	27	23	25	23
Pennsylvania	270	278	264	246	206	205	222
Rhode Island	36	33	29	22	12	15	14
South Carolina	182	164	151	148	125	122	117
South Dakota	3	5	9	5	8	12	10
Tennessee	174	173	166	146	133	134	116
Texas	350	303	267	267	238	231	230
Utah	33	25	29	21	23	26	24
Vermont	15	15	22	20	15	13	8
Virginia	401	414	426	409	384	384	374
Washington	50	52	57	67	61	50	48
West Virginia	26	24	26	20	21	27	26
Wisconsin	73	72	69	59	49	57	70
Wyoming	<u>3</u>	<u>4</u>	<u>6</u>	<u>5</u>	<u>8</u>	<u>7</u>	<u>6</u>
States Total	36,179	36,939	37,852	38,487	36,612	37,587	38,102
Other U.S. Citizens (e.g. military born overseas)	108	90	95	88	112	124	129
U.S. Territories and Possessions							
Guam	4	5	1	0	0	0	1
Puerto Rico	35	28	8	17	23	22	15
U.S. Virgin Islands	<u>10</u>	<u>3</u>	<u>1</u>	<u>3</u>	<u>2</u>	<u>2</u>	<u>2</u>
Territories & Possessions Total	49	36	10	20	25	24	18
*Non-U.S.A.	<u>2,550</u>	<u>2,587</u>	<u>2,517</u>	<u>2,470</u>	<u>2,387</u>	<u>2,520</u>	<u>2,589</u>
Total	38,886	39,652	40,474	41,065	39,136	40,255	40,838

Source: Fall Preliminary Student Instruction File (SIFP)

\*Non-U.S.A. residents include foreign students and resident aliens.

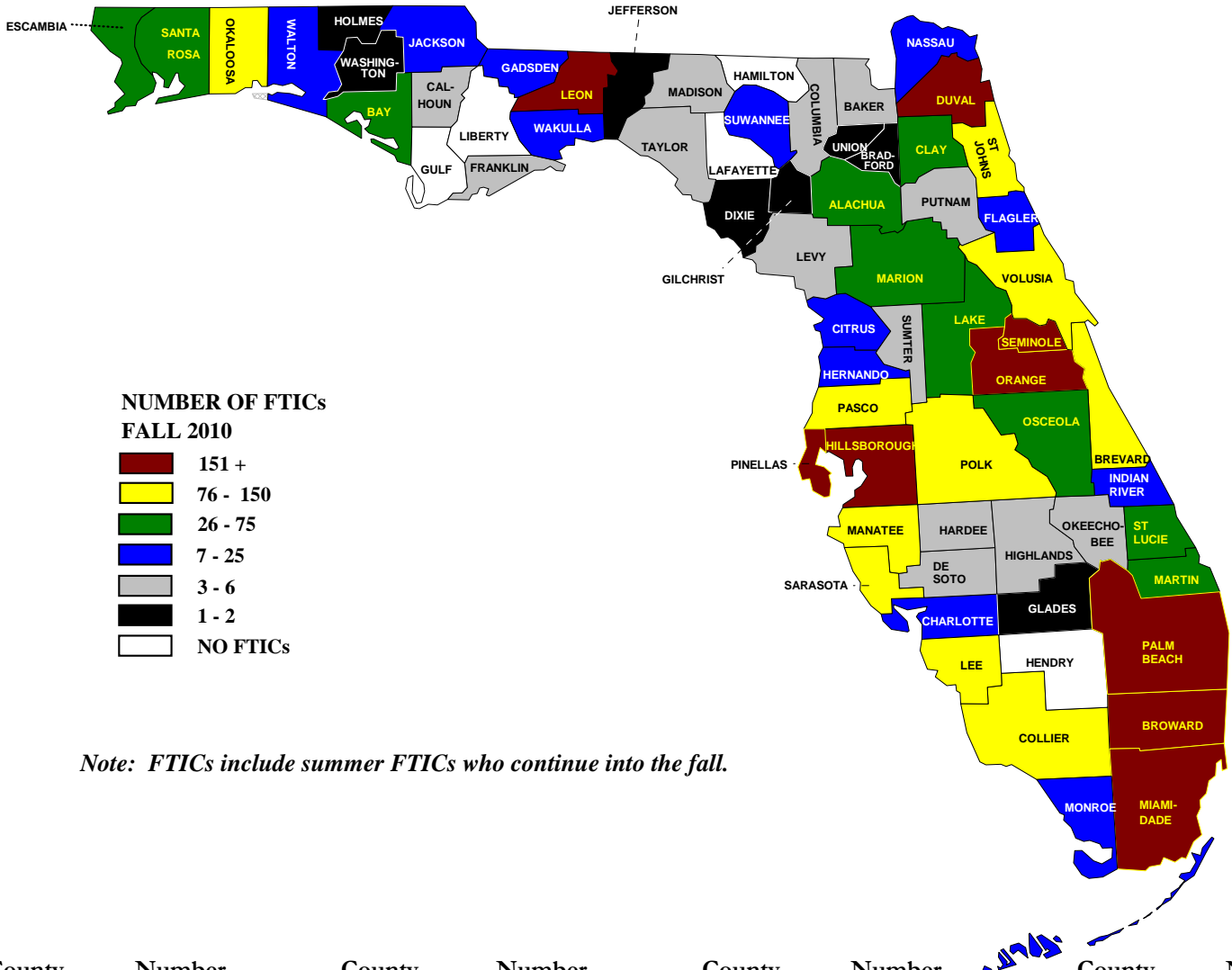
## Geographical Origin of Students by Country, Fall 2010

Country	Total	Country	Total	Country	Total
Albania	1	Guatemala	7	Philippines	12
American Samoa	1	Guyana	2	Poland	7
Angola	5	Haiti	65	Portugal	1
Argentina	17	Honduras	12	Puerto Rico	15
Aruba	1	Hong Kong	9	Republic of Georgia	1
Australia	10	Hungary	1	Republic of Korea	253
Austria	2	Iceland	4	Republic of Macedonia	3
Bahamas	10	India	141	Romania	12
Bahrain	1	Indonesia	17	Russia	26
Bangladesh	6	Iran	13	Rwanda	4
Barbados	2	Ireland	3	Saint Kitts and Nevis	2
Belarus	4	Israel	19	Saint Lucia	1
Belgium	7	Italy	11	Saudi Arabia	9
Belize	3	Jamaica	51	Senegal	2
Bermuda	2	Japan	43	Serbia	2
Bolivia	3	Jordan	4	Singapore	7
Bosnia & Herzegovina	4	Kampuchea	1	Slovakia	3
Brazil	67	Kazakhstan	3	Slovenia	2
Bulgaria	7	Kenya	8	Somalia	1
Burkina Faso	1	Kuwait	5	South Africa	7
Burma	3	Kyrgyzstan	1	Spain	8
Canada	117	Latvia	2	Sri Lanka	6
Cayman Islands	3	Lebanon	35	Sudan	1
Chile	17	Liberia	2	Swaziland	1
China	420	Libya	1	Sweden	3
Colombia	117	Lithuania	5	Switzerland	4
Costa Rica	8	Luxembourg	1	Syria	3
Cote d'Ivoire	3	Malaysia	7	Taiwan	60
Cuba	39	Mali	2	Tanzania	4
Czech Republic	4	Mexico	25	Thailand	12
Dominican Republic	17	Moldova	1	Togo	1
Ecuador	22	Morocco	2	Trinidad & Tobago	23
Egypt	9	Nauru	3	Turkey	46
El Salvador	9	Nepal	9	Uganda	2
Estonia	1	Netherlands	11	Ukraine	8
Ethiopia	6	Netherlands Antilles	9	United Arab Emirates	1
Federal Republic of Germany	23	New Zealand	8	United Kingdom	82
France	16	Nicaragua	10	United States	38,231
Gabon	1	Nigeria	17	U.S. Virgin Islands	2
Gambia	1	Norway	5	Uzbekistan	4
Gaza Strip	1	Oman	1	Venezuela	90
Ghana	9	Pakistan	29	Vietnam	13
Greece	3	Panama	198	Zimbabwe	7
Grenada	3	Paraguay	1		
Guam	1	Peru	45	<b>Total</b>	<b>40,838</b>

Countries are those listed by students at the time of their enrollment. Actual names for the countries are taken from the internal file documentation and may not accurately reflect the current name or status of a particular nation. 2,607 students from 132 countries other than the United States were enrolled in Fall 2010. This number includes 1,435 Non-Resident Aliens.

Source: Fall Preliminary Student Instruction File (SIFP)

# Geographical Origin of FTICs by Florida County, Fall 2010



*Note: FTICs include summer FTICs who continue into the fall.*

<u>County</u>	<u>Number</u>	<u>County</u>	<u>Number</u>	<u>County</u>	<u>Number</u>	<u>County</u>	<u>Number</u>
Alachua	64	Franklin	3	Leon	192	St. Johns	123
Baker	3	Gadsden	16	Levy	4	St. Lucie	28
Bay	39	Gilchrist	1	Liberty	0	Santa Rosa	62
Bradford	1	Glades	2	Madison	3	Sarasota	102
Brevard	147	Gulf	0	Manatee	76	Seminole	239
Broward	733	Hamilton	0	Marion	45	Sumter	3
Calhoun	3	Hardee	5	Martin	70	Suwannee	8
Charlotte	21	Hendry	0	Monroe	20	Taylor	6
Citrus	16	Hernando	25	Nassau	22	Union	1
Clay	63	Highlands	5	Okaloosa	102	Volusia	106
Collier	102	Hillsborough	415	Okeechobee	3	Wakulla	16
Columbia	3	Holmes	2	Orange	322	Walton	13
Miami-Dade	467	Indian River	22	Osceola	40	Washington	2
DeSoto	3	Jackson	9	Palm Beach	482	Non-Florida	691
Dixie	1	Jefferson	2	Pasco	81	<b>Total</b>	<b>5,961</b>
Duval	279	Lafayette	0	Pinellas	306		
Escambia	65	Lake	50	Polk	92		
Flagler	19	Lee	112	Putnam	3		

Source: Fall Preliminary and Summer Final Student Instruction Files

Online Resource: FTIC enrollment reports can be accessed online at: [ir.fsu.edu/student/headcount.htm](http://ir.fsu.edu/student/headcount.htm)

# First Time in College (FTIC) Students by High School and State, Fall 2010

## Florida High Schools Contributing 29 or More FTICs

## FTIC Students by State

<u>High School</u>	<u>City</u>	<u>Number</u>	<u>State</u>	<u>Number</u>
St. Thomas Aquinas	Ft. Lauderdale	83	Alabama	8
Cypress Bay	Weston	70	Alaska	1
Marjory S. Douglas	Parkland	69	Arizona	1
H. B. Plant	Tampa	68	Arkansas	1
Palm Harbor	Palm Harbor	67	California	8
Lincoln	Tallahassee	57	Colorado	8
West Boca Raton Community	Boca Raton	56	Connecticut	21
Coral Reef	Miami	54	Delaware	1
Lawton Chiles	Tallahassee	52	Florida	5,270
Spanish River	Boca Raton	48	Georgia	107
Stanton College Prep	Jacksonville	48	Hawaii	2
Jupiter Community Sr.	Jupiter	46	Illinois	18
Olympia	Orlando	46	Indiana	6
Cooper City	Cooper City	45	Iowa	3
Paxon School/Advanced Studies	Jacksonville	44	Kansas	3
Walter Sickles	Tampa	44	Kentucky	4
Bishop Kenny	Jacksonville	43	Louisiana	3
Niceville	Niceville	43	Maine	3
Lake Brantley	Altamonte Springs	42	Maryland	21
Winter Park	Winter Park	42	Massachusetts	16
East Lake	Tarpon Springs	41	Michigan	9
Cardinal Gibbons	Ft. Lauderdale	38	Minnesota	5
Barron Collier	Naples	37	Mississippi	4
Bishop Moore	Orlando	37	Missouri	9
Spruce Creek	Port Orange	37	Nevada	4
Miami Palmetto	Miami	36	New Hampshire	2
Our Lady of Lourdes	Miami	35	New Jersey	30
Dreyfoos School of the Arts	West Palm Beach	35	New Mexico	1
Boca Raton Community	Boca Raton	34	New York	29
Martin County	Stuart	34	North Carolina	30
Leon	Tallahassee	34	Ohio	5
Wellington	Wellington	34	Oklahoma	1
Park Vista Community	Lake Worth	34	Oregon	1
Fort Myers	Ft. Myers	32	Pennsylvania	29
Lake Mary	Lake Mary	32	Rhode Island	2
Paul J. Hagerty	Oviedo	32	South Carolina	7
Lakewood Ranch	Bradenton	31	Tennessee	5
Timber Creek	Orlando	31	Texas	23
Countryside	Clearwater	30	Virginia	46
William R. Boone	Orlando	30	Washington	4
Michael M. Krop	Miami	30	West Virginia	4
J.P. Taravella	Coral Springs	29	Wisconsin	14
42 Florida High Schools Contributing 29 or More FTICs		1,810		
503 Florida High Schools Contributing 28 or Fewer FTICs		3,574		
Home Schooled		21	Non-USA	192
Non-Florida High School		556	<b>Total</b>	<b>5,961</b>
<b>Total</b>		<b>5,961</b>		

Note: FTICs include summer FTICs who continue into the fall.

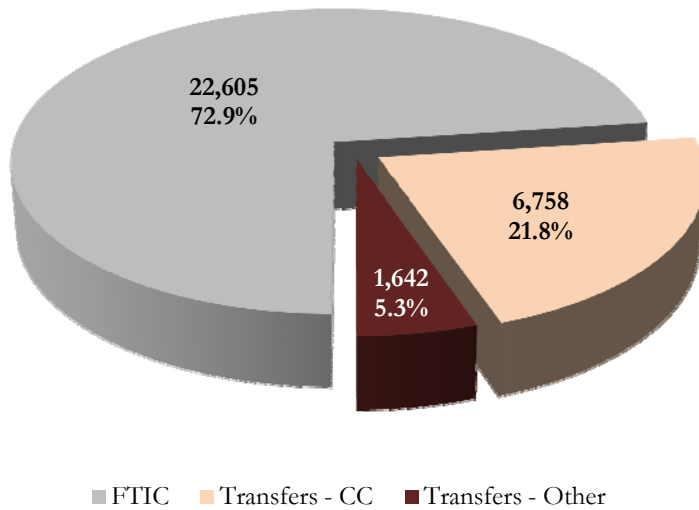
Source: Fall Preliminary and Summer Final Student Instruction Files

Online Resource: FTIC enrollment reports can be accessed online at [ir.fsu.edu/student/headcount.htm](http://ir.fsu.edu/student/headcount.htm)

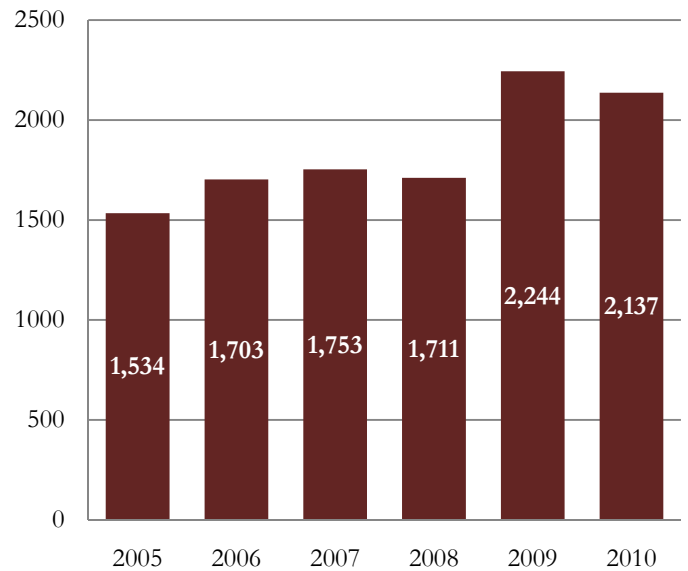
# Florida Community/Junior/State College Transfers to FSU

Source of Fall 2010 Undergraduates

Type of Student at Most Recent Admission



CC Transfers by Summer/Fall Cohort



Florida Community/Junior/State College Transfers by Summer/Fall Cohort

County	Community/Junior College	2005	2006	2007	2008	2009	2010
1. Brevard	Brevard Community College	37	37	36	29	60	41
2. Broward	Broward College	28	36	45	35	69	61
3. Jackson	Chipola College	71	66	56	50	63	52
4. Marion	College of Central Florida	22	17	13	7	17	19
5. Volusia	Daytona State College	13	22	24	15	25	32
6. Lee	Edison State College	13	21	24	18	23	22
7. Monroe	Florida Keys Community College	0	0	5	2	1	4
8. Duval	Florida State College at Jacksonville	38	44	58	54	61	74
9. Bay	Gulf Coast Community College	188	193	193	227	237	216
10. Hillsborough	Hillsborough Community College	11	22	15	21	25	21
11. St. Lucie	Indian River State College	16	24	30	24	27	33
12. Columbia	Lake City Community College	7	7	9	11	14	10
13. Lake	Lake-Sumter Community College	8	4	9	7	13	10
14. Manatee	State College of Fla., Manatee-Sarasota	17	23	25	16	27	31
15. Miami-Dade	Miami-Dade College	55	42	56	44	72	71
16. Madison	North Florida Community College	7	13	18	10	19	10
17. Okaloosa	Northwest Florida State College	53	52	48	52	58	62
18. Palm Beach	Palm Beach State College	37	51	52	43	78	70
19. Pasco	Pasco-Hernando Community College	11	11	6	6	10	13
20. Escambia	Pensacola State College	34	37	33	28	44	39
21. Polk	Polk State College	8	11	13	5	15	13
22. Putnam	St. Johns River Community College	13	13	16	8	19	24
23. Pinellas	St. Petersburg College	31	40	34	30	54	63
24. Alachua	Santa Fe College	43	31	28	43	84	62
25. Seminole	Seminole State College of Florida	13	17	13	13	20	12
26. Highlands	South Florida Community College	4	10	10	6	4	9
27. Leon	Tallahassee Community College	708	803	834	878	1,043	986
28. Orange	Valencia Community College	48	56	50	29	62	77
<b>TOTAL</b>		<b>1,534</b>	<b>1,703</b>	<b>1,753</b>	<b>1,711</b>	<b>2,244</b>	<b>2,137</b>

Note: The cohort consists of community/junior/state college transfers from the fall semester and the previous summer who continue into the fall.  
 Source: Fall Preliminary Student Instruction Files (SIFP)

## Retention & Graduation Rates for Full-Time FTICs

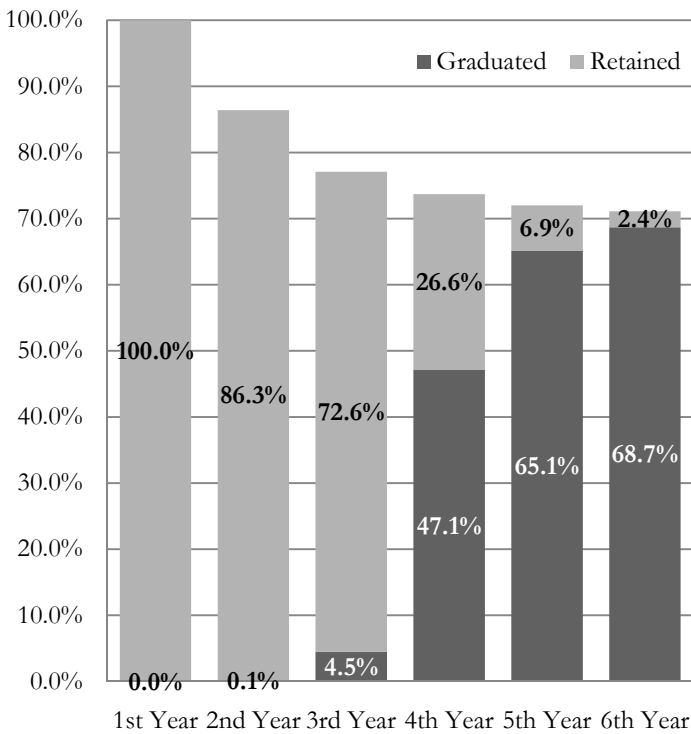
<b>Year</b>		<b>2000</b>	<b>2001</b>	<b>2002</b>	<b>2003</b>	<b>2004</b>	<b>2005</b>	<b>2006</b>	<b>2007</b>	<b>2008</b>	<b>2009</b>
1 <sup>st</sup>	Number Enrolled	5,617	5,732	6,332	6,100	6,224	6,108	6,211	6,126	5,011	5,981
	Total Graduated	0	0	0	0	0	1	0	0	0	1
	Percent Graduated	0.0%	0.0%	0.0%	0.0%	0.0%	0.0%	0.0%	0.0%	0.0%	0.0%
	Number Retained	5,617	5,732	6,332	6,100	6,224	6,108	6,211	6,126	5,011	5,981
	Percent Retained	100.0%	100.0%	100.0%	100.0%	100.0%	100.0%	100.0%	100.0%	100.0%	100.0%
2 <sup>nd</sup>	Number Re-Enrolled	4,818	4,955	5,488	5,370	5,538	5,382	5,538	5,492	4,580	
	Total Graduated	5	8	11	11	13	9	9	16	16	
	Percent Graduated	0.1%	0.1%	0.2%	0.2%	0.2%	0.2%	0.1%	0.3%	0.3%	
	Number Retained	4,818	4,955	5,488	5,370	5,538	5,383	5,538	5,492	4,580	
	Percent Retained	85.8%	86.4%	86.7%	88.0%	89.0%	88.1%	89.2%	89.7%	91.4%	
3 <sup>rd</sup>	Number Re-Enrolled	4,267	4,409	4,865	4,827	5,022	4,939	5,094	5,100		
	Total Graduated	228	251	289	214	214	221	248	252		
	Percent Graduated	4.2%	4.5%	4.7%	3.7%	3.7%	3.8%	4.1%	4.4%		
	Number Retained	4,272	4,417	4,876	4,838	5,035	4,949	5,103	5,116		
	Percent Retained	76.1%	77.1%	77.0%	79.3%	80.9%	81.0%	82.2%	83.5%		
4 <sup>th</sup>	Number Re-Enrolled	3,830	3,963	4,378	4,419	4,647	4,548	4,677			
	Total Graduated	2,248	2,443	2,627	2,622	2,884	2,783	3,053			
	Percent Graduated	44.2%	47.1%	46.2%	46.7%	50.0%	49.3%	53.3%			
	Number Retained	4,063	4,222	4,678	4,644	4,874	4,779	4,934			
	Percent Retained	72.3%	73.7%	73.9%	76.1%	78.3%	78.2%	79.4%			
5 <sup>th</sup>	Number Re-Enrolled	1,502	1,423	1,636	1,694	1,632	1,668				
	Total Graduated	1,128	1,029	1,168	1,268	1,233	1,229				
	Percent Graduated	64.3%	65.1%	64.7%	67.5%	69.8%	69.5%				
	Number Retained	3,983	4,125	4,563	4,541	4,743	4,682				
	Percent Retained	70.9%	72.0%	72.1%	74.4%	76.2%	76.7%				
<b>Adjusted Cohort (retention/graduation percentages below this point are based on adjusted cohort)</b>											
	<b>Original Cohort</b>	5,617	5,732	6,332	6,100	6,224					
	<b>Allowable Exclusions*</b>	60	51	74	41	26					
	<b>Adjusted Cohort</b>	5,557	5,681	6,258	6,059	6,198					
6 <sup>th</sup>	Number Re-Enrolled	326	308	401	360	329					
	Total Graduated	186	172	256	212	181					
	Percent Graduated	68.3%	68.7%	69.5%	71.4%	73.0%					
	Number Retained	3,935	4,039	4,496	4,475	4,673					
	Percent Retained	70.8%	71.1%	71.9%	73.9%	75.4%					
7 <sup>th</sup>	Number Re-Enrolled	117	121	111	135						
	Total Graduated	60	61	46	75						
	Percent Graduated	69.4%	69.8%	70.3%	72.7%						
	Number Retained	3,912	4,024	4,462	4,462						
	Percent Retained	70.4%	70.8%	71.3%	73.6%						
8 <sup>th</sup>	Number Re-Enrolled	60	62	70							
	Total Graduated	26	29	28							
	Percent Graduated	69.8%	70.3%	70.7%							
	Number Retained	3,915	4,026	4,467							
	Percent Retained	70.5%	70.9%	71.4%							

\* Allowable exclusions for FTIC students include those who left to serve in the military, or any members of the original cohort who are deceased or permanently disabled

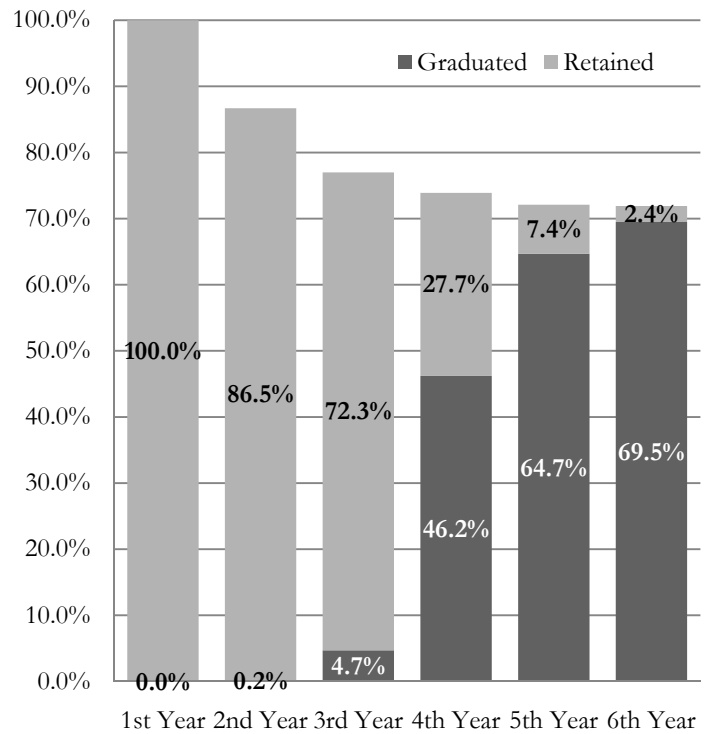
Note: The fall cohort consists of full-time, FTIC students from the fall semester and the previous summer who continue into the fall. Students are followed through the end of summer so that each year begins with fall and ends with summer semester. The number re-enrolled is the number of students from the original fall cohort that were enrolled in the fall, spring or summer semester of the year indicated. The percent graduated is cumulative. Retention includes the number who re-enrolled plus the graduates of previous years.

# Retention & Graduation Rates for Full-Time FTICs

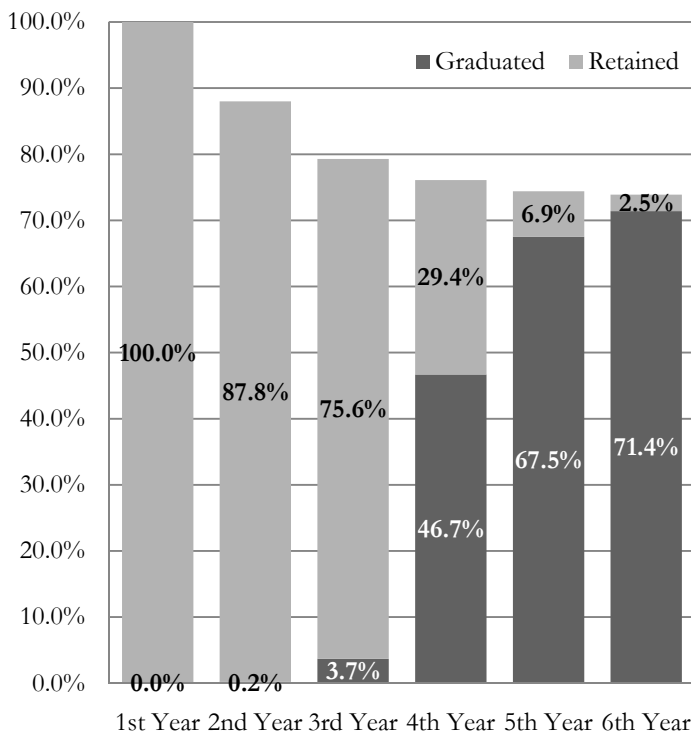
## 2001 Summer/Fall Cohort



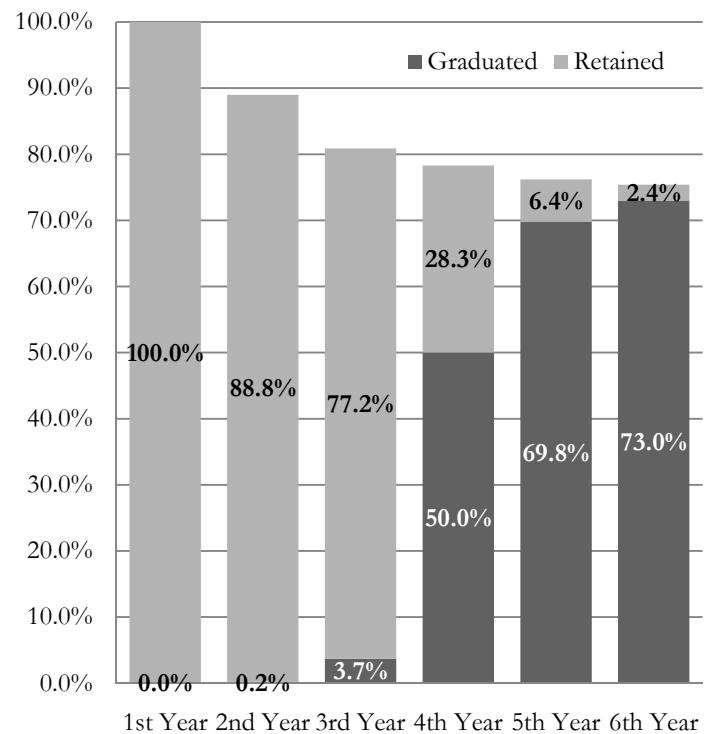
## 2002 Summer/Fall Cohort



## 2003 Summer/Fall Cohort



## 2004 Summer/Fall Cohort



*Note: The fall cohort consists of full-time, FTIC students from the fall semester and the previous summer who continue into the fall.*

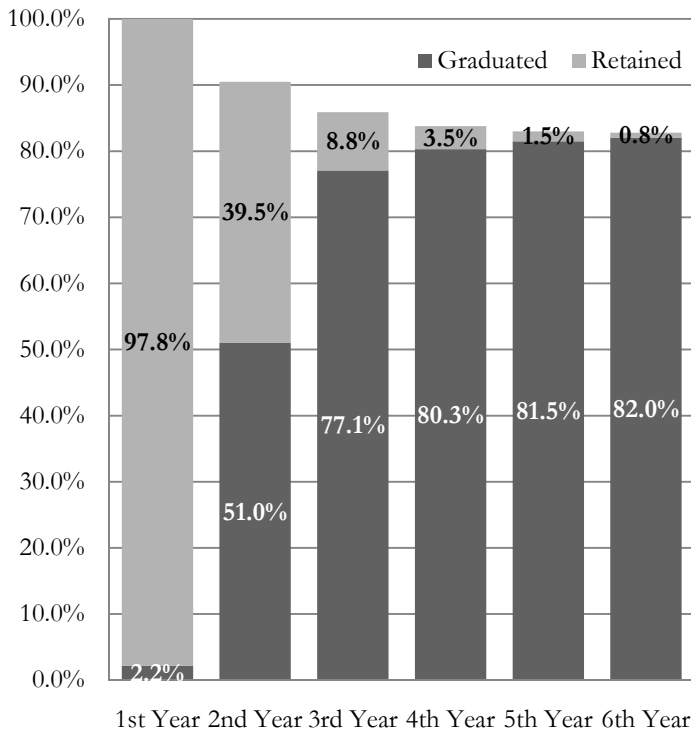
## Retention & Graduation Rates for Full-Time Transfers

<u>Year</u>		<u>2000</u>	<u>2001</u>	<u>2002</u>	<u>2003</u>	<u>2004</u>	<u>2005</u>	<u>2006</u>	<u>2007</u>	<u>2008</u>	<u>2009</u>
1 <sup>st</sup>	Number Enrolled	908	1,003	1,046	1,004	1,115	1,168	1,089	1,132	1,237	1,657
	Total Graduated	10	22	19	18	11	16	24	24	28	26
	Percent Graduated	1.1%	2.2%	1.8%	1.8%	1.0%	1.4%	2.2%	2.1%	2.3%	1.6%
	Number Retained	908	1,003	1,046	1,004	1,115	1,168	1,089	1,132	1,237	1,657
	Percent Retained	100.0%	100.0%	100.0%	100.0%	100.0%	100.0%	100.0%	100.0%	100.0%	100.0%
2 <sup>nd</sup>	Number Re-Enrolled	790	886	900	887	983	1,033	957	1,000	1,107	
	Total Graduated	418	490	475	443	488	539	494	554	589	
	Percent Graduated	47.1%	51.0%	47.2%	45.9%	44.8%	47.5%	47.6%	51.1%	49.9%	
	Number Retained	800	908	919	905	994	1,049	981	1,024	1,135	
	Percent Retained	88.1%	90.5%	87.9%	90.1%	89.1%	89.8%	90.1%	90.5%	91.8%	
3 <sup>rd</sup>	Number Re-Enrolled	332	350	376	387	440	437	422	374		
	Total Graduated	239	261	277	274	314	298	315	272		
	Percent Graduated	73.5%	77.1%	73.7%	73.2%	72.9%	73.0%	76.5%	75.1%		
	Number Retained	760	862	871	848	939	992	940	952		
	Percent Retained	83.7%	85.9%	83.3%	84.5%	84.2%	84.9%	86.3%	84.1%		
4 <sup>th</sup>	Number Re-Enrolled	71	68	90	96	105	110	87			
	Total Graduated	41	32	52	62	60	70	50			
	Percent Graduated	78.0%	80.3%	78.7%	79.4%	78.3%	79.0%	81.1%			
	Number Retained	738	841	861	831	918	963	920			
	Percent Retained	81.3%	83.8%	82.3%	82.8%	82.3%	82.4%	84.5%			
5 <sup>th</sup>	Number Re-Enrolled	31	27	39	29	38	40				
	Total Graduated	14	12	16	16	22	20				
	Percent Graduated	79.5%	81.5%	80.2%	81.0%	80.3%	80.7%				
	Number Retained	739	832	862	826	911	963				
	Percent Retained	81.4%	83.0%	82.4%	82.3%	81.7%	82.4%				
6 <sup>th</sup>	Number Re-Enrolled	15	13	19	13	16					
	Total Graduated	7	5	12	5	9					
	Percent Graduated	80.3%	82.0%	81.4%	81.5%	81.1%					
	Number Retained	737	830	858	826	911					
	Percent Retained	81.2%	82.8%	82.0%	82.3%	81.7%					
7 <sup>th</sup>	Number Re-Enrolled	8	8	14	12						
	Total Graduated	3	4	5	3						
	Percent Graduated	80.6%	82.4%	81.8%	81.8%						
	Number Retained	737	830	865	830						
	Percent Retained	81.2%	82.8%	82.7%	82.7%						
8 <sup>th</sup>	Number Re-Enrolled	3	4	11							
	Total Graduated	0	1	6							
	Percent Graduated	80.6%	82.5%	82.4%							
	Number Retained	735	830	867							
	Percent Retained	80.9%	82.8%	82.9%							
9 <sup>th</sup>	Number Re-Enrolled	6	7								
	Total Graduated	2	3								
	Percent Graduated	80.8%	82.8%								
	Number Retained	738	834								
	Percent Retained	81.3%	83.2%								

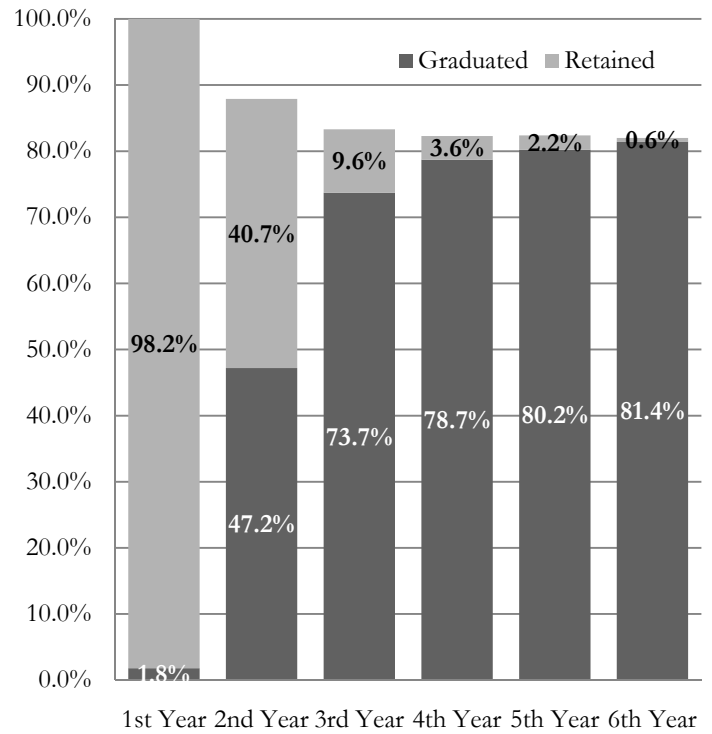
Note: The fall cohort consists of full-time, AA transfers from the fall semester and the previous summer who continue into the fall. Students are followed through the end of summer so that each year begins with fall and ends with summer semester. The number re-enrolled is the number of students from the original fall cohort that were enrolled in the fall, spring or summer semester of the year indicated. The percent graduated is cumulative. Retention includes the number who re-enrolled plus the graduates of previous years.

# Retention & Graduation Rates for Full-Time Transfers

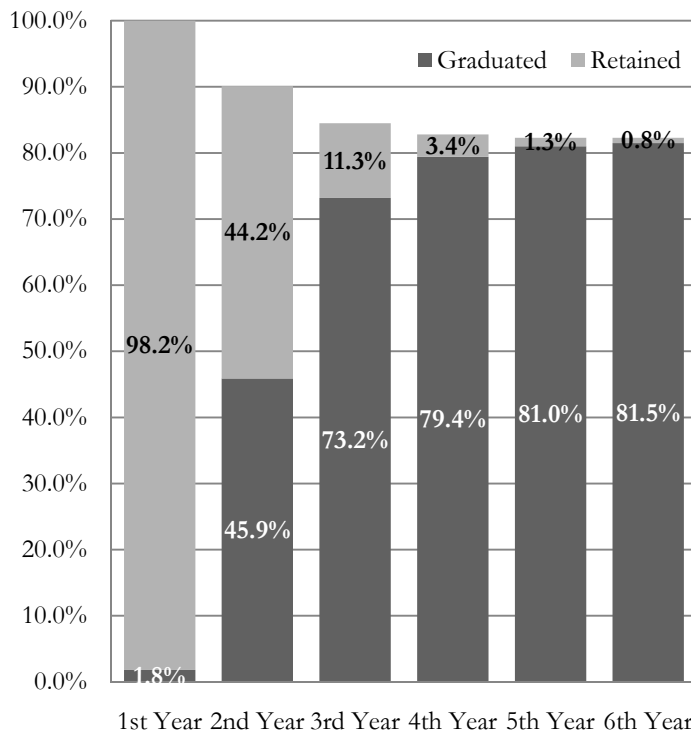
## 2001 Summer/Fall Cohort



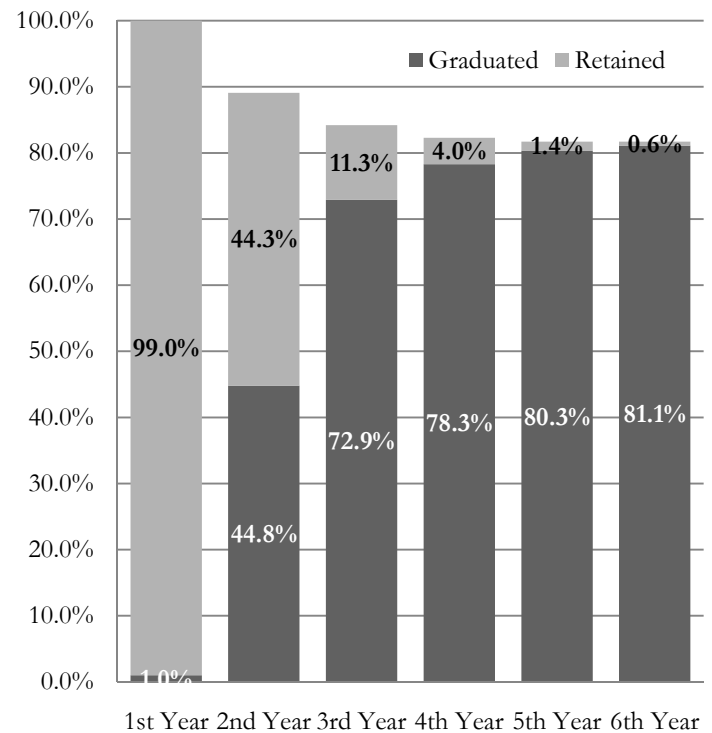
## 2002 Summer/Fall Cohort



## 2003 Summer/Fall Cohort



## 2004 Summer/Fall Cohort



*Note: The fall cohort consists of AA transfers from the fall semester and the previous summer who continue into the fall.*

# Total Student Credit Hours by Course Level & Class Level, Fall 2010

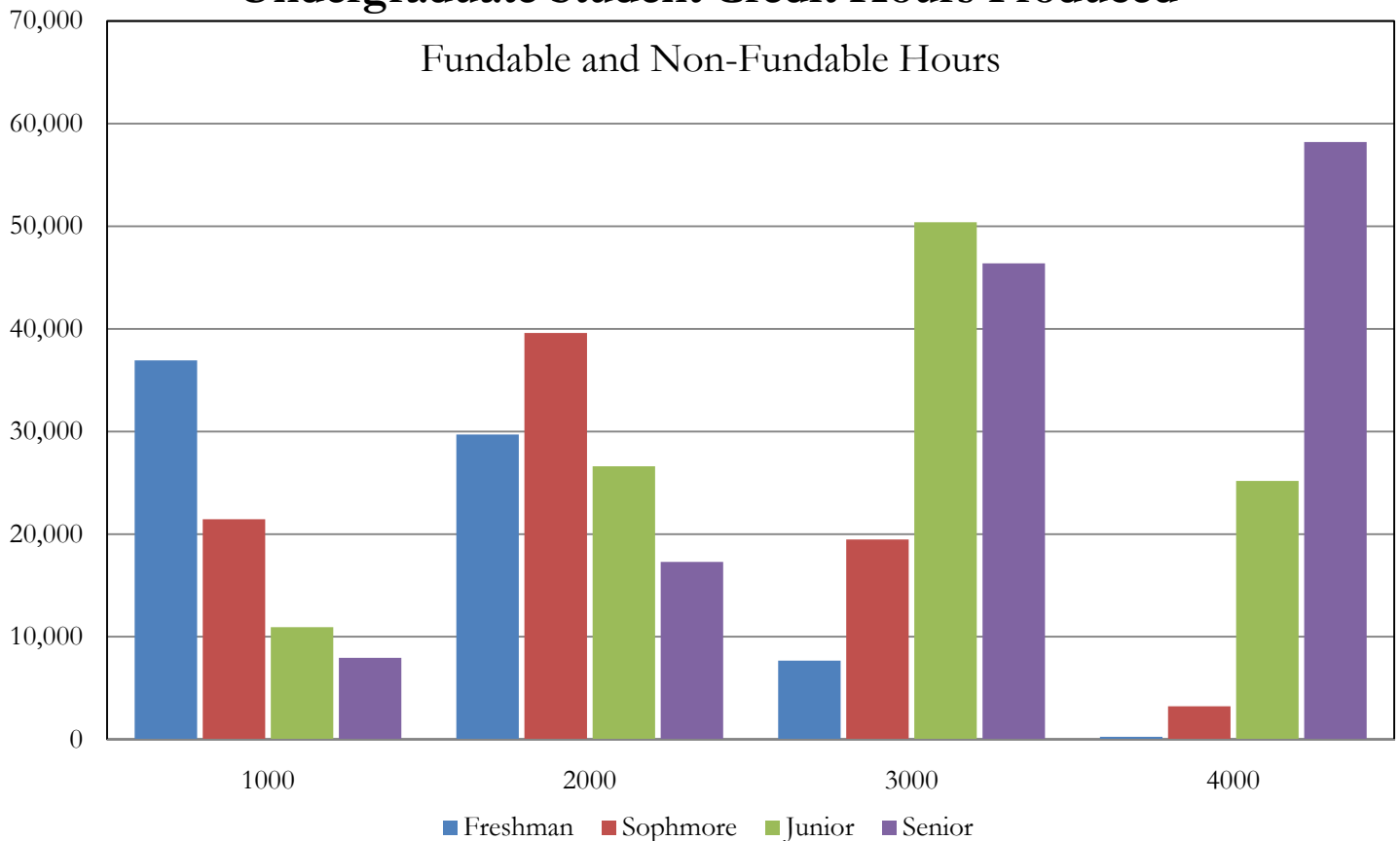
## All Student Credit Hours Produced, Fundable and Non-Fundable

Class of Student	Headcount	Level of Course							Thesis/ Diss	Total
		Sub-1000	1000	2000	3000	4000	5000	6000+		
High School	45	0	26	142	24	12	0	0	0	204
Post HS Special	189	0	19	99	893	831	6	0	0	1,848
Transient	462	0	1,269	1,380	521	285	107	115	0	3,677
Freshman	5,652	0	36,925	29,703	7,676	242	0	0	0	75,546
Sophomore	6,185	0	21,448	39,609	19,480	3,217	0	0	0	83,754
Junior	8,707	0	10,936	26,610	50,399	25,177	21	0	0	113,143
Senior	10,461	0	7,942	17,292	46,389	58,207	670	39	0	130,539
Post Bac Special	626	0	129	230	294	287	2,128	61	0	3,129
Beginning Graduate	4,813	0	96	96	203	730	36,090	2,470	1,337	41,022
Juris Doctorate	772	0	0	3	3	0	3,255	7,359	0	10,620
Medical Doctorate	475	0	0	0	0	0	0	8,088	0	8,088
Advanced Graduate	2,451	0	17	4	12	52	7,879	5,108	7,369	20,441
<b>Total</b>	<b>40,838</b>	<b>0</b>	<b>78,807</b>	<b>115,168</b>	<b>125,894</b>	<b>89,040</b>	<b>50,156</b>	<b>23,240</b>	<b>8,706</b>	<b>491,011</b>

Note: All fee waivers included

Source: Fall Preliminary Student Instruction File (SIFP)

## Undergraduate Student Credit Hours Produced\*



\* This graph includes only degree-seeking undergraduate students for fall 2010

## State Fundable Student Credit Hours by Department, Fall 2010

	<u>Lower</u>	<u>Upper</u>	<u>Grad I</u>	<u>Grad II</u>	<u>Total</u>	<u>% of Total</u>
<b>College of Arts &amp; Sciences</b>						
American and Florida Studies	0	3	10	0	13	
Anthropology	2,976	1,984	43	145	5,148	
Biological Sciences	11,330	5,805	235	846	18,216	
Chemistry and Biochemistry	10,296	2,452	88	1,315	14,151	
<i>Classical Languages, Literature, &amp; Civilization:</i>						
Classics	1,251	4,803	93	121	6,268	
Greek	200	36	54	24	314	
Latin	740	57	63	35	895	
<i>Classical Languages, Literature, &amp; Civilization Subtotal</i>						
	<i>2,191</i>	<i>4,896</i>	<i>210</i>	<i>180</i>	<i>7,477</i>	
Computer Science	5,937	3,017	633	569	10,156	
Earth, Ocean & Atmospheric Science	6,084	971	670	619	8,344	
English	13,596	10,079	597	973	25,245	
Geophysical Fluid Dynamics	0	0	0	17	17	
History	9,222	5,733	737	737	16,429	
History & Philosophy of Science	0	72	0	0	72	
Humanities	3,205	5,286	14	329	8,834	
Mathematics	20,507	1,942	281	955	23,685	
<i>Modern Languages:</i>						
Arabic	420	75	36	12	543	
Chinese	668	273	12	0	953	
French	2,220	606	117	128	3,071	
German	948	280	51	36	1,315	
Hebrew	240	0	0	0	240	
Italian	1,519	261	96	0	1,876	
Japanese	708	229	15	3	955	
Modern Languages, general	0	195	234	50	479	
Portuguese	116	96	12	9	233	
Russian	426	414	45	18	903	
Slavic	0	153	6	0	159	
Spanish	6,343	1,339	153	176	8,011	
<i>Modern Language Subtotal</i>						
	<i>13,608</i>	<i>3,921</i>	<i>777</i>	<i>432</i>	<i>18,738</i>	
Molecular Biophysics	0	0	0	174	174	
Philosophy	4,140	2,139	78	404	6,761	
Physics	6,909	981	72	1,232	9,194	
Psychology	7,169	14,221	278	1,495	23,163	
Religion	4,375	3,703	255	318	8,651	
Scientific Computing	831	105	69	373	1,378	
Statistics	<u>6,972</u>	<u>626</u>	<u>318</u>	<u>581</u>	<u>8,497</u>	
<b>College of Arts &amp; Sciences Totals</b>	<b>129,348</b>	<b>67,936</b>	<b>5,365</b>	<b>11,694</b>	<b>214,343</b>	<b>45.7%</b>
<b>College of Business</b>						
Accounting	3,720	4,956	528	59	9,263	
Business Administration	119	47	0	0	166	
Finance	0	8,875	719	130	9,724	
Hospitality Administration	4,543	4,229	3	0	8,775	
Management	120	9,559	622	200	10,501	
Marketing	0	6,741	363	115	7,219	
Risk Mgmt/Insurance, Real Estate & Business Law	<u>0</u>	<u>5,875</u>	<u>447</u>	<u>24</u>	<u>6,346</u>	
<b>College of Business Totals</b>	<b>8,502</b>	<b>40,282</b>	<b>2,682</b>	<b>528</b>	<b>51,994</b>	<b>11.1%</b>

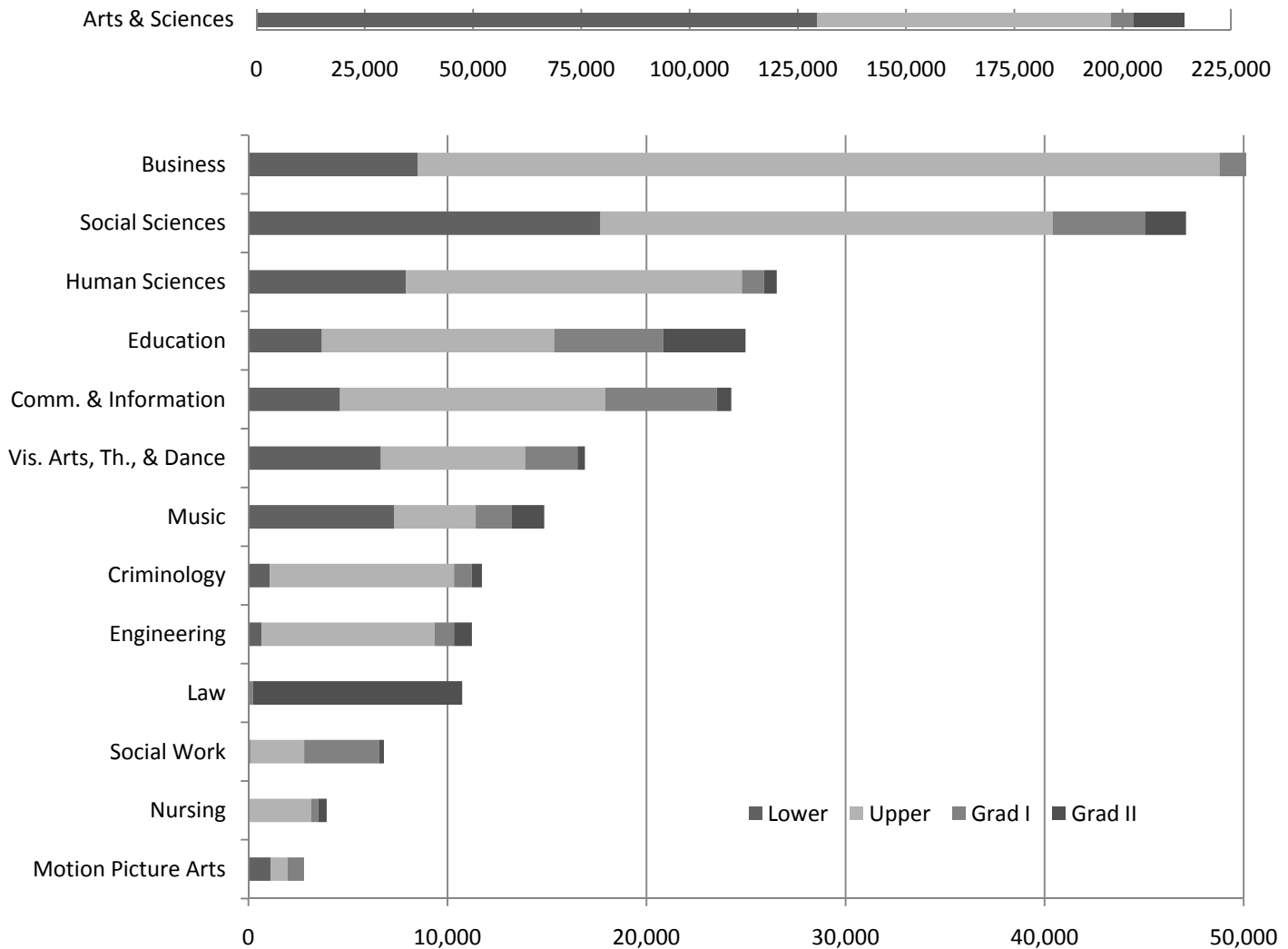
## State Fundable Student Credit Hours by Department, Fall 2010

	<u>Lower</u>	<u>Upper</u>	<u>Grad I</u>	<u>Grad II</u>	<u>Total</u>	<u>% of Total</u>
<b>College of Communication and Information</b>						
Communication	3,408	9,325	1,323	238	14,294	
Communication Disorders	1,020	1,560	1,092	117	3,789	
Information	<u>174</u>	<u>2,448</u>	<u>3,181</u>	<u>370</u>	<u>6,173</u>	
<b>College of Comm. &amp; Information Totals</b>	<b>4,602</b>	<b>13,333</b>	<b>5,596</b>	<b>725</b>	<b>24,256</b>	<b>5.2%</b>
<b>College of Criminology &amp; Criminal Justice</b>						
	<b>1,074</b>	<b>9,254</b>	<b>891</b>	<b>514</b>	<b>11,733</b>	<b>2.5%</b>
<b>College of Education</b>						
Educational Leadership & Policy Studies	942	105	1,314	1,043	3,404	
Educational Psychology & Learning Systems	535	1,709	1,206	2,563	6,013	
School of Teacher Education	401	6,773	1,787	353	9,314	
Sport Mgmt. Recreational Mgmt.& Physical Ed.	<u>1,810</u>	<u>3,080</u>	<u>1,165</u>	<u>185</u>	<u>6,240</u>	
<b>College of Education Totals</b>	<b>3,688</b>	<b>11,667</b>	<b>5,472</b>	<b>4,144</b>	<b>24,971</b>	<b>5.3%</b>
<b>College of Engineering</b>						
Chemical and Biomedical Engineering	0	824	42	177	1,043	
Civil and Environmental Engineering	385	2,869	162	87	3,503	
Electrical and Computer Engineering	169	1,539	371	190	2,269	
Industrial and Manufacturing Engineering	112	884	105	131	1,232	
Mechanical Engineering	<u>0</u>	<u>2,561</u>	<u>305</u>	<u>316</u>	<u>3,182</u>	
<b>College of Engineering Totals</b>	<b>666</b>	<b>8,677</b>	<b>985</b>	<b>901</b>	<b>11,229</b>	<b>2.4%</b>
<b>College of Human Sciences</b>						
Family and Child Sciences	4,296	5,266	109	377	10,048	
Nutrition, Food & Exercise Science	2,807	6,697	826	234	10,564	
Retail Merchandising & Product Development	<u>804</u>	<u>4,924</u>	<u>178</u>	<u>21</u>	<u>5,927</u>	
<b>College of Human Sciences Totals</b>	<b>7,907</b>	<b>16,887</b>	<b>1,113</b>	<b>632</b>	<b>26,539</b>	<b>5.7%</b>
<b>College of Law</b>						
	<b>0</b>	<b>0</b>	<b>232</b>	<b>10,506</b>	<b>10,738</b>	<b>2.3%</b>
<b>College of Medicine (non-M.D.)</b>						
College of Medicine	0	31	80	0	111	
Health Sciences Interdisciplinary	<u>0</u>	<u>0</u>	<u>19</u>	<u>212</u>	<u>231</u>	
<b>College of Medicine Totals</b>	<b>0</b>	<b>31</b>	<b>99</b>	<b>212</b>	<b>342</b>	<b>0.1%</b>
<b>College of Motion Picture Arts</b>						
	<b>1,110</b>	<b>859</b>	<b>825</b>	<b>0</b>	<b>2,794</b>	<b>0.6%</b>
<b>College of Music</b>						
	<b>7,313</b>	<b>4,106</b>	<b>1,795</b>	<b>1,649</b>	<b>14,863</b>	<b>3.2%</b>
<b>College of Nursing</b>						
	<b>0</b>	<b>3,155</b>	<b>351</b>	<b>424</b>	<b>3,930</b>	<b>0.8%</b>
<b>College of Social Sciences and Public Policy</b>						
African American Studies	99	168	0	0	267	
Asian Studies	0	8	42	0	50	
Demography	0	0	9	0	9	
Economics	7,956	4,969	515	307	13,747	
Geography	3,767	2,516	453	283	7,019	
Interdisciplinary Social/Health Sciences	0	0	126	0	126	
International Affairs	0	371	289	0	660	
Political Science	3,222	6,214	471	427	10,334	
School of Public Administration & Policy	0	1,239	1,227	381	2,847	
Social Sciences	0	60	12	0	72	
Sociology	2,280	6,519	174	518	9,491	
Urban & Regional Planning	<u>360</u>	<u>648</u>	<u>1,323</u>	<u>151</u>	<u>2,482</u>	
<b>College of Social Sciences Totals</b>	<b>17,684</b>	<b>22,712</b>	<b>4,641</b>	<b>2,067</b>	<b>47,104</b>	<b>10.1%</b>

# State Fundable Student Credit Hours by Department, Fall 2010

	<u>Lower</u>	<u>Upper</u>	<u>Grad I</u>	<u>Grad II</u>	<u>Total</u>	<u>% of Total</u>
College of Social Work	93	2,707	3,759	250	6,809	1.5%
<b>College of Visual Arts, Theatre &amp; Dance</b>						
Art	2,544	1,449	279	3	4,275	
Art Education	0	189	507	155	851	
Art History	153	2,611	303	174	3,241	
Dance	1,468	856	302	0	2,626	
Interior Design	444	888	375	0	1,707	
School of Theatre	<u>2,046</u>	<u>1,249</u>	<u>870</u>	<u>40</u>	<u>4,205</u>	
<b>College of Visual Arts, Theatre &amp; Dance Totals</b>	<b>6,655</b>	<b>7,242</b>	<b>2,636</b>	<b>372</b>	<b>16,905</b>	<b>3.6%</b>
<b>UNIVERSITY TOTALS</b>	<b>188,642</b>	<b>208,848</b>	<b>36,442</b>	<b>34,618</b>	<b>468,550</b>	<b>100.0%</b>
				<u>Grad III</u>	<u>Total</u>	
College of Medicine (M.D. Instruction)				8,081	8,081	

## Fundable Student Credit Hours, Fall 2010



Source: Fall Final Student Instruction File, All Campus

Online Resource: The student credit hour and FTE reports can be accessed online at [ir.fsu.edu/sch/studentcredithours.html](http://ir.fsu.edu/sch/studentcredithours.html)

# State Fundable Student Credit Hours and Headcount by Level/Semester

State Fundable Student Credit Hours						Headcount Enrollments			
<b>2004-05</b>	<b>Summer</b>	<b>Fall</b>	<b>Spring</b>	<b>Total</b>	<b>Annual FTE</b>	<b>2004-05</b>	<b>Summer</b>	<b>Fall</b>	<b>Spring</b>
Lower	51,241	189,226	169,647	410,114	10,252.9	Lower	4,884	13,053	11,093
Upper	59,920	189,191	190,362	439,473	10,986.8	Upper	11,506	16,807	17,056
Grad I	24,004	48,377	45,058	117,439	3,670.0	Graduate	4,714	7,390	7,198
Grad II	<u>10,538</u>	<u>17,520</u>	<u>17,264</u>	<u>45,322</u>	<u>1,416.3</u>	Unclassified	<u>1,654</u>	<u>1,397</u>	<u>1,230</u>
<b>Total</b>	<b>145,703</b>	<b>444,314</b>	<b>422,331</b>	<b>1,012,348</b>	<b>26,326.0</b>	<b>Total</b>	<b>22,758</b>	<b>38,647</b>	<b>36,577</b>
<b>2005-06</b>	<b>Summer</b>	<b>Fall</b>	<b>Spring</b>	<b>Total</b>	<b>Annual FTE</b>	<b>2005-06</b>	<b>Summer</b>	<b>Fall</b>	<b>Spring</b>
Lower	53,234	194,130	172,623	419,987	10,499.7	Lower	4,841	13,152	10,977
Upper	61,829	194,789	198,112	454,730	11,368.3	Upper	11,780	17,250	17,916
Grad I	22,269	47,385	44,034	113,688	3,552.8	Graduate	4,977	7,904	7,544
Grad II	<u>10,929</u>	<u>18,118</u>	<u>18,015</u>	<u>47,062</u>	<u>1,470.7</u>	Unclassified	<u>1,125</u>	<u>1,313</u>	<u>1,369</u>
<b>Total</b>	<b>148,261</b>	<b>454,422</b>	<b>432,784</b>	<b>1,035,467</b>	<b>26,891.5</b>	<b>Total</b>	<b>22,723</b>	<b>39,619</b>	<b>37,806</b>
<b>2006-07</b>	<b>Summer</b>	<b>Fall</b>	<b>Spring</b>	<b>Total</b>	<b>Annual FTE</b>	<b>2006-07</b>	<b>Summer</b>	<b>Fall</b>	<b>Spring</b>
Lower	53,902	194,052	174,285	422,239	10,556.0	Lower	5,237	13,089	10,916
Upper	62,307	200,906	205,973	469,186	11,729.7	Upper	11,921	17,844	18,441
Grad I	24,065	51,481	46,666	122,212	3,819.1	Graduate	5,272	8,154	7,831
Grad II	<u>11,665</u>	<u>19,509</u>	<u>19,706</u>	<u>50,880</u>	<u>1,590.0</u>	Unclassified	<u>1,299</u>	<u>1,240</u>	<u>1,325</u>
<b>Total</b>	<b>151,939</b>	<b>465,948</b>	<b>446,630</b>	<b>1,064,517</b>	<b>27,694.8</b>	<b>Total</b>	<b>23,729</b>	<b>40,327</b>	<b>38,513</b>
<b>2007-08</b>	<b>Summer</b>	<b>Fall</b>	<b>Spring</b>	<b>Total</b>	<b>Annual FTE</b>	<b>2007-08</b>	<b>Summer</b>	<b>Fall</b>	<b>Spring</b>
Lower	56,243	194,873	173,296	424,412	10,610.3	Lower	5,454	13,064	10,669
Upper	65,251	206,954	208,790	480,995	12,024.9	Upper	12,379	18,339	18,808
Grad I	24,010	53,086	47,512	124,608	3,894.0	Graduate	5,477	8,519	8,093
Grad II	<u>12,282</u>	<u>19,881</u>	<u>19,946</u>	<u>52,109</u>	<u>1,628.4</u>	Unclassified	<u>1,223</u>	<u>1,036</u>	<u>1,148</u>
<b>Total</b>	<b>157,786</b>	<b>474,794</b>	<b>449,544</b>	<b>1,082,124</b>	<b>28,157.6</b>	<b>Total</b>	<b>24,533</b>	<b>40,958</b>	<b>38,718</b>
<b>2008-09</b>	<b>Summer</b>	<b>Fall</b>	<b>Spring</b>	<b>Total</b>	<b>Annual FTE</b>	<b>2008-09</b>	<b>Summer</b>	<b>Fall</b>	<b>Spring</b>
Lower	52,902	176,148	155,187	384,237	9,605.9	Lower	4,768	11,432	9,250
Upper	62,098	204,397	207,886	474,381	11,859.5	Upper	12,127	18,132	18,803
Grad I	23,782	50,854	48,088	122,724	3,835.1	Graduate	5,468	8,356	7,981
Grad II	<u>12,601</u>	<u>20,211</u>	<u>21,073</u>	<u>53,885</u>	<u>1,683.9</u>	Unclassified	<u>1,160</u>	<u>1,099</u>	<u>1,048</u>
<b>Total</b>	<b>151,383</b>	<b>451,610</b>	<b>432,234</b>	<b>1,035,227</b>	<b>26,984.5</b>	<b>Total</b>	<b>23,523</b>	<b>39,019</b>	<b>37,082</b>
<b>2009-10*</b>	<b>Summer</b>	<b>Fall</b>	<b>Spring</b>	<b>Total</b>	<b>Annual FTE</b>	<b>2009-10</b>	<b>Summer</b>	<b>Fall</b>	<b>Spring</b>
Lower	50,765	181,522	166,513	398,800	9,970.0	Lower	4,499	11,372	9,469
Upper	66,113	210,960	212,893	489,966	12,249.2	Upper	12,574	19,019	19,536
Grad I	22,300	39,494	35,510	97,304	3,040.8	Graduate	5,667	8,553	8,103
Grad II	<u>15,283</u>	<u>32,009</u>	<u>31,189</u>	<u>78,481</u>	<u>2,452.5</u>	Unclassified	<u>1,148</u>	<u>1,207</u>	<u>1,071</u>
<b>Total</b>	<b>154,461</b>	<b>463,985</b>	<b>446,105</b>	<b>1,064,551</b>	<b>27,712.4</b>	<b>Total</b>	<b>23,888</b>	<b>40,151</b>	<b>38,179</b>
<b>2010-11*</b>	<b>Summer</b>	<b>Fall</b>	<b>Spring</b>	<b>Total</b>	<b>Annual FTE</b>	<b>2010-11</b>	<b>Summer</b>	<b>Fall</b>	<b>Spring</b>
Lower	51,453	188,642	173,389	413,484	10,337.1	Lower	4,505	11,806	9,998
Upper	63,890	208,848	213,366	486,104	12,152.6	Upper	12,137	19,124	19,888
Grad I	20,146	36,442	33,567	90,155	2,817.3	Graduate	5,784	8,482	8,098
Grad II	<u>17,023</u>	<u>34,618</u>	<u>33,947</u>	<u>85,588</u>	<u>2,674.6</u>	Unclassified	<u>1,205</u>	<u>1,303</u>	<u>1,133</u>
<b>Total</b>	<b>152,512</b>	<b>468,550</b>	<b>454,269</b>	<b>1,075,331</b>	<b>27,981.7</b>	<b>Total</b>	<b>23,631</b>	<b>40,715</b>	<b>39,117</b>

\* Beginning in summer 2009, credit hours for Law students were reclassified from Grad I to Grad II. Beginning in summer 2010, all credit hours for doctorate-seeking students are classified as Grad II, regardless of status as a beginning or advanced graduate.

Source: Final Student Instruction Files (SIF) except Spring 2011 (preliminary)

# Annual Full Time Equivalent (FTE) Enrollment

		<u>2004-05</u>	<u>2005-06</u>	<u>2006-07</u>	<u>2007-08</u>	<u>2008-09</u>	<u>2009-10</u>
<b>College of Arts and Sciences</b>							
Anthropology							
	Lower	82.6	116.1	90.3	120.0	123.8	119.1
	Upper	141.2	116.3	111.1	149.0	132.5	125.9
	Graduate	<u>29.7</u>	<u>26.4</u>	<u>25.6</u>	<u>21.0</u>	<u>19.7</u>	<u>13.6</u>
	<b>Total</b>	<b>253.5</b>	<b>258.8</b>	<b>227.0</b>	<b>289.2</b>	<b>276.0</b>	<b>258.6</b>
Biological Science							
	Lower	535.0	554.1	607.4	591.6	537.4	615.5
	Upper	223.6	225.0	265.8	280.7	304.8	338.2
	Graduate	<u>94.5</u>	<u>100.1</u>	<u>112.9</u>	<u>110.0</u>	<u>113.0</u>	<u>101.9</u>
	<b>Total</b>	<b>853.1</b>	<b>909.2</b>	<b>986.1</b>	<b>983.0</b>	<b>955.0</b>	<b>1,055.6</b>
Chemistry and Biochemistry							
	Lower	517.0	556.0	554.8	589.8	565.0	593.3
	Upper	99.8	102.9	100.9	120.7	118.0	131.1
	Graduate	<u>122.2</u>	<u>125.0</u>	<u>142.2</u>	<u>150.7</u>	<u>155.5</u>	<u>139.1</u>
	<b>Total</b>	<b>739.1</b>	<b>783.9</b>	<b>797.9</b>	<b>861.0</b>	<b>838.0</b>	<b>863.5</b>
Honors							
	Lower	0.6	0.0	1.1	2.0	4.0	1.1
	Upper	<u>0.0</u>	<u>0.0</u>	<u>0.0</u>	<u>0.0</u>	<u>0.0</u>	<u>0.0</u>
	<b>Total</b>	<b>0.6</b>	<b>0.0</b>	<b>1.1</b>	<b>2.0</b>	<b>3.7</b>	<b>1.1</b>
<i>Classics:</i>							
Classics*							
	Lower	14.0	29.0	47.3	33.3	35.3	40.7
	Upper	270.6	276.1	265.2	281.0	250.0	256.5
	Graduate	<u>21.8</u>	<u>20.7</u>	<u>20.9</u>	<u>26.0</u>	<u>26.0</u>	<u>23.0</u>
	<b>Total</b>	<b>306.6</b>	<b>326.0</b>	<b>333.4</b>	<b>339.9</b>	<b>312.1</b>	<b>320.2</b>
Greek							
	Lower	3.6	4.4	6.3	8.0	10.0	9.4
	Upper	0.0	0.0	0.2	0.5	1.1	1.7
	Graduate	<u>5.0</u>	<u>6.0</u>	<u>7.9</u>	<u>7.7</u>	<u>8.3</u>	<u>5.1</u>
	<b>Total</b>	<b>9.0</b>	<b>10.8</b>	<b>14.4</b>	<b>16.3</b>	<b>18.9</b>	<b>16.2</b>
Latin							
	Lower	28.9	31.0	34.4	37.5	39.2	36.4
	Upper	1.5	3.3	2.3	2.0	3.0	2.9
	Graduate	<u>6.5</u>	<u>6.2</u>	<u>8.1</u>	<u>8.0</u>	<u>9.0</u>	<u>6.7</u>
	<b>Total</b>	<b>37.0</b>	<b>40.0</b>	<b>44.8</b>	<b>47.7</b>	<b>51.0</b>	<b>46.0</b>
<i>Classics Subtotal</i>							
	Lower	46.7	64.6	88.0	78.9	84.0	86.5
	Upper	272.4	279.1	267.7	283.7	254.3	261.1
	Graduate	<u>33.4</u>	<u>33.3</u>	<u>36.9</u>	<u>41.3</u>	<u>43.7</u>	<u>34.8</u>
	<b>Total</b>	<b>352.5</b>	<b>377.0</b>	<b>392.6</b>	<b>403.9</b>	<b>382.0</b>	<b>382.4</b>
Computer Science							
	Lower	338.0	350.0	392.1	439.0	345.0	349.5
	Upper	178.0	135.5	116.6	118.0	128.0	145.6
	Graduate	<u>86.4</u>	<u>83.4</u>	<u>79.2</u>	<u>83.0</u>	<u>92.0</u>	<u>97.2</u>
	<b>Total</b>	<b>602.4</b>	<b>568.9</b>	<b>587.9</b>	<b>640.1</b>	<b>564.1</b>	<b>592.3</b>
English							
	Lower	909.6	917.7	904.9	875.0	703.6	770.9
	Upper	480.4	499.1	502.3	521.8	504.0	531.5
	Graduate	<u>127.3</u>	<u>133.2</u>	<u>131.8</u>	<u>145.5</u>	<u>126.1</u>	<u>135.3</u>
	<b>Total</b>	<b>1,517.3</b>	<b>1,550.0</b>	<b>1,539.0</b>	<b>1,542.3</b>	<b>1,333.7</b>	<b>1,437.7</b>

\*Includes Classical Civilizations and Literature

## Annual Full Time Equivalent (FTE) Enrollment

		<u>2004-05</u>	<u>2005-06</u>	<u>2006-07</u>	<u>2007-08</u>	<u>2008-09</u>	<u>2009-10</u>
<b>College of Arts and Sciences (continued)</b>							
Geological Sciences							
	Lower	181.1	162.1	156.9	149.8	139.1	122.2
	Upper	11.9	9.2	8.1	8.8	8.8	8.3
	Graduate	<u>16.2</u>	<u>18.1</u>	<u>18.2</u>	<u>19.3</u>	<u>20.7</u>	<u>23.4</u>
	<b>Total</b>	<b>209.2</b>	<b>189.4</b>	<b>183.2</b>	<b>177.9</b>	<b>168.6</b>	<b>153.9</b>
History							
	Lower	615.9	649.5	585.7	572.6	533.7	493.7
	Upper	232.2	244.2	277.6	223.2	281.5	299.9
	Graduate	<u>101.6</u>	<u>101.8</u>	<u>105.3</u>	<u>117.5</u>	<u>120.5</u>	<u>128.0</u>
	<b>Total</b>	<b>949.7</b>	<b>995.5</b>	<b>968.6</b>	<b>913.3</b>	<b>935.7</b>	<b>921.6</b>
Humanities							
	Lower	91.4	122.1	146.5	160.9	175.9	143.3
	Upper	224.3	243.6	318.5	349.3	327.7	314.0
	Graduate	<u>34.1</u>	<u>43.2</u>	<u>49.0</u>	<u>46.0</u>	<u>44.8</u>	<u>48.2</u>
	<b>Total</b>	<b>349.8</b>	<b>408.9</b>	<b>514.0</b>	<b>556.2</b>	<b>548.4</b>	<b>505.5</b>
Mathematics							
	Lower	1,109.8	1,107.0	1,100.3	1,083.4	923.8	988.4
	Upper	71.5	82.6	86.3	87.2	92.5	106.1
	Graduate	<u>74.4</u>	<u>76.4</u>	<u>88.1</u>	<u>96.0</u>	<u>101.1</u>	<u>97.4</u>
	<b>Total</b>	<b>1,255.7</b>	<b>1,266.0</b>	<b>1,274.7</b>	<b>1,266.6</b>	<b>1,117.4</b>	<b>1,191.9</b>
Meteorology							
	Lower	118.0	117.1	96.3	81.6	47.8	49.9
	Upper	21.7	26.9	27.0	27.8	28.2	23.3
	Graduate	<u>56.7</u>	<u>58.2</u>	<u>66.6</u>	<u>55.3</u>	<u>57.1</u>	<u>51.6</u>
	<b>Total</b>	<b>196.4</b>	<b>202.2</b>	<b>189.9</b>	<b>164.7</b>	<b>133.1</b>	<b>124.8</b>
<i>Modern Languages:</i>							
Arabic							
	Lower	10.6	9.3	11.4	16.3	20.5	21.7
	Upper	0.8	1.7	4.2	2.2	3.2	3.0
	Graduate	<u>1.2</u>	<u>0.7</u>	<u>1.8</u>	<u>1.8</u>	<u>2.7</u>	<u>2.1</u>
	<b>Total</b>	<b>12.6</b>	<b>11.7</b>	<b>17.4</b>	<b>20.3</b>	<b>26.4</b>	<b>26.8</b>
Chinese							
	Lower	14.3	17.6	28.9	33.2	35.5	35.3
	Upper	2.2	5.6	6.3	7.5	9.8	13.6
	Graduate	<u>0.3</u>	<u>0.8</u>	<u>0.8</u>	<u>0.4</u>	<u>1.0</u>	<u>0.7</u>
	<b>Total</b>	<b>16.8</b>	<b>24.0</b>	<b>36.0</b>	<b>41.1</b>	<b>46.3</b>	<b>49.6</b>
French							
	Lower	95.2	93.0	94.3	99.4	106.4	120.6
	Upper	28.6	23.3	32.2	30.4	23.8	29.7
	Graduate	<u>15.3</u>	<u>17.8</u>	<u>18.4</u>	<u>14.6</u>	<u>18.1</u>	<u>17.2</u>
	<b>Total</b>	<b>139.1</b>	<b>134.1</b>	<b>144.9</b>	<b>144.4</b>	<b>148.3</b>	<b>167.5</b>
German							
	Lower	37.6	36.4	42.6	45.2	42.5	47.0
	Upper	12.5	12.4	14.6	14.1	12.4	14.2
	Graduate	<u>7.7</u>	<u>7.5</u>	<u>6.7</u>	<u>8.5</u>	<u>6.4</u>	<u>5.9</u>
	<b>Total</b>	<b>57.8</b>	<b>56.3</b>	<b>63.9</b>	<b>67.8</b>	<b>61.3</b>	<b>67.1</b>
Hebrew							
	Lower	8.5	6.5	6.2	7.6	8.2	7.9
	Upper	0.5	0.3	0.0	0.0	0.8	0.7
	Graduate	<u>0.0</u>	<u>0.0</u>	<u>0.0</u>	<u>0.1</u>	<u>0.0</u>	<u>0.0</u>
	<b>Total</b>	<b>9.0</b>	<b>6.8</b>	<b>6.2</b>	<b>7.7</b>	<b>9.0</b>	<b>8.6</b>

## Annual Full Time Equivalent (FTE) Enrollment

		<u>2004-05</u>	<u>2005-06</u>	<u>2006-07</u>	<u>2007-08</u>	<u>2008-09</u>	<u>2009-10</u>
College of Arts and Sciences (continued)							
Italian							
	Lower	67.2	70.4	82.3	87.2	88.3	87.9
	Upper	13.4	13.6	12.4	12.8	11.1	15.1
	Graduate	<u>6.0</u>	<u>7.3</u>	<u>7.9</u>	<u>4.9</u>	<u>6.9</u>	<u>7.1</u>
	<b>Total</b>	<b>86.6</b>	<b>91.3</b>	<b>102.6</b>	<b>104.9</b>	<b>106.3</b>	<b>110.1</b>
Japanese							
	Lower	20.0	21.5	22.3	29.6	32.5	33.7
	Upper	5.9	7.2	7.0	11.4	10.6	13.3
	Graduate	<u>0.3</u>	<u>0.1</u>	<u>0.7</u>	<u>0.6</u>	<u>0.8</u>	<u>0.6</u>
	<b>Total</b>	<b>26.2</b>	<b>28.8</b>	<b>30.0</b>	<b>41.6</b>	<b>43.9</b>	<b>47.6</b>
Modern Languages, general							
	Lower	0.0	0.0	0.0	0.0	0.0	0.0
	Upper	6.0	4.6	5.0	5.2	5.0	8.3
	Graduate	<u>11.2</u>	<u>9.4</u>	<u>6.4</u>	<u>12.4</u>	<u>11.6</u>	<u>12.5</u>
	<b>Total</b>	<b>17.2</b>	<b>14.0</b>	<b>11.4</b>	<b>17.6</b>	<b>16.6</b>	<b>20.8</b>
Portuguese							
	Lower	2.6	3.9	3.5	4.0	4.4	4.7
	Upper	2.4	3.0	2.1	3.8	5.9	5.0
	Graduate	<u>0.5</u>	<u>0.3</u>	<u>0.3</u>	<u>0.1</u>	<u>0.8</u>	<u>0.5</u>
	<b>Total</b>	<b>5.5</b>	<b>7.2</b>	<b>5.9</b>	<b>7.9</b>	<b>11.1</b>	<b>10.2</b>
Russian							
	Lower	14.8	16.2	18.2	17.3	16.2	19.6
	Upper	14.7	13.0	10.1	14.3	12.0	18.1
	Graduate	<u>3.0</u>	<u>3.6</u>	<u>3.5</u>	<u>3.6</u>	<u>1.6</u>	<u>5.0</u>
	<b>Total</b>	<b>32.5</b>	<b>32.8</b>	<b>31.8</b>	<b>35.2</b>	<b>29.8</b>	<b>42.7</b>
Serbo-Croatian							
	Upper	<u>0.1</u>	<u>0.0</u>	<u>0.0</u>	<u>0.0</u>	<u>0.0</u>	<u>0.0</u>
	<b>Total</b>	<b>0.1</b>	<b>0.0</b>	<b>0.0</b>	<b>0.0</b>	<b>0.0</b>	<b>0.0</b>
Slavic							
	Upper	2.3	1.6	3.9	4.5	4.7	5.5
	Graduate	<u>0.5</u>	<u>0.0</u>	<u>0.5</u>	<u>0.2</u>	<u>0.3</u>	<u>0.2</u>
	<b>Total</b>	<b>2.8</b>	<b>1.6</b>	<b>4.4</b>	<b>4.7</b>	<b>5.0</b>	<b>5.7</b>
Spanish							
	Lower	363.1	342.0	308.8	347.9	330.2	339.1
	Upper	68.8	66.5	67.2	71.3	74.2	77.7
	Graduate	<u>29.9</u>	<u>23.5</u>	<u>24.7</u>	<u>22.6</u>	<u>21.5</u>	<u>21.1</u>
	<b>Total</b>	<b>461.8</b>	<b>432.0</b>	<b>400.7</b>	<b>441.8</b>	<b>425.9</b>	<b>437.9</b>
<i>Modern Language Subtotal</i>							
	Lower	633.9	616.8	618.5	687.6	684.7	717.5
	Upper	158.2	152.8	165.0	177.4	173.5	204.2
	Graduate	<u>75.9</u>	<u>71.0</u>	<u>71.7</u>	<u>69.5</u>	<u>71.7</u>	<u>72.9</u>
	<b>Total</b>	<b>868.0</b>	<b>840.6</b>	<b>855.2</b>	<b>934.5</b>	<b>929.9</b>	<b>994.6</b>
Oceanography							
	Lower	95.9	90.0	87.5	154.6	148.0	167.0
	Upper	5.6	6.6	8.6	10.2	9.6	9.8
	Graduate	<u>34.4</u>	<u>37.1</u>	<u>38.0</u>	<u>38.7</u>	<u>38.0</u>	<u>35.3</u>
	<b>Total</b>	<b>135.9</b>	<b>133.7</b>	<b>134.1</b>	<b>203.5</b>	<b>195.6</b>	<b>212.1</b>
Philosophy							
	Lower	158.0	148.2	147.5	167.8	169.6	182.1
	Upper	109.2	123.5	112.4	124.8	133.5	129.2
	Graduate	<u>34.4</u>	<u>35.2</u>	<u>34.1</u>	<u>33.2</u>	<u>37.0</u>	<u>36.2</u>
	<b>Total</b>	<b>301.6</b>	<b>306.9</b>	<b>294.0</b>	<b>325.8</b>	<b>340.1</b>	<b>347.5</b>

## Annual Full Time Equivalent (FTE) Enrollment

		<u>2004-05</u>	<u>2005-06</u>	<u>2006-07</u>	<u>2007-08</u>	<u>2008-09</u>	<u>2009-10</u>
<b>College of Arts and Sciences (continued)</b>							
Physics							
	Lower	353.6	389.1	363.0	374.8	387.3	379.6
	Upper	30.9	30.8	30.4	33.2	38.8	40.4
	Graduate	<u>106.8</u>	<u>116.3</u>	<u>120.5</u>	<u>124.5</u>	<u>118.0</u>	<u>98.4</u>
	<b>Total</b>	<b>491.3</b>	<b>536.2</b>	<b>513.9</b>	<b>532.5</b>	<b>544.1</b>	<b>518.4</b>
Psychology							
	Lower	369.0	366.2	414.3	395.6	355.6	378.7
	Upper	571.9	646.7	708.5	717.1	705.8	802.7
	Graduate	<u>123.5</u>	<u>125.9</u>	<u>144.5</u>	<u>144.7</u>	<u>147.6</u>	<u>154.5</u>
	<b>Total</b>	<b>1,064.4</b>	<b>1,138.8</b>	<b>1,267.3</b>	<b>1,257.4</b>	<b>1,209.0</b>	<b>1,335.9</b>
Religion							
	Lower	218.2	225.4	223.7	188.9	183.1	195.7
	Upper	140.6	147.6	161.5	180.5	211.5	200.2
	Graduate	<u>38.1</u>	<u>29.0</u>	<u>51.7</u>	<u>43.3</u>	<u>49.2</u>	<u>39.5</u>
	<b>Total</b>	<b>396.9</b>	<b>412.0</b>	<b>436.9</b>	<b>412.7</b>	<b>443.8</b>	<b>435.4</b>
Scientific Computing							
	Lower						6.5
	Upper					8.0	19.0
	Graduate			<u>6.8</u>	<u>18.2</u>	<u>20.4</u>	<u>31.3</u>
	<b>Total</b>			<b>6.8</b>	<b>18.2</b>	<b>28.4</b>	<b>56.8</b>
Statistics							
	Lower	337.9	354.2	363.5	358.3	334.0	349.1
	Upper	21.4	25.5	20.7	24.2	19.8	29.1
	Graduate	<u>53.0</u>	<u>55.5</u>	<u>50.7</u>	<u>52.3</u>	<u>49.2</u>	<u>47.5</u>
	<b>Total</b>	<b>412.3</b>	<b>435.2</b>	<b>434.9</b>	<b>434.8</b>	<b>403.0</b>	<b>425.7</b>
<i>Interdepartmental Programs and Institutes:</i>							
American Studies							
	Lower	33.0	29.5	30.4	24.9	25.0	0.0
	Upper	18.9	23.0	25.1	28.3	31.8	35.4
	Graduate	<u>3.4</u>	<u>4.3</u>	<u>3.7</u>	<u>4.6</u>	<u>4.4</u>	<u>1.9</u>
	<b>Total</b>	<b>55.3</b>	<b>56.8</b>	<b>59.2</b>	<b>57.8</b>	<b>61.2</b>	<b>37.3</b>
Geophysical Fluid Dynamics							
	Graduate	<u>2.3</u>	<u>3.2</u>	<u>4.6</u>	<u>4.4</u>	<u>3.1</u>	<u>1.7</u>
	<b>Total</b>	<b>2.3</b>	<b>3.2</b>	<b>4.6</b>	<b>4.4</b>	<b>3.1</b>	<b>1.7</b>
History and Philosophy of Science							
	Upper	<u>0.0</u>	<u>0.0</u>	<u>0.0</u>	<u>0.0</u>	<u>0.0</u>	<u>1.4</u>
	<b>Total</b>	<b>0.0</b>	<b>0.0</b>	<b>0.0</b>	<b>0.0</b>	<b>0.0</b>	<b>1.4</b>
Latin-American & Caribbean Studies							
	Upper	<u>0.0</u>	<u>0.2</u>	<u>0.0</u>	<u>0.0</u>	<u>0.0</u>	<u>0.0</u>
	<b>Total</b>	<b>0.0</b>	<b>0.2</b>	<b>0.0</b>	<b>0.0</b>	<b>0.0</b>	<b>0.0</b>
Molecular Biophysics							
	Graduate	<u>17.1</u>	<u>18.3</u>	<u>17.9</u>	<u>14.1</u>	<u>15.1</u>	<u>14.5</u>
	<b>Total</b>	<b>17.1</b>	<b>18.3</b>	<b>17.9</b>	<b>14.1</b>	<b>15.1</b>	<b>14.5</b>
<b>College of Arts &amp; Sciences Totals</b>							
	Lower	6,745.3	6,935.7	6,973.0	7,096.8	6,469.2	6,709.6
	Upper	3,013.7	3,151.1	3,314.1	3,465.1	3,512.5	3,756.4
	Graduate	<u>1,265.4</u>	<u>1,304.9</u>	<u>1,399.8</u>	<u>1,432.7</u>	<u>1,447.3</u>	<u>1,404.2</u>
	<b>Total</b>	<b>11,024.4</b>	<b>11,391.7</b>	<b>11,686.9</b>	<b>11,994.6</b>	<b>11,429.0</b>	<b>11,870.2</b>

# Annual Full Time Equivalent (FTE) Enrollment

		<u>2004-05</u>	<u>2005-06</u>	<u>2006-07</u>	<u>2007-08</u>	<u>2008-09</u>	<u>2009-10</u>
<b>College of Business</b>							
Accounting							
	Lower	247.2	246.1	233.4	247.1	246.4	237.6
	Upper	233.5	246.5	267.4	271.9	295.6	307.2
	Graduate	<u>50.7</u>	<u>49.4</u>	<u>63.1</u>	<u>71.9</u>	<u>67.3</u>	<u>55.4</u>
	<b>Total</b>	<b>531.4</b>	<b>542.0</b>	<b>563.9</b>	<b>590.9</b>	<b>609.3</b>	<b>600.2</b>
Business Administration							
	Lower	6.4	6.3	6.3	5.4	6.7	6.9
	Upper	10.7	14.6	13.8	0.0	0.0	0.7
	Graduate	<u>0.1</u>	<u>0.0</u>	<u>0.0</u>	<u>0.0</u>	<u>0.0</u>	<u>0.0</u>
	<b>Total</b>	<b>17.2</b>	<b>20.9</b>	<b>20.1</b>	<b>5.4</b>	<b>6.7</b>	<b>7.6</b>
Finance							
	Upper	474.2	472.3	523.9	559.6	563.7	562.4
	Graduate	<u>70.6</u>	<u>56.8</u>	<u>75.8</u>	<u>77.0</u>	<u>67.8</u>	<u>59.5</u>
	<b>Total</b>	<b>544.8</b>	<b>529.1</b>	<b>599.7</b>	<b>636.6</b>	<b>631.5</b>	<b>621.9</b>
Dedman School of Hospitality							
	Lower	0.0	0.3	1.1	3.9	7.6	64.8
	Upper	145.0	129.6	137.8	138.0	143.4	180.7
	Graduate	<u>0.4</u>	<u>0.3</u>	<u>0.5</u>	<u>1.7</u>	<u>1.1</u>	<u>0.0</u>
	<b>Total</b>	<b>145.4</b>	<b>130.2</b>	<b>139.4</b>	<b>143.6</b>	<b>152.1</b>	<b>245.5</b>
Management Information Systems							
	Upper	96.7	102.0	80.8	83.3	76.5	19.1
	Graduate	<u>30.7</u>	<u>24.3</u>	<u>27.5</u>	<u>30.4</u>	<u>47.2</u>	<u>13.6</u>
	<b>Total</b>	<b>127.4</b>	<b>126.3</b>	<b>108.3</b>	<b>113.7</b>	<b>123.7</b>	<b>32.7</b>
Management							
	Lower	0.0	0.0	0.0	0.0	0.0	5.5
	Upper	482.0	518.5	481.4	499.6	478.5	561.8
	Graduate	<u>35.5</u>	<u>41.8</u>	<u>53.7</u>	<u>48.1</u>	<u>48.9</u>	<u>50.7</u>
	<b>Total</b>	<b>517.5</b>	<b>560.3</b>	<b>535.1</b>	<b>547.7</b>	<b>527.4</b>	<b>618.0</b>
Marketing							
	Upper	484.8	480.3	452.6	455.1	483.8	465.3
	Graduate	<u>49.7</u>	<u>52.9</u>	<u>62.6</u>	<u>76.4</u>	<u>65.6</u>	<u>51.4</u>
	<b>Total</b>	<b>534.5</b>	<b>533.2</b>	<b>515.2</b>	<b>531.5</b>	<b>549.4</b>	<b>516.7</b>
Risk Management/Insurance, Real Estate & Business Law							
	Upper	405.0	435.8	421.5	421.4	401.8	399.5
	Graduate	<u>37.2</u>	<u>18.6</u>	<u>40.9</u>	<u>44.1</u>	<u>41.9</u>	<u>33.2</u>
	<b>Total</b>	<b>442.2</b>	<b>454.4</b>	<b>462.4</b>	<b>465.5</b>	<b>443.7</b>	<b>432.7</b>
<b>College of Business Totals</b>							
	Lower	253.6	252.7	240.8	256.4	260.7	314.8
	Upper	2,331.9	2,399.6	2,379.3	2,428.9	2,443.3	2,496.7
	Graduate	<u>274.9</u>	<u>244.1</u>	<u>324.0</u>	<u>349.6</u>	<u>339.8</u>	<u>263.8</u>
	<b>Total</b>	<b>2,860.4</b>	<b>2,896.4</b>	<b>2,944.1</b>	<b>3,034.9</b>	<b>3,043.8</b>	<b>3,075.3</b>
<b>College of Education*</b>							
Childhood Ed., Reading & Disability Services (programs moved in summer 2008 to form the School of Teacher Education)							
	Lower	26.2	25.7	33.8	19.4		
	Upper	331.3	353.3	388.6	407.4		
	Graduate	<u>182.7</u>	<u>148.9</u>	<u>184.6</u>	<u>177.1</u>		
	<b>Total</b>	<b>540.2</b>	<b>527.9</b>	<b>607.0</b>	<b>603.9</b>		
Middle and Secondary Education (programs moved in summer 2008 to form the School of Teacher Education)							
	Lower	14.5	10.7	8.2	13.8		
	Upper	160.3	168.5	194.1	171.5		
	Graduate	<u>134.2</u>	<u>92.3</u>	<u>100.7</u>	<u>91.6</u>		
	<b>Total</b>	<b>309.0</b>	<b>271.5</b>	<b>303.0</b>	<b>276.9</b>		

# Annual Full Time Equivalent (FTE) Enrollment

	<u>2004-05</u>	<u>2005-06</u>	<u>2006-07</u>	<u>2007-08</u>	<u>2008-09</u>	<u>2009-10</u>
<b>College of Education (continued)</b>						
Educational Leadership and Policy Studies						
Lower	55.4	49.7	54.9	50.2	27.2	38.5
Upper	8.5	7.5	6.9	13.8	14.2	12.7
Graduate	<u>171.0</u>	<u>189.3</u>	<u>163.6</u>	<u>159.2</u>	<u>170.5</u>	<u>167.7</u>
<b>Total</b>	<b>234.9</b>	<b>246.5</b>	<b>225.4</b>	<b>223.2</b>	<b>211.9</b>	<b>218.9</b>
Educational Psychology and Learning Systems						
Lower	41.6	42.5	43.8	50.7	34.6	32.8
Upper	104.5	112.1	119.4	112.2	96.2	109.7
Graduate	<u>256.3</u>	<u>269.9</u>	<u>278.9</u>	<u>271.9</u>	<u>269.0</u>	<u>279.9</u>
<b>Total</b>	<b>402.4</b>	<b>424.5</b>	<b>442.1</b>	<b>434.8</b>	<b>399.8</b>	<b>422.4</b>
Sport Management, Recreation Management and Physical Education						
Lower	190.2	196.4	201.7	176.7	121.5	117.4
Upper	210.6	244.4	275.1	305.5	260.4	241.8
Graduate	<u>99.3</u>	<u>87.5</u>	<u>92.2</u>	<u>101.0</u>	<u>102.7</u>	<u>114.9</u>
<b>Total</b>	<b>500.1</b>	<b>528.3</b>	<b>569.0</b>	<b>583.2</b>	<b>484.6</b>	<b>474.1</b>
School of Teacher Education*						
Lower					19.8	25.5
Upper					491.6	410.6
Graduate					<u>237.4</u>	<u>241.0</u>
<b>Total</b>					<b>748.8</b>	<b>677.1</b>
<b>College of Education Totals</b>						
Lower	327.9	325.0	342.4	310.7	203.1	214.2
Upper	815.2	885.8	984.1	1,010.4	862.4	774.8
Graduate	<u>843.5</u>	<u>787.9</u>	<u>820.0</u>	<u>800.6</u>	<u>779.6</u>	<u>803.5</u>
<b>Total</b>	<b>1,986.6</b>	<b>1,998.7</b>	<b>2,146.5</b>	<b>2,121.7</b>	<b>1,845.1</b>	<b>1,792.5</b>
* The College of Education underwent a major restructuring of its departments in the summer of 2008. The School of Teacher Education was formed, combining the former departments of Middle & Secondary Education and Childhood Education, Reading & Disability Services.						
<b>College of Human Sciences</b>						
Textiles and Consumer Sciences						
Lower	59.6	62.0	47.5	43.8	40.8	51.1
Upper	394.3	436.9	415.8	384.8	345.4	298.8
Graduate	<u>26.2</u>	<u>30.8</u>	<u>28.9</u>	<u>27.4</u>	<u>22.6</u>	<u>13.1</u>
<b>Total</b>	<b>480.1</b>	<b>529.7</b>	<b>492.2</b>	<b>456.0</b>	<b>408.8</b>	<b>363.0</b>
Family and Child Sciences						
Lower	167.3	151.8	209.8	241.1	232.2	236.1
Upper	258.7	253.8	237.6	255.8	296.9	308.5
Graduate	<u>43.0</u>	<u>44.4</u>	<u>48.5</u>	<u>41.3</u>	<u>35.7</u>	<u>36.7</u>
<b>Total</b>	<b>469.0</b>	<b>450.0</b>	<b>495.9</b>	<b>538.2</b>	<b>564.8</b>	<b>581.3</b>
Nutrition, Food, & Exercise Science						
Lower	150.1	164.3	158.0	117.1	112.5	153.3
Upper	258.4	301.2	300.1	358.2	359.7	375.4
Graduate	<u>46.7</u>	<u>44.2</u>	<u>50.8</u>	<u>60.8</u>	<u>76.2</u>	<u>73.1</u>
<b>Total</b>	<b>455.2</b>	<b>509.7</b>	<b>508.9</b>	<b>536.1</b>	<b>548.4</b>	<b>601.8</b>
<b>College of Human Sciences Totals</b>						
Lower	377.0	378.1	415.3	402.0	385.5	440.5
Upper	911.4	991.9	953.4	998.9	1,002.0	982.7
Graduate	<u>115.9</u>	<u>119.4</u>	<u>128.2</u>	<u>129.5</u>	<u>134.5</u>	<u>122.9</u>
<b>Total</b>	<b>1,404.3</b>	<b>1,489.4</b>	<b>1,496.9</b>	<b>1,530.4</b>	<b>1,522.0</b>	<b>1,546.1</b>

## Annual Full Time Equivalent (FTE) Enrollment

		<u>2004-05</u>	<u>2005-06</u>	<u>2006-07</u>	<u>2007-08</u>	<u>2008-09</u>	<u>2009-10</u>
<b>College of Nursing</b>							
	Lower	0.0	0.0	0.0	0.0	0.0	0.0
	Upper	264.8	244.7	245	249.1	231.2	219.6
	Graduate	<u>32.2</u>	<u>41.8</u>	<u>55.2</u>	<u>50.4</u>	<u>51.7</u>	<u>58.0</u>
	<b>Total</b>	<b>297.0</b>	<b>286.5</b>	<b>300.2</b>	<b>299.5</b>	<b>282.9</b>	<b>277.6</b>
<b>College of Criminology &amp; Criminal Justice</b>							
	Lower	65	64.4	71.8	50.2	33.7	63.8
	Upper	561.6	502.6	519.8	475.8	458.3	466.3
	Graduate	<u>69.9</u>	<u>64.1</u>	<u>72.1</u>	<u>81.7</u>	<u>85.4</u>	<u>103.2</u>
	<b>Total</b>	<b>696.5</b>	<b>631.1</b>	<b>663.7</b>	<b>607.7</b>	<b>577.4</b>	<b>633.3</b>
<b>College of Law</b>							
	Graduate	<u>691.6</u>	<u>713.1</u>	<u>696.5</u>	<u>701.5</u>	<u>689.1</u>	<u>709.9</u>
	<b>Total</b>	<b>691.6</b>	<b>713.1</b>	<b>696.5</b>	<b>701.5</b>	<b>689.1</b>	<b>709.9</b>
<b>College of Social Sciences and Public Policy</b>							
Asian Studies							
	Upper	0.9	0.2	0.7	1.1	0.7	0.5
	Graduate	<u>0.1</u>	<u>0.0</u>	<u>0.1</u>	<u>0.9</u>	<u>2.5</u>	<u>0.5</u>
	<b>Total</b>	<b>1.0</b>	<b>0.2</b>	<b>0.8</b>	<b>2.0</b>	<b>3.2</b>	<b>1.0</b>
African American Studies							
	Lower	14.7	14.6	15.1	15.9	15.6	15.3
	Upper	<u>10.6</u>	<u>9.5</u>	<u>9.7</u>	<u>9.1</u>	<u>8.3</u>	<u>10.0</u>
	<b>Total</b>	<b>25.3</b>	<b>24.1</b>	<b>24.8</b>	<b>25.0</b>	<b>23.9</b>	<b>25.3</b>
Demography							
	Graduate	<u>1.8</u>	<u>1.4</u>	<u>1.1</u>	<u>1.3</u>	<u>1.0</u>	<u>1.5</u>
	<b>Total</b>	<b>1.8</b>	<b>1.4</b>	<b>1.1</b>	<b>1.3</b>	<b>1.0</b>	<b>1.5</b>
Economics							
	Lower	523.9	523.3	519	498.2	478.2	415.0
	Upper	228.2	244.1	252.9	280.1	284.7	287.8
	Graduate	<u>58</u>	<u>62.1</u>	<u>57.5</u>	<u>62.3</u>	<u>58.1</u>	<u>62.3</u>
	<b>Total</b>	<b>810.1</b>	<b>829.5</b>	<b>829.4</b>	<b>840.6</b>	<b>821.0</b>	<b>765.1</b>
Geography							
	Lower	153.6	174.3	188.3	251.5	256.3	223.7
	Upper	98.4	111.2	91.6	98.4	119.2	140.8
	Graduate	<u>32.0</u>	<u>44.6</u>	<u>50.9</u>	<u>60.3</u>	<u>61.7</u>	<u>59.7</u>
	<b>Total</b>	<b>284.0</b>	<b>330.1</b>	<b>330.8</b>	<b>410.2</b>	<b>437.2</b>	<b>424.2</b>
Interdisciplinary Social/Health Sciences							
	Graduate		<u>3.6</u>	<u>3.1</u>	<u>1.6</u>	<u>1.4</u>	<u>2.7</u>
	<b>Total</b>		<b>3.6</b>	<b>3.1</b>	<b>1.6</b>	<b>1.4</b>	<b>2.7</b>
International Affairs							
	Upper	3.6	5.2	4	3.8	6.5	20.9
	Graduate	<u>14.1</u>	<u>16.5</u>	<u>12.8</u>	<u>12.1</u>	<u>11.5</u>	<u>21.6</u>
	<b>Total</b>	<b>17.7</b>	<b>21.7</b>	<b>16.8</b>	<b>15.9</b>	<b>18.0</b>	<b>42.5</b>
Political Science							
	Lower	187.4	198.9	201.9	180.5	164.3	219.9
	Upper	317.4	328.0	394.8	362.6	397.3	428.0
	Graduate	<u>65.9</u>	<u>66.0</u>	<u>68.7</u>	<u>61.2</u>	<u>79.0</u>	<u>88.5</u>
	<b>Total</b>	<b>570.7</b>	<b>592.9</b>	<b>665.4</b>	<b>604.3</b>	<b>640.6</b>	<b>736.4</b>
Social Sciences							
	Upper	6.5	6.0	4.0	5.5	4.2	6.0
	Graduate	<u>6.9</u>	<u>2.7</u>	<u>8.3</u>	<u>8.5</u>	<u>10.4</u>	<u>8.7</u>
	<b>Total</b>	<b>13.4</b>	<b>8.7</b>	<b>12.3</b>	<b>14.0</b>	<b>14.6</b>	<b>14.7</b>

# Annual Full Time Equivalent (FTE) Enrollment

	<u>2004-05</u>	<u>2005-06</u>	<u>2006-07</u>	<u>2007-08</u>	<u>2008-09</u>	<u>2009-10</u>
<b>College of Social Sciences and Public Policy (continued)</b>						
School of Public Administration & Policy						
Upper	53.3	60.2	62.7	58.3	57.3	103.2
Graduate	<u>86.6</u>	<u>83.5</u>	<u>96.1</u>	<u>99.4</u>	<u>101.8</u>	<u>113.9</u>
<b>Total</b>	<b>139.9</b>	<b>143.7</b>	<b>158.8</b>	<b>157.7</b>	<b>159.1</b>	<b>217.1</b>
Russian & East European Studies						
Upper	0.0	0.1	0.2	0.2	0.0	0.0
Graduate	<u>0.6</u>	<u>0.1</u>	<u>0.0</u>	<u>0.1</u>	<u>0.3</u>	<u>0.5</u>
<b>Total</b>	<b>0.6</b>	<b>0.2</b>	<b>0.2</b>	<b>0.3</b>	<b>0.3</b>	<b>0.5</b>
Sociology						
Lower	257.5	239.9	222.9	225.9	217.2	186.1
Upper	230.5	294.9	297.1	348.4	375.8	397.4
Graduate	<u>49.4</u>	<u>49.8</u>	<u>46.7</u>	<u>50.8</u>	<u>54.0</u>	<u>54.0</u>
<b>Total</b>	<b>537.4</b>	<b>584.6</b>	<b>566.7</b>	<b>625.1</b>	<b>647.0</b>	<b>637.5</b>
Urban and Regional Planning						
Lower	55.3	57.9	57.9	39.1	40.1	47.0
Upper	23.8	24.8	41.3	43.7	47.3	52.7
Graduate	<u>59.6</u>	<u>59.9</u>	<u>62.5</u>	<u>79.2</u>	<u>78.9</u>	<u>87.6</u>
<b>Total</b>	<b>138.7</b>	<b>142.6</b>	<b>161.8</b>	<b>162</b>	<b>166.3</b>	<b>187.3</b>
<b>College of Social Sciences and Public Policy Totals</b>						
Lower	1,192.4	1,208.9	1,205.1	1,211.2	1,171.7	1,107.0
Upper	973.2	1,084.2	1,159.0	1,210.9	1,301.3	1,447.3
Graduate	<u>375.0</u>	<u>390.2</u>	<u>407.8</u>	<u>437.7</u>	<u>460.6</u>	<u>501.5</u>
<b>Total</b>	<b>2,540.6</b>	<b>2,683.3</b>	<b>2,771.9</b>	<b>2,859.8</b>	<b>2,933.6</b>	<b>3,055.8</b>
<b>College of Motion Picture Arts</b>						
Lower	28.1	27.4	27.6	36.0	30.7	38.7
Upper	49.1	52.0	55.8	54.5	54.9	53.3
Graduate	<u>68.2</u>	<u>71.8</u>	<u>74.6</u>	<u>74.9</u>	<u>75.0</u>	<u>71.2</u>
<b>Total</b>	<b>145.4</b>	<b>151.2</b>	<b>158</b>	<b>165.4</b>	<b>160.6</b>	<b>163.2</b>
<b>College of Communication and Information*</b>						
Communication						
Lower	252.0	233.4	259.7	269.7	224.8	270.0
Upper	466.1	451.4	453.3	503.1	464.7	498.4
Graduate	<u>90.1</u>	<u>103.5</u>	<u>110.2</u>	<u>115.1</u>	<u>118.6</u>	<u>119.1</u>
<b>Total</b>	<b>808.2</b>	<b>788.3</b>	<b>823.2</b>	<b>887.9</b>	<b>808.1</b>	<b>887.5</b>
Communication Disorders						
Lower	79.8	83.8	78.7	67.5	42.4	44.3
Upper	84.6	83.5	90.7	79.7	80.3	86.6
Graduate	<u>82.6</u>	<u>82.0</u>	<u>79.0</u>	<u>97.4</u>	<u>99.7</u>	<u>115.5</u>
<b>Total</b>	<b>247.0</b>	<b>249.3</b>	<b>248.4</b>	<b>244.6</b>	<b>222.4</b>	<b>246.4</b>
Information						
Lower	0.0	0.9	0.0	0.0	0.0	14.8
Upper	178.5	147.8	169.4	166.0	171.4	150.4
Graduate	<u>311.4</u>	<u>254.2</u>	<u>367.7</u>	<u>342.9</u>	<u>355.1</u>	<u>325.6</u>
<b>Total</b>	<b>489.9</b>	<b>402.9</b>	<b>537.1</b>	<b>508.9</b>	<b>526.5</b>	<b>490.8</b>
<b>College of Communication and Information Totals*</b>						
Lower	331.8	317.2	338.5	337.2	267.2	329.1
Upper	550.7	534.9	543.9	582.8	545.0	735.4
Graduate	<u>172.7</u>	<u>185.5</u>	<u>189.2</u>	<u>212.5</u>	<u>218.3</u>	<u>560.2</u>
<b>Total</b>	<b>1,055.2</b>	<b>1,037.6</b>	<b>1,071.6</b>	<b>1,132.5</b>	<b>1,030.5</b>	<b>1,624.7</b>

\* The College of Communication and the College of Information merged to form the College of Communication and Information effective 2009-10).

# Annual Full Time Equivalent (FTE) Enrollment

		<u>2004-05</u>	<u>2005-06</u>	<u>2006-07</u>	<u>2007-08</u>	<u>2008-09</u>	<u>2009-10</u>
<b>College of Social Work</b>							
	Lower	6.3	4.6	5.0	4.0	3.5	3.2
	Upper	235.7	236.0	234.0	211.2	188.2	180.6
	Graduate	<u>287.4</u>	<u>275.6</u>	<u>310.0</u>	<u>321.6</u>	<u>297.3</u>	<u>285.2</u>
	<b>Total</b>	<b>529.4</b>	<b>516.2</b>	<b>549.0</b>	<b>536.8</b>	<b>489.0</b>	<b>469.0</b>
<b>College of Music</b>							
	Lower	523.0	564.0	548.4	508.2	403.2	372.0
	Upper	199.3	199.6	207.8	216.2	217.1	233.8
	Graduate	<u>239.9</u>	<u>222.4</u>	<u>225.3</u>	<u>226.7</u>	<u>233.5</u>	<u>236.7</u>
	<b>Total</b>	<b>962.2</b>	<b>986.0</b>	<b>981.5</b>	<b>951.1</b>	<b>853.8</b>	<b>842.5</b>
<b>College of Visual Arts, Theatre and Dance</b>							
Art							
	Lower	135.6	141.1	139.1	157.5	148.4	130.4
	Upper	113.8	105.1	104.6	104.6	111.3	108.5
	Graduate	<u>27.0</u>	<u>21.7</u>	<u>17.3</u>	<u>18.7</u>	<u>17.0</u>	<u>17.9</u>
	<b>Total</b>	<b>276.4</b>	<b>267.9</b>	<b>261.0</b>	<b>280.8</b>	<b>276.7</b>	<b>256.8</b>
Art Education							
	Upper	21.5	23.7	29.5	28.2	21.9	15.6
	Graduate	<u>50.0</u>	<u>54.7</u>	<u>53.4</u>	<u>55.7</u>	<u>53.8</u>	<u>51.1</u>
	<b>Total</b>	<b>71.5</b>	<b>78.4</b>	<b>82.9</b>	<b>83.9</b>	<b>75.7</b>	<b>66.7</b>
Art History							
	Lower	11.7	0.5	7.0	9.1	4.7	2.2
	Upper	118.1	135.7	135.3	138.1	123.5	126.8
	Graduate	<u>31.2</u>	<u>27.6</u>	<u>29.2</u>	<u>30.5</u>	<u>25.9</u>	<u>30.1</u>
	<b>Total</b>	<b>161.0</b>	<b>163.8</b>	<b>171.5</b>	<b>177.7</b>	<b>154.1</b>	<b>159.1</b>
Dance							
	Lower	55.6	57.4	51.8	51.3	57.7	94.9
	Upper	39.9	36.1	37.6	37.9	32.7	43.0
	Graduate	<u>22.0</u>	<u>20.8</u>	<u>21.4</u>	<u>24.8</u>	<u>22.6</u>	<u>22.1</u>
	<b>Total</b>	<b>117.5</b>	<b>114.3</b>	<b>110.8</b>	<b>114.0</b>	<b>113.0</b>	<b>160.0</b>
Interior Design							
	Lower	0.0	24.5	33.6	36.5	30.0	24.8
	Upper	109.4	111.1	117.7	93.2	51.8	54.0
	Graduate	<u>28.3</u>	<u>35.3</u>	<u>30.4</u>	<u>29.1</u>	<u>27.1</u>	<u>31.5</u>
	<b>Total</b>	<b>137.7</b>	<b>170.9</b>	<b>181.7</b>	<b>158.8</b>	<b>108.9</b>	<b>110.3</b>
School of Theatre (a department within the College of Visual Arts, Theatre & Dance effective 2005-06)							
	Lower	170	164.9	120.9	102.7	99.4	87.3
	Upper	74.3	81.3	76.5	84.6	72.6	71.2
	Graduate	<u>64.4</u>	<u>66.2</u>	<u>61.3</u>	<u>69.4</u>	<u>67.5</u>	<u>64.4</u>
	<b>Total</b>	<b>308.7</b>	<b>312.4</b>	<b>258.7</b>	<b>256.7</b>	<b>239.5</b>	<b>222.9</b>
<b>College of Visual Arts, Theatre and Dance Totals</b>							
	Lower	202.9	388.4	352.4	357.1	340.2	339.6
	Upper	402.7	493.0	501.2	486.6	413.8	419.1
	Graduate	<u>158.5</u>	<u>226.3</u>	<u>212.9</u>	<u>228.2</u>	<u>213.9</u>	<u>217.1</u>
	<b>Total</b>	<b>764.1</b>	<b>1,107.7</b>	<b>1,066.5</b>	<b>1,071.9</b>	<b>967.9</b>	<b>975.8</b>

# Annual Full Time Equivalent (FTE) Enrollment

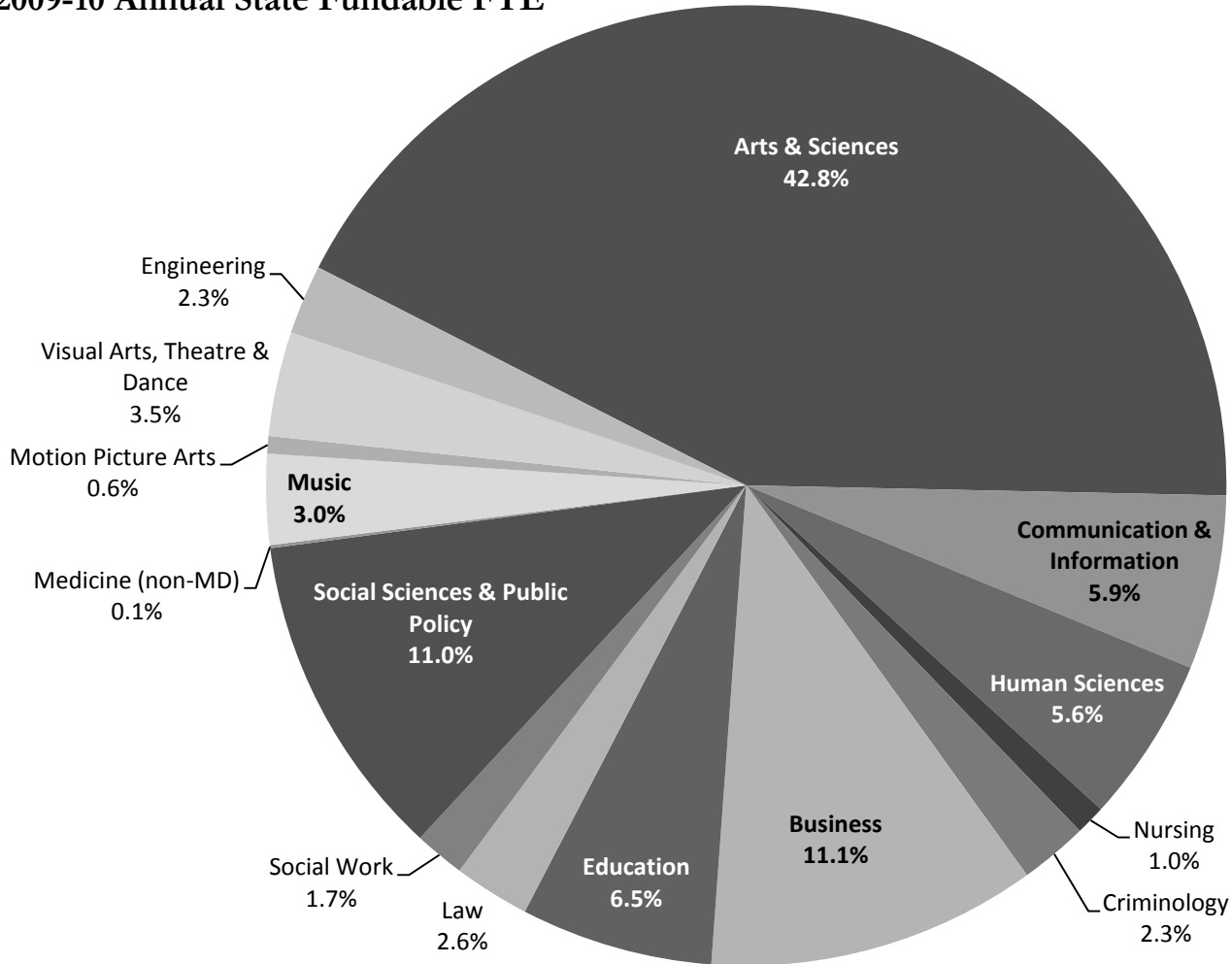
	<u>2004-05</u>	<u>2005-06</u>	<u>2006-07</u>	<u>2007-08</u>	<u>2008-09</u>	<u>2009-10</u>
<b>College of Engineering</b>						
Electrical and Computer Engineering						
Lower	4.8	9.0	10.0	9.9	8.4	9.2
Upper	111.4	115.1	115.9	101.1	77.6	88.9
Graduate	<u>25.3</u>	<u>27.4</u>	<u>26.3</u>	<u>32.2</u>	<u>34.6</u>	<u>38.4</u>
<b>Total</b>	<b>141.5</b>	<b>151.5</b>	<b>152.2</b>	<b>143.2</b>	<b>120.6</b>	<b>136.5</b>
Mechanical Engineering						
Lower	0.6	0.0	0.0	0.0	0.0	0.0
Upper	100.6	115.7	125.8	137.2	131.1	131.6
Graduate	<u>37.6</u>	<u>34.5</u>	<u>33.4</u>	<u>35.4</u>	<u>33.8</u>	<u>35.0</u>
<b>Total</b>	<b>138.8</b>	<b>150.2</b>	<b>159.2</b>	<b>172.6</b>	<b>164.9</b>	<b>166.6</b>
Civil and Environmental Engineering						
Lower	14.8	15.0	18.5	22.9	20.9	21.6
Upper	142.4	135.6	148.2	159.2	175.7	175.4
Graduate	<u>16.7</u>	<u>15.7</u>	<u>14.5</u>	<u>12.0</u>	<u>12.5</u>	<u>16.0</u>
<b>Total</b>	<b>173.9</b>	<b>166.3</b>	<b>181.2</b>	<b>194.1</b>	<b>209.1</b>	<b>213.0</b>
Chemical and Biomedical Engineering						
Lower	3.0	1.7	1.4	0.8	0.9	0.7
Upper	31.2	34.6	31.1	42.8	49.1	52.0
Graduate	<u>10.0</u>	<u>10.6</u>	<u>10.6</u>	<u>9.6</u>	<u>10.1</u>	<u>15.6</u>
<b>Total</b>	<b>44.2</b>	<b>46.9</b>	<b>43.1</b>	<b>53.2</b>	<b>60.1</b>	<b>68.3</b>
Industrial and Manufacturing Engineering						
Lower	6.4	6.7	5.7	7.0	7.0	6.0
Upper	39.1	43.4	41.1	27.4	23.9	33.8
Graduate	<u>18.5</u>	<u>22.9</u>	<u>24.0</u>	<u>23.7</u>	<u>22.6</u>	<u>22.6</u>
<b>Total</b>	<b>64.0</b>	<b>73.0</b>	<b>70.8</b>	<b>58.1</b>	<b>53.5</b>	<b>62.4</b>
<b>College of Engineering Totals</b>						
Lower	29.6	32.4	35.6	40.5	37.2	37.5
Upper	424.7	444.4	462.1	467.7	457.4	481.7
Graduate	<u>108.1</u>	<u>111.1</u>	<u>108.7</u>	<u>113.0</u>	<u>113.6</u>	<u>127.6</u>
<b>Total</b>	<b>562.4</b>	<b>587.9</b>	<b>606.4</b>	<b>621.2</b>	<b>608.2</b>	<b>646.8</b>
<b>College of Medicine</b>						
College of Medicine						
Upper	0.0	0.6	0.2	0.7	0.7	1.5
Graduate	<u>7.3</u>	<u>6.5</u>	<u>7.9</u>	<u>8.5</u>	<u>7.9</u>	<u>7.8</u>
<b>Total</b>	<b>7.3</b>	<b>7.1</b>	<b>8.1</b>	<b>9.2</b>	<b>8.6</b>	<b>9.3</b>
Health Sciences Interdisciplinary						
Upper	0.0	0.1	0.3	0.1	0.0	0.0
Graduate	<u>0.0</u>	<u>4.6</u>	<u>9.5</u>	<u>10.4</u>	<u>16.5</u>	<u>20.5</u>
<b>Total</b>	<b>0.0</b>	<b>4.7</b>	<b>9.8</b>	<b>10.5</b>	<b>16.5</b>	<b>20.5</b>
<b>College of Medicine Totals (non-M.D. Instruction)</b>						
Upper	0.0	0.7	0.5	0.8	0.7	1.5
Graduate	<u>7.3</u>	<u>11.1</u>	<u>17.4</u>	<u>18.9</u>	<u>24.4</u>	<u>28.3</u>
<b>Total</b>	<b>7.3</b>	<b>11.8</b>	<b>17.9</b>	<b>19.7</b>	<b>25.1</b>	<b>29.8</b>
<b>University Totals</b>						
Lower	10,252.9	10,499.7	10,556.0	10,610.3	9,605.9	9,970.0
Upper	10,986.8	11,368.3	11,729.7	12,024.9	11,859.5	12,249.2
Graduate	<u>5,086.3</u>	<u>5,023.5</u>	<u>5,409.1</u>	<u>5,522.4</u>	<u>5,519.1</u>	<u>5,493.3</u>
<b>Total</b>	<b>26,326.0</b>	<b>26,891.5</b>	<b>27,694.8</b>	<b>28,157.6</b>	<b>26,984.5</b>	<b>27,712.5</b>

Source: Final Student Instruction Files, State Fundable Student Credit Hours Report, All Campus

Online Resource: The student credit hour and FTE reports can be accessed online at [ir.fsu.edu/sch/studentcredithours.html](http://ir.fsu.edu/sch/studentcredithours.html)

# Annual State Fundable FTE Enrollment by College

## 2009-10 Annual State Fundable FTE



<u>College</u>	<u>2004-05</u>	<u>2005-06</u>	<u>2006-07</u>	<u>2007-08</u>	<u>2008-09</u>	<u>2009-10</u>
College of Arts & Sciences	11,024.4	11,391.7	11,686.9	11,994.6	11,429.0	11,870.4
College of Business	2,860.4	2,896.4	2,944.1	3,034.9	3,043.8	3,075.4
College of Communication*	1,055.2	1,037.6	1,071.6	1,132.5	1,030.5	
College of Communication & Information*						1,624.7
College of Criminology & Criminal Justice	696.5	631.1	663.7	607.7	577.4	633.2
College of Education	1,986.6	1,998.7	2,146.5	2,121.7	1,845.1	1,792.4
College of Engineering	562.4	587.9	606.4	621.2	608.2	646.8
College of Human Sciences	1,404.3	1,489.4	1,496.9	1,530.4	1,522.0	1,546.2
College of Information*	489.9	402.9	537.1	508.9	526.5	
College of Law	691.6	713.1	696.5	701.5	689.1	709.9
College of Medicine (non-M.D.)	7.3	11.8	17.9	19.7	25.1	29.8
College of Motion Picture Arts	145.4	151.2	158.0	165.4	160.6	163.3
College of Music	962.2	986.0	981.5	951.1	853.8	842.4
College of Nursing	297.0	286.5	300.2	299.5	282.9	277.5
College of Social Sciences & Public Policy	2,540.6	2,683.3	2,771.9	2,859.8	2,933.6	3,055.8
College of Social Work	529.4	516.2	549.0	536.8	489.0	469.0
School of Theatre**	308.7					
College of Visual Arts, Theatre & Dance	764.1	1,107.7	1,066.5	1,071.9	967.9	975.7
<b>University Totals</b>	<b>26,326.0</b>	<b>26,891.5</b>	<b>27,694.7</b>	<b>28,157.6</b>	<b>26,984.5</b>	<b>27,712.4</b>

\* The College of Information and the College of Communication merged in 2009 to form the College of Communication and Information.

\*\* The School of Theatre was absorbed by the College of Visual Arts & Dance in summer 2005.

Source: Final Students Instruction Files, State Fundable Student Credit Hours Report, All Campus

# Headcount Summaries by Academic Department

Department and Code	Fall 2009					%	FALL 2010					%
	L	U	B	A	Total		L	U	B	A	Total	
<b>11-College of Arts &amp; Sciences</b>												
1105-Anthropology	28	90	10	20	148		0	52	8	16	76	
1111-Biological Science	1,282	956	43	67	2,348		1,307	1,013	54	60	2,434	
1116-Chemistry & Biochemistry	196	252	43	118	609		188	270	41	110	609	
1119-Classics	20	64	29	14	127		23	64	24	19	130	
1122-Sec. Science/Math Teaching	3	3	3	0	9		2	1	1	0	4	
1140-Scientific Computing	0	0	14	20	34		2	2	17	24	45	
1142-English	437	999	60	111	1,607		441	1,102	56	115	1,714	
1147-Geological Sciences	8	22	19	20	69							
1152-History	136	367	53	80	636		113	377	49	73	612	
1153-History & Philosophy of Sci.	0	0	8	0	8		0	0	9	0	9	
1159-Interdisciplinary Humanities	25	168	23	68	284		14	163	18	58	253	
1160-Earth, Ocean & Atmospheric Science (merger of Geological Sciences, Oceanography, Meteorology)							117	138	106	66	427	
1161-Oceanography	0	0	28	20	48							
1166-Computer Science	99	216	76	51	442		98	251	67	53	469	
1168-Mathematics	90	189	68	79	426		114	210	57	84	465	
1169-Meteorology	57	84	55	23	219							
1171-Modern Languages	50	115	49	30	244		62	118	50	32	262	
1175-Geophysical Fluid Dynamics	0	0	0	3	3		0	0	2	4	6	
1176-Philosophy	27	100	7	38	172		35	124	8	37	204	
1177-Molecular Biophysics	0	0	7	15	22		0	0	6	17	23	
1178-Chemical Physics	0	0	0	2	2		0	0	0	1	1	
1180-Latin Am. & Carib. Studies	0	3	0	0	3							
1181-Physics	58	68	17	100	243		69	81	46	90	286	
1184-Psychology	576	834	63	113	1,586		637	977	68	98	1,780	
1186-Religion	8	79	16	40	143		9	64	20	43	136	
1193-Statistics	6	12	13	44	75		9	20	22	50	101	
<b>Arts &amp; Sciences Totals</b>	<b>3,106</b>	<b>4,621</b>	<b>704</b>	<b>1,076</b>	<b>9,507</b>	<b>23.6%</b>	<b>3,240</b>	<b>5,027</b>	<b>729</b>	<b>1,050</b>	<b>10,046</b>	<b>24.6%</b>
<b>21-College of Business</b>												
2101-Accounting	38	662	85	0	785		26	645	67	0	738	
2113-Business Administration	2	179	360	55	596		1	161	331	53	546	
2143-Finance	47	839	23	0	909		30	817	20	0	867	
2157-Hospitality Administration	16	277	0	0	293		198	419	0	0	617	
2162-Risk Mgmt/Insurance, Real Estate and Business Law	10	179	0	0	189		4	157	0	0	161	
2165-Mgmt. Information Systems	3	87	39	0	129		1	90	48	0	139	
2166-Management	26	443	39	0	508		9	488	42	0	539	
2167-Marketing	39	558	0	0	597		26	556	1	0	583	
2195-Multi-Nat'l Business Operations	3	103	0	0	106		0	30	0	0	30	
2199-Business, NFA	1,746	127	0	0	1,873		1,463	142	0	0	1,605	
<b>Business Totals</b>	<b>1,930</b>	<b>3,454</b>	<b>546</b>	<b>55</b>	<b>5,985</b>	<b>14.9%</b>	<b>1,758</b>	<b>3,505</b>	<b>509</b>	<b>53</b>	<b>5,825</b>	<b>14.3%</b>
<b>22-College of Education</b>												
2203-Ed. Psych. & Learning Systems	3	0	151	189	343		0	4	159	205	368	
2204-Sport Management, Recreation Mgmt. & Physical Education	135	369	123	43	670		126	264	111	37	538	
2206-Ed. Leadership & Policy Studies	0	0	138	140	278		0	0	154	164	318	
2209-School of Teacher Education	264	717	274	96	1,351		259	569	249	76	1,153	
<b>Education Totals</b>	<b>402</b>	<b>1,086</b>	<b>686</b>	<b>468</b>	<b>2,642</b>	<b>6.6%</b>	<b>385</b>	<b>837</b>	<b>673</b>	<b>482</b>	<b>2,377</b>	<b>5.8%</b>
<b>24-College of Nursing</b>												
2473-Nursing	6	332	90	18	446		2	228	69	35	334	
2499-Nursing, NFA & Mapping	417	39	0	0	456		460	62	0	0	522	
<b>Nursing Totals</b>	<b>423</b>	<b>371</b>	<b>90</b>	<b>18</b>	<b>902</b>	<b>2.2%</b>	<b>462</b>	<b>290</b>	<b>69</b>	<b>35</b>	<b>856</b>	<b>2.1%</b>

KEY: L – Lower; U – Upper; B – Beginning Graduate; A – Advanced Graduate; NFA – Not Formally Admitted

## Headcount Summaries by Academic Department

Department and Code	Fall 2009					%	FALL 2010					%
	L	U	B	A	Total		L	U	B	A	Total	
<b>25-College of Human Sciences</b>												
2520- Textile & Consumer Sciences	208	600	12	7	827		153	492	1	5	651	
2544-Nutrition, Food & Exercise Science	638	913	78	30	1,659		617	909	87	26	1,639	
2553-Family & Child Sciences	<u>113</u>	<u>440</u>	<u>12</u>	<u>47</u>	<u>612</u>		<u>128</u>	<u>493</u>	<u>9</u>	<u>42</u>	<u>672</u>	
<b>Human Sciences Totals</b>	<b>959</b>	<b>1,953</b>	<b>102</b>	<b>84</b>	<b>3,098</b>	<b>7.7%</b>	<b>898</b>	<b>1,894</b>	<b>97</b>	<b>73</b>	<b>2,962</b>	<b>7.3%</b>
<b>3134-College of Law</b>												
	<b>0</b>	<b>0</b>	<b>768</b>	<b>0</b>	<b>768</b>	<b>1.9%</b>	<b>0</b>	<b>0</b>	<b>783</b>	<b>0</b>	<b>783</b>	<b>1.9%</b>
<b>32-College of Social Sciences and Public Policy</b>												
3217-Asian Studies	5	19	13	0	37		3	17	13	0	33	
3222-Economics	86	325	39	30	480		93	320	38	25	476	
3246-Geography	54	222	56	29	361		62	227	37	30	356	
3249-Political Science	429	788	76	38	1,331		408	773	49	41	1,271	
3251-School of Public Adm./Policy	0	0	107	62	169		0	0	133	57	190	
3261-Interdisc. Social/Health Sci.	0	0	40	0	40		0	0	43	0	43	
3277-COSS Joint Degree	0	0	22	0	22		0	0	29	0	29	
3281-African American Studies	0	13	0	0	13		3	13	0	0	16	
3287-Russian & E. European Studies	3	5	6	0	14		1	4	8	0	13	
3288-Social Science	49	658	1	0	708		52	652	1	0	705	
3289-Demography	0	0	17	0	17		0	0	12	0	12	
3290-Sociology	44	317	22	42	425		29	262	15	42	348	
3297-Urban & Regional Planning	0	0	90	18	108		0	0	80	17	97	
3299-International Affairs	<u>308</u>	<u>752</u>	<u>103</u>	<u>0</u>	<u>1,163</u>		<u>324</u>	<u>786</u>	<u>113</u>	<u>0</u>	<u>1,223</u>	
<b>Social Sciences Totals</b>	<b>978</b>	<b>3,099</b>	<b>592</b>	<b>219</b>	<b>4,888</b>	<b>12.1%</b>	<b>975</b>	<b>3,054</b>	<b>571</b>	<b>212</b>	<b>4,812</b>	<b>11.8%</b>
<b>33-College of Social Work</b>												
3377-Social Work (joint degree)	0	0	11	0	11		0	0	11	0	11	
3389-Social Work	<u>69</u>	<u>212</u>	<u>356</u>	<u>27</u>	<u>664</u>		<u>60</u>	<u>219</u>	<u>423</u>	<u>28</u>	<u>730</u>	
<b>Social Work Totals</b>	<b>69</b>	<b>212</b>	<b>367</b>	<b>27</b>	<b>675</b>	<b>1.7%</b>	<b>60</b>	<b>219</b>	<b>434</b>	<b>28</b>	<b>741</b>	<b>1.8%</b>
<b>34-College of Criminology &amp; Criminal Justice</b>												
3477-Criminology (joint degree)	0	0	3	0	3		0	0	2	0	2	
3494-Criminology & Crim. Justice	<u>351</u>	<u>945</u>	<u>113</u>	<u>54</u>	<u>1,463</u>		<u>405</u>	<u>1,057</u>	<u>129</u>	<u>60</u>	<u>1,651</u>	
<b>Criminology Totals</b>	<b>351</b>	<b>945</b>	<b>116</b>	<b>54</b>	<b>1,466</b>	<b>3.6%</b>	<b>405</b>	<b>1,057</b>	<b>131</b>	<b>60</b>	<b>1,653</b>	<b>4.0%</b>
<b>College of Motion Picture Arts</b>												
4001 - Motion Picture Arts	48	62	71	0	181		40	65	69	0	174	
4099 - Motion Picture Arts, NFA	<u>7</u>	<u>0</u>	<u>0</u>	<u>0</u>	<u>7</u>		<u>8</u>	<u>0</u>	<u>0</u>	<u>0</u>	<u>8</u>	
<b>Motion Picture Arts Totals</b>	<b>55</b>	<b>62</b>	<b>71</b>	<b>0</b>	<b>188</b>	<b>0.5%</b>	<b>48</b>	<b>65</b>	<b>69</b>	<b>0</b>	<b>182</b>	<b>0.4%</b>
<b>41-College of Communication and Information</b>												
4101-Communication	66	579	192	30	867		58	585	164	39	846	
4165-Information Studies	49	261	631	61	1,002		42	247	570	58	917	
4185-Communication Disorders	79	155	125	24	383		114	150	130	21	415	
4199-Communication, NFA	<u>449</u>	<u>1</u>	<u>0</u>	<u>0</u>	<u>450</u>		<u>523</u>	<u>0</u>	<u>0</u>	<u>0</u>	<u>523</u>	
<b>Communication Totals</b>	<b>643</b>	<b>996</b>	<b>948</b>	<b>115</b>	<b>2,702</b>	<b>6.7%</b>	<b>737</b>	<b>982</b>	<b>864</b>	<b>118</b>	<b>2,701</b>	<b>6.6%</b>
<b>42-College of Visual Arts, Theatre &amp; Dance</b>												
4206-Art	147	349	32	0	528		203	334	30	0	567	
4207-Art Education	17	34	47	33	131		2	22	51	27	102	
4208-Art History	38	105	24	21	188		44	123	25	22	214	
4226-Interior Design	79	98	41	0	218		69	96	35	0	200	
4228-Dance	42	36	32	0	110		51	42	27	0	120	
4280-Theatre	<u>99</u>	<u>163</u>	<u>86</u>	<u>12</u>	<u>360</u>		<u>129</u>	<u>156</u>	<u>79</u>	<u>9</u>	<u>373</u>	
<b>Vis. Arts, Th. &amp; Dance Totals</b>	<b>422</b>	<b>785</b>	<b>262</b>	<b>66</b>	<b>1,535</b>	<b>3.8%</b>	<b>498</b>	<b>773</b>	<b>247</b>	<b>58</b>	<b>1,576</b>	<b>3.9%</b>

KEY: L – Lower; U – Upper; B – Beginning Graduate; A – Advanced Graduate; NFA – Not Formally Admitted

# Headcount Summaries by Academic Department

Department and Code	FALL 2009						FALL 2010					
	<u>L</u>	<u>U</u>	<u>B</u>	<u>A</u>	<u>Total</u>	<u>%</u>	<u>L</u>	<u>U</u>	<u>B</u>	<u>A</u>	<u>Total</u>	<u>%</u>
<b>44-College of Music</b>												
4472-Music	176	314	198	203	891		203	286	211	193	893	
4493-Music, Liberal Studies	69	124	5	0	198		53	131	8	0	192	
4499-Music, NFA	<u>48</u>	<u>12</u>	<u>0</u>	<u>0</u>	<u>60</u>		<u>44</u>	<u>7</u>	<u>0</u>	<u>0</u>	<u>51</u>	
<b>Music Totals</b>	<b>293</b>	<b>450</b>	<b>203</b>	<b>203</b>	<b>1,149</b>	<b>2.9%</b>	<b>300</b>	<b>424</b>	<b>219</b>	<b>193</b>	<b>1,136</b>	<b>2.8%</b>
<b>55-College of Engineering</b>												
5540-Mechanical Engineering	9	199	28	30	266		18	225	37	25	305	
5550-Civil & Environmental Eng.	10	268	25	12	315		12	263	26	12	313	
5560-Chemical & Biomedical Eng.	3	111	10	15	139		10	98	7	17	132	
5570-Industrial & Manufacturing Eng.	2	53	23	18	96		3	65	17	14	99	
5580-Electrical & Computer Eng.	5	136	37	25	203		7	169	52	21	249	
5599-Engineering, NFA	<u>515</u>	<u>229</u>	<u>0</u>	<u>0</u>	<u>744</u>		<u>581</u>	<u>194</u>	<u>0</u>	<u>0</u>	<u>775</u>	
<b>Engineering Totals</b>	<b>544</b>	<b>996</b>	<b>123</b>	<b>100</b>	<b>1,763</b>	<b>4.4%</b>	<b>631</b>	<b>1,014</b>	<b>139</b>	<b>89</b>	<b>1,873</b>	<b>4.6%</b>
<b>62-College of Medicine</b>												
6201-Health Sciences Interdisc.	0	0	40	0	40		0	0	42	0	42	
6212-Medicine	<u>0</u>	<u>0</u>	<u>450</u>	<u>0</u>	<u>450</u>		<u>0</u>	<u>0</u>	<u>475</u>	<u>0</u>	<u>475</u>	
<b>Medicine Totals</b>	<b>0</b>	<b>0</b>	<b>490</b>	<b>0</b>	<b>490</b>	<b>1.2%</b>	<b>0</b>	<b>0</b>	<b>517</b>	<b>0</b>	<b>517</b>	<b>1.3%</b>
<b>6800-The Graduate School</b>												
	0	0	4	0	4	0.0%	0	0	9	0	9	0.0%
<b>9200-Undecided</b>												
	1,229	23	0	0	1,252	3.1%	1,440	27	0	0	1,467	3.2%
<b>Total Degree Seeking</b>	<b>11,404</b>	<b>19,053</b>	<b>6,072</b>	<b>2,485</b>	<b>39,014</b>	<b>96.9%</b>	<b>11,837</b>	<b>19,168</b>	<b>6,060</b>	<b>2,451</b>	<b>39,516</b>	<b>96.8%</b>
<i>9200-Non-degree seeking</i>	<u>0</u>	<u>0</u>	<u>0</u>	<u>0</u>	<u>1,241</u>	<u>3.1%</u>	<u>0</u>	<u>0</u>	<u>0</u>	<u>0</u>	<u>1,322</u>	<u>3.2%</u>
<b>UNIVERSITY TOTALS</b>	<b>11,404</b>	<b>19,053</b>	<b>6,072</b>	<b>2,485</b>	<b>40,255</b>	<b>100.0%</b>	<b>11,837</b>	<b>19,168</b>	<b>6,060</b>	<b>2,451</b>	<b>40,838</b>	<b>100.0%</b>

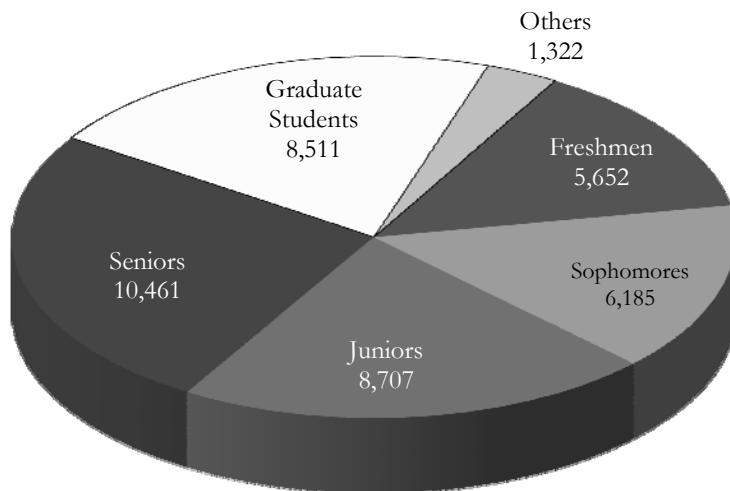
KEY: L – Lower; U – Upper; B – Beginning Graduate; A – Advanced Graduate; NFA – Not Formally Admitted

Source: Fall Preliminary Student Instruction Files (SIFP)

Online Resource: The headcount reports can be accessed online at [ir.fsu.edu/student/headcount.htm](http://ir.fsu.edu/student/headcount.htm)

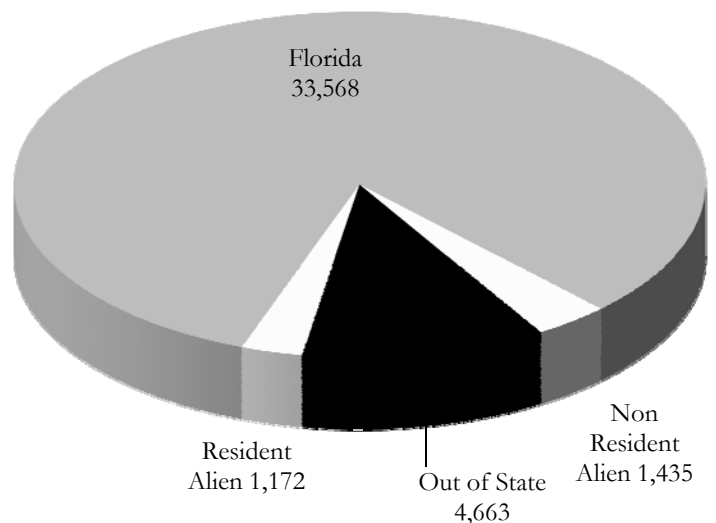
## Headcount by Level

Fall 2010



## Headcount by Residence

Fall 2010



# Headcount Summaries by College, Fall Semesters

	<u>Fall 2006</u>	<u>Fall 2007</u>	<u>Fall 2008</u>	<u>Fall 2009</u>	<u>Fall 2010</u>	<u>% Change 2006 to 2010</u>
<b>College of Arts &amp; Sciences</b>						
Lower	3,187	3,269	2,850	3,106	3,240	1.7%
Upper	4,187	4,279	4,253	4,621	5,027	20.1%
Beginning Graduate	808	783	730	704	729	-9.8%
Advanced Graduate	<u>931</u>	<u>981</u>	<u>1,009</u>	<u>1,076</u>	<u>1,050</u>	12.8%
<b>Total</b>	<b>9,113</b>	<b>9,312</b>	<b>8,842</b>	<b>9,507</b>	<b>10,046</b>	<b>10.2%</b>
<b>College of Business</b>						
Lower	2,566	2,644	2,398	1,930	1,758	-31.5%
Upper	2,950	3,043	3,169	3,454	3,505	18.8%
Beginning Graduate	482	548	518	546	509	5.6%
Advanced Graduate	<u>88</u>	<u>73</u>	<u>60</u>	<u>55</u>	<u>53</u>	-39.8%
<b>Total</b>	<b>6,086</b>	<b>6,308</b>	<b>6,145</b>	<b>5,985</b>	<b>5,825</b>	<b>-4.3%</b>
<b>College of Communication*</b>						
Lower	733	727	594			N/A
Upper	660	690	697			N/A
Beginning Graduate	216	274	266			N/A
Advanced Graduate	<u>61</u>	<u>61</u>	<u>58</u>			N/A
<b>Total</b>	<b>1,670</b>	<b>1,752</b>	<b>1,615</b>			N/A
<b>College of Communication and Information*</b>						
Lower				643	737	N/A
Upper				996	982	N/A
Beginning Graduate				948	864	N/A
Advanced Graduate				<u>115</u>	<u>118</u>	N/A
<b>Total</b>				<b>2,702</b>	<b>2,701</b>	N/A
<b>College of Criminology &amp; Criminal Justice</b>						
Lower	385	367	369	351	405	5.2%
Upper	896	863	833	945	1,057	18.0%
Beginning Graduate	87	103	98	116	131	50.6%
Advanced Graduate	<u>39</u>	<u>45</u>	<u>42</u>	<u>54</u>	<u>60</u>	53.8%
<b>Total</b>	<b>1,407</b>	<b>1,378</b>	<b>1,342</b>	<b>1,466</b>	<b>1,653</b>	<b>17.5%</b>
<b>College of Education</b>						
Lower	782	677	520	402	385	-50.8%
Upper	1,394	1,434	1,255	1,086	837	-40.0%
Beginning Graduate	776	797	727	686	673	-13.3%
Advanced Graduate	<u>444</u>	<u>452</u>	<u>439</u>	<u>468</u>	<u>482</u>	8.6%
<b>Total</b>	<b>3,396</b>	<b>3,360</b>	<b>2,941</b>	<b>2,642</b>	<b>2,377</b>	<b>-30.0%</b>
<b>College of Engineering</b>						
Lower	608	641	518	544	631	3.8%
Upper	876	866	875	996	1,014	15.8%
Beginning Graduate	134	138	123	123	139	3.7%
Advanced Graduate	<u>98</u>	<u>94</u>	<u>92</u>	<u>100</u>	<u>89</u>	-9.2%
<b>Total</b>	<b>1,716</b>	<b>1,739</b>	<b>1,608</b>	<b>1,763</b>	<b>1,873</b>	<b>9.1%</b>
<b>The Graduate School</b>						
Beginning Graduate				<u>4</u>	<u>9</u>	N/A
<b>Total</b>				<b>4</b>	<b>9</b>	N/A
<b>College of Human Sciences</b>						
Lower	1,068	1,042	1,083	959	898	-15.9%
Upper	1,881	1,942	1,888	1,953	1,894	0.7%
Beginning Graduate	90	98	110	102	97	7.8%
Advanced Graduate	<u>96</u>	<u>92</u>	<u>89</u>	<u>84</u>	<u>73</u>	-24.0%
<b>Total</b>	<b>3,135</b>	<b>3,174</b>	<b>3,170</b>	<b>3,098</b>	<b>2,962</b>	<b>-5.5%</b>
<b>College of Information*</b>						
Lower	75	74	83			N/A
Upper	277	286	276			N/A
Beginning Graduate	712	708	694			N/A
Advanced Graduate	<u>75</u>	<u>76</u>	<u>72</u>			N/A
<b>Total</b>	<b>1,139</b>	<b>1,144</b>	<b>1,125</b>			N/A

\*The College of Information and the College of Communication merged in fall 2009 to form the College of Communication and Information.

# Headcount Summaries by College, Fall Semesters

	<u>Fall 2006</u>	<u>Fall 2007</u>	<u>Fall 2008</u>	<u>Fall 2009</u>	<u>Fall 2010</u>	<u>% Change 2006 to 2010</u>
<b>College of Law</b>						
Beginning Graduate	<u>758</u>	<u>766</u>	<u>762</u>	<u>768</u>	<u>783</u>	3.3%
<b>Total</b>	<b>758</b>	<b>766</b>	<b>762</b>	<b>768</b>	<b>783</b>	<b>3.3%</b>
<b>College of Medicine</b>						
Beginning Graduate	<u>297</u>	<u>374</u>	<u>435</u>	<u>490</u>	<u>517</u>	74.1%
<b>Total</b>	<b>297</b>	<b>374</b>	<b>435</b>	<b>490</b>	<b>517</b>	<b>74.1%</b>
<b>College of Motion Picture Arts</b>						
Lower	40	40	49	55	48	20.0%
Upper	68	68	61	62	65	-4.4%
Beginning Graduate	<u>70</u>	<u>73</u>	<u>71</u>	<u>71</u>	<u>69</u>	-1.4%
<b>Total</b>	<b>178</b>	<b>181</b>	<b>181</b>	<b>188</b>	<b>182</b>	<b>2.2%</b>
<b>College of Music</b>						
Lower	333	327	273	293	300	-9.9%
Upper	413	443	440	450	424	2.7%
Beginning Graduate	234	227	215	203	219	-6.4%
Advanced Graduate	<u>173</u>	<u>187</u>	<u>192</u>	<u>203</u>	<u>193</u>	11.6%
<b>Total</b>	<b>1,153</b>	<b>1,184</b>	<b>1,120</b>	<b>1,149</b>	<b>1,136</b>	<b>-1.5%</b>
<b>College of Nursing</b>						
Lower	354	369	358	423	462	30.5%
Upper	476	460	458	371	290	-39.1%
Beginning Graduate	88	76	90	90	69	-21.6%
Advanced Graduate	<u>0</u>	<u>0</u>	<u>0</u>	<u>18</u>	<u>35</u>	N/A
<b>Total</b>	<b>918</b>	<b>905</b>	<b>906</b>	<b>902</b>	<b>856</b>	<b>-6.8%</b>
<b>College of Social Sciences and Public Policy</b>						
Lower	1,091	1,117	1,017	978	975	-10.6%
Upper	2,611	2,824	2,948	3,099	3,054	17.0%
Beginning Graduate	489	524	530	592	571	16.8%
Advanced Graduate	<u>194</u>	<u>204</u>	<u>209</u>	<u>219</u>	<u>212</u>	9.3%
<b>Total</b>	<b>4,385</b>	<b>4,669</b>	<b>4,704</b>	<b>4,888</b>	<b>4,812</b>	<b>9.7%</b>
<b>College of Social Work</b>						
Lower	78	66	68	69	60	-23.1%
Upper	306	253	213	212	219	-28.4%
Beginning Graduate	374	400	385	367	434	16.0%
Advanced Graduate	<u>34</u>	<u>32</u>	<u>28</u>	<u>27</u>	<u>28</u>	-17.6%
<b>Total</b>	<b>792</b>	<b>751</b>	<b>694</b>	<b>675</b>	<b>741</b>	<b>-6.4%</b>
<b>College of Visual Arts, Theatre &amp; Dance</b>						
Lower	600	583	487	422	498	-17.0%
Upper	858	903	802	785	773	-9.9%
Beginning Graduate	250	275	264	262	247	-1.2%
Advanced Graduate	<u>76</u>	<u>68</u>	<u>62</u>	<u>66</u>	<u>58</u>	-23.7%
<b>Total</b>	<b>1,784</b>	<b>1,829</b>	<b>1,615</b>	<b>1,535</b>	<b>1,576</b>	<b>-11.7%</b>
<b>Special/Undecided</b>						
Lower	1,275	1,181	797	1,229	1,440	12.9%
Upper	30	30	12	23	27	-10.0%
Unclassified	<u>1,242</u>	<u>1,028</u>	<u>1,122</u>	<u>1,241</u>	<u>1,322</u>	6.4%
<b>Total</b>	<b>2,547</b>	<b>2,239</b>	<b>1,931</b>	<b>2,493</b>	<b>2,789</b>	<b>9.5%</b>
<b>University Totals</b>						
Lower	13,175	13,124	11,464	11,404	11,837	-10.2%
Upper	17,883	18,384	18,180	19,053	19,168	7.2%
Beginning Graduate	5,865	6,164	6,018	6,072	6,060	3.3%
Advanced Graduate	2,309	2,365	2,352	2,485	2,451	6.1%
Unclassified	<u>1,242</u>	<u>1,028</u>	<u>1,122</u>	<u>1,241</u>	<u>1,322</u>	6.4%
<b>Total</b>	<b>40,474</b>	<b>41,065</b>	<b>39,136</b>	<b>40,255</b>	<b>40,838</b>	<b>0.9%</b>

Source: Fall Preliminary Student Instruction Files (SIFP)

## Degrees Awarded by Program: 2009-10 (Summer, Fall, Spring)

<u>CIP Code - Degree Program</u>	<u>Bachelor</u>	<u>Masters</u>	<u>Doctorate</u>	<u>Specialist</u>	<u>JD</u>	<u>MD</u>	<u>Total</u>	<u>Percent</u>
<b>College of Arts &amp; Sciences</b>								
050102 - American & Florida Studies	6	2	0	0	0	0	8	
050107 - Latin-American & Caribbean Studies	3	0	0	0	0	0	3	
050108 - Middle Eastern Studies	9	0	0	0	0	0	9	
050126 - Italian Studies	0	4	0	0	0	0	4	
110101 - Computer & Information Science	37	35	4	0	0	0	76	
131395 - Secondary Science and/or Math Teaching	0	3	0	0	0	0	3	
160399 - East Asian Languages & Cultures	12	0	0	0	0	0	12	
160400 - Slavic	0	1	0	0	0	0	1	
160402 - Russian	1	0	0	0	0	0	1	
160501 - German	4	3	0	0	0	0	7	
160901 - French	9	2	0	0	0	0	11	
160902 - Italian	5	0	0	0	0	0	5	
160905 - Spanish	25	5	4	0	0	0	34	
161200 - Classics	11	9	0	0	0	0	20	
161203 - Latin	0	1	0	0	0	0	1	
230101 - English	364	10	21	0	0	0	395	
230501 - Creative Writing	0	10	0	0	0	0	10	
240103 - Humanities	57	9	6	0	0	0	72	
260101 - Biological Sciences	277	11	8	0	0	0	296	
260202 - Biochemistry	49	0	0	0	0	0	49	
260206 - Molecular Biophysics	0	0	5	0	0	0	5	
261102 - Biostatistics	0	1	1	0	0	0	2	
261103 - Computational Biology	2	0	0	0	0	0	2	
261302 - Aquatic Environmental Science	0	3	0	0	0	0	3	
270101 - Mathematics	26	52	8	0	0	0	86	
270501 - Statistics	5	3	5	0	0	0	13	
300801 - Computational Science	0	5	0	0	0	0	5	
302401 - Neuroscience	0	0	6	0	0	0	6	
380101 - Philosophy	29	4	4	0	0	0	37	
380201 - Religion	28	6	5	0	0	0	39	
400401 - Meteorology	29	8	5	0	0	0	42	
400501 - Chemistry	24	9	16	0	0	0	49	
400599 - Chemical Science	23	0	0	0	0	0	23	
400601 - Geological Sciences	6	1	5	0	0	0	12	
400607 - Oceanography	0	6	5	0	0	0	11	
400801 - Physics	8	8	9	0	0	0	25	
400899 - Physics, Interdisciplinary	1	0	0	0	0	0	1	
420101 - Psychology	337	31	11	0	0	0	379	
450201 - Anthropology	44	4	1	0	0	0	49	
521304 - Actuarial Science	23	0	0	0	0	0	23	
540101 - History	118	19	10	0	0	0	147	
540104 - History & Philosophy of Science	<u>0</u>	<u>1</u>	<u>0</u>	<u>0</u>	<u>0</u>	<u>0</u>	<u>1</u>	
<b>College of Arts &amp; Sciences Totals</b>	<b>1,572</b>	<b>266</b>	<b>139</b>	<b>0</b>	<b>0</b>	<b>0</b>	<b>1,977</b>	<b>18.2%</b>
<b>College of Business</b>								
520101 - Business Administration	94	175	18	0	0	0	287	
520201 - Management	202	19	0	0	0	0	221	
520301 - Accounting	223	60	0	0	0	0	283	
520801 - Finance	455	22	0	0	0	0	477	
520901 - Hospitality Administration	117	0	0	0	0	0	117	
521101 - Multinational Business	66	0	0	0	0	0	66	
521201 - Management Information Systems	32	19	0	0	0	0	51	
521401 - Marketing	293	0	0	0	0	0	293	
521501 - Real Estate	48	0	0	0	0	0	48	
521701 - Risk Management - Insurance	<u>44</u>	<u>0</u>	<u>0</u>	<u>0</u>	<u>0</u>	<u>0</u>	<u>44</u>	
<b>College of Business Totals</b>	<b>1,574</b>	<b>295</b>	<b>18</b>	<b>0</b>	<b>0</b>	<b>0</b>	<b>1,887</b>	<b>17.4%</b>

## Degrees Awarded by Program: 2009-10 (Summer, Fall, Spring)

<b>CIP Code - Degree Program</b>	<b>Bachelor</b>	<b>Masters</b>	<b>Doctorate</b>	<b>Specialist</b>	<b>JD</b>	<b>MD</b>	<b>Total</b>	<b>Percent</b>
<b>College of Communication and Information</b>								
090199 - Communication	296	88	6	0	0	0	390	
110103 - Information Technology	112	0	0	0	0	0	112	
110401 - Information Studies	4	0	0	0	0	0	4	
250101 - Library & Information Studies	0	292	8	5	0	0	305	
510204 - Communication Sciences & Disorders	<u>71</u>	<u>35</u>	<u>6</u>	<u>0</u>	<u>0</u>	<u>0</u>	<u>112</u>	
<b>College of Communication &amp; Information Totals</b>	<b>483</b>	<b>415</b>	<b>10</b>	<b>5</b>	<b>0</b>	<b>0</b>	<b>923</b>	<b>8.5%</b>
<b>College of Education</b>								
130401 - Educational Leadership/Administration	0	32	1	3	0	0	36	
130406 - Higher Education	0	22	6	1	0	0	29	
130501 - Instructional Systems	0	32	4	1	0	0	37	
130601 - Research & Evaluation Methods	0	1	1	0	0	0	2	
130603 - Measurement & Statistics	0	2	3	0	0	0	5	
130901 - Foundations of Education	0	5	3	1	0	0	9	
131001 - Special Education	29	55	1	0	0	0	85	
131006 - Mental Disabilities	1	0	0	0	0	0	1	
131009 - Visual Disabilities	11	14	0	0	0	0	25	
131101 - Counseling & Human Systems	0	25	7	25	0	0	57	
131202 - Elementary Education	127	10	0	0	0	0	137	
131210 - Early Childhood Education	25	12	0	0	0	0	37	
131305 - English Education	36	6	1	1	0	0	44	
131307 - Health Education	1	0	0	0	0	0	1	
131311 - Mathematics Education	38	16	2	4	0	0	60	
131314 - Physical Education	38	23	1	0	0	0	62	
131315 - Reading Education	0	21	2	0	0	0	23	
131316 - Science Education	4	12	0	0	0	0	16	
131317 - Social Science Education	71	8	0	0	0	0	79	
310301 - Recreation & Leisure Services Administration	87	5	0	0	0	0	92	
310504 - Sport Management	58	43	2	0	0	0	103	
421801 - Educational Psychology	0	11	2	0	0	0	13	
512310 - Rehabilitation Counseling	<u>25</u>	<u>4</u>	<u>2</u>	<u>1</u>	<u>0</u>	<u>0</u>	<u>32</u>	
<b>College of Education Totals</b>	<b>551</b>	<b>359</b>	<b>38</b>	<b>37</b>	<b>0</b>	<b>0</b>	<b>985</b>	<b>9.1%</b>
<b>College of Engineering</b>								
140701 - Chemical Engineering	34	1	2	0	0	0	37	
140801 - Civil Engineering	107	15	3	0	0	0	125	
140901 - Computer Engineering	14	0	0	0	0	0	14	
141001 - Electrical Engineering	23	9	4	0	0	0	36	
141901 - Mechanical Engineering	62	10	2	0	0	0	74	
143501 - Industrial Engineering	<u>13</u>	<u>8</u>	<u>4</u>	<u>0</u>	<u>0</u>	<u>0</u>	<u>25</u>	
<b>College of Engineering Totals</b>	<b>253</b>	<b>43</b>	<b>15</b>	<b>0</b>	<b>0</b>	<b>0</b>	<b>311</b>	<b>2.9%</b>
<b>College of Human Sciences</b>								
190101 - Human Sciences	18	0	10	0	0	0	28	
190701 - Family and Child Sciences	193	4	0	0	0	0	197	
190901 - Clothing, Textiles & Merchandising	252	16	0	0	0	0	268	
310505 - Movement Science	234	7	4	0	0	0	245	
510913 - Athletic Training	14	0	0	0	0	0	14	
511505 - Marriage and the Family	0	0	3	0	0	0	3	
513101 - Food & Nutrition	<u>89</u>	<u>25</u>	<u>0</u>	<u>0</u>	<u>0</u>	<u>0</u>	<u>114</u>	
<b>College of Human Sciences Totals</b>	<b>800</b>	<b>52</b>	<b>17</b>	<b>0</b>	<b>0</b>	<b>0</b>	<b>869</b>	<b>8.0%</b>
<b>College of Motion Picture Arts</b>								
500504 - Motion Picture Arts Writing	0	4	0	0	0	0	4	
500602 - Motion Picture Arts	<u>26</u>	<u>24</u>	<u>0</u>	<u>0</u>	<u>0</u>	<u>0</u>	<u>50</u>	
<b>College of Motion Picture Arts Total</b>	<b>26</b>	<b>28</b>	<b>0</b>	<b>0</b>	<b>0</b>	<b>0</b>	<b>54</b>	<b>0.5%</b>

## Degrees Awarded by Program: 2009-10 (Summer, Fall, Spring)

<b>CIP Code - Degree Program</b>	<b>Bachelor</b>	<b>Masters</b>	<b>Doctorate</b>	<b>Specialist</b>	<b>ID</b>	<b>MD</b>	<b>Total</b>	<b>Percent</b>
<b>College of Criminology &amp; Criminal Justice</b>								
430104 - Criminology	381	50	3	0	0	0	434	
430199 - Computer Criminology	<u>5</u>	<u>0</u>	<u>0</u>	<u>0</u>	<u>0</u>	<u>0</u>	<u>5</u>	
<b>College of Criminology &amp; Criminal Justice Totals</b>	<b>386</b>	<b>50</b>	<b>3</b>	<b>0</b>	<b>0</b>	<b>0</b>	<b>439</b>	<b>4.0%</b>
<b>College of Law</b>								
220101 - Law	0	0	0	0	249	0	249	
220202 - American Law for Foreigners	<u>0</u>	<u>4</u>	<u>0</u>	<u>0</u>	<u>0</u>	<u>0</u>	<u>4</u>	
<b>College of Law Totals</b>	<b>0</b>	<b>4</b>	<b>0</b>	<b>0</b>	<b>249</b>	<b>0</b>	<b>253</b>	<b>2.3%</b>
<b>College of Medicine</b>								
260102 - Biomedical Science	0	10	3	0	0	0	13	
511201 - Medicine	<u>0</u>	<u>0</u>	<u>0</u>	<u>0</u>	<u>0</u>	<u>94</u>	<u>94</u>	
<b>College of Medicine Totals</b>	<b>0</b>	<b>10</b>	<b>3</b>	<b>0</b>	<b>0</b>	<b>94</b>	<b>107</b>	<b>1.0%</b>
<b>College of Music</b>								
131312 - Music Education	61	24	11	0	0	0	96	
500704 - Arts Administration - Music	0	11	0	0	0	0	11	
500901 - Music (Liberal Arts)	57	2	0	0	0	0	59	
500903 - Music Performance	31	37	23	0	0	0	91	
500904 - Music Composition	2	6	1	0	0	0	9	
500905 - Musicology	0	2	7	0	0	0	9	
500908 - Opera Production	0	1	0	0	0	0	1	
512305 - Music Therapy	<u>13</u>	<u>8</u>	<u>0</u>	<u>0</u>	<u>0</u>	<u>0</u>	<u>21</u>	
<b>College of Music Totals</b>	<b>164</b>	<b>91</b>	<b>42</b>	<b>0</b>	<b>0</b>	<b>0</b>	<b>297</b>	<b>2.7%</b>
<b>511601 - College of Nursing</b>	<b>220</b>	<b>38</b>	<b>0</b>	<b>0</b>	<b>0</b>	<b>0</b>	<b>258</b>	<b>2.4%</b>
<b>College of Social Sciences &amp; Public Policy</b>								
040301 - Urban & Regional Planning	0	47	2	0	0	0	49	
050103 - Asian Studies	9	6	0	0	0	0	15	
050105 - Russian & East European Studies	4	3	0	0	0	0	7	
050201 - African-American Studies	2	0	0	0	0	0	2	
440401 - Public Administration	0	40	7	0	0	0	47	
450101 - Social Science	300	1	0	0	0	0	301	
450501 - Demography	0	7	0	0	0	0	7	
450601 - Economics	194	21	9	0	0	0	224	
450701 - Geography	119	7	4	0	0	0	130	
450702 - Geographic Information Science	0	23	0	0	0	0	23	
450901 - International Affairs	307	42	0	0	0	0	349	
451001 - Political Science	387	51	3	0	0	0	441	
451101 - Sociology	153	15	7	0	0	0	175	
512201 - Public Health	<u>0</u>	<u>18</u>	<u>0</u>	<u>0</u>	<u>0</u>	<u>0</u>	<u>18</u>	
<b>College of Social Sciences Totals</b>	<b>1,475</b>	<b>281</b>	<b>32</b>	<b>0</b>	<b>0</b>	<b>0</b>	<b>1,788</b>	<b>16.5%</b>
<b>440701 - College of Social Work</b>	<b>106</b>	<b>166</b>	<b>7</b>	<b>0</b>	<b>0</b>	<b>0</b>	<b>279</b>	<b>2.6%</b>
<b>College of Visual Arts, Theatre &amp; Dance</b>								
131302 - Art Education	9	3	3	0	0	0	15	
500301 - Dance	12	11	0	0	0	0	23	
500399 - American Dance Studies	0	2	0	0	0	0	2	
500408 - Interior Design	35	11	0	0	0	0	46	
500409 - Graphic Design	19	0	0	0	0	0	19	
500501 - Theatre	62	32	1	0	0	0	95	
500702 - Studio Art	137	10	0	0	0	0	147	
500703 - History & Criticism of Art	43	11	2	0	0	0	56	
500704 - Arts Administration - Art	0	11	0	0	0	0	11	
512301 - Art Therapy	<u>0</u>	<u>14</u>	<u>0</u>	<u>0</u>	<u>0</u>	<u>0</u>	<u>14</u>	
<b>School of Visual Arts, Theatre &amp; Dance Totals</b>	<b>317</b>	<b>105</b>	<b>6</b>	<b>0</b>	<b>0</b>	<b>0</b>	<b>428</b>	<b>3.9%</b>
<b>University Totals</b>	<b>7,927</b>	<b>2,203</b>	<b>340</b>	<b>42</b>	<b>249</b>	<b>94</b>	<b>10,855</b>	<b>100.0%</b>

Source: Final Student Information Files (SIF) - Summer 2009, Fall 2009 & Spring 2010

## Degrees Awarded by College by Year (Summer, Fall, Spring)

	<u>2004-05</u>	<u>2005-06</u>	<u>2006-07</u>	<u>2007-08</u>	<u>2008-09</u>	<u>2009-10</u>	<u>6 Year Change</u>
<b>College of Arts &amp; Sciences</b>							
Baccalaureate Degree	1,325	1,422	1,496	1,591	1,608	1,572	18.6%
Master's Degree	303	322	295	282	273	266	-12.2%
Doctoral Degree	<u>94</u>	<u>130</u>	<u>150</u>	<u>142</u>	<u>138</u>	<u>139</u>	47.9%
<b>Total</b>	<b>1,722</b>	<b>1,874</b>	<b>1,941</b>	<b>2,015</b>	<b>2,019</b>	<b>1,977</b>	<b>14.8%</b>
<b>College of Business</b>							
Baccalaureate Degree	1,433	1,441	1,400	1,457	1,426	1,574	9.8%
Master's Degree	163	156	206	235	266	295	81.0%
Doctoral Degree	<u>17</u>	<u>7</u>	<u>19</u>	<u>21</u>	<u>13</u>	<u>18</u>	5.9%
<b>Total</b>	<b>1,613</b>	<b>1,604</b>	<b>1,625</b>	<b>1,713</b>	<b>1,705</b>	<b>1,887</b>	<b>17.0%</b>
<b>College of Communication (Merged with Information to form the College of Communication and Information in Summer 2009)</b>							
Baccalaureate Degree	375	358	327	343	358		N/A
Master's Degree	84	114	97	134	119		N/A
Doctoral Degree	<u>7</u>	<u>7</u>	<u>11</u>	<u>15</u>	<u>9</u>		N/A
<b>Total</b>	<b>466</b>	<b>479</b>	<b>435</b>	<b>492</b>	<b>486</b>		<b>N/A</b>
<b>College of Communication and Information</b>							
Baccalaureate Degree						483	N/A
Master's Degree						415	N/A
Specialist Degree						5	N/A
Doctoral Degree						<u>20</u>	N/A
<b>Total</b>						<b>923</b>	<b>N/A</b>
<b>College of Criminology &amp; Criminal Justice</b>							
Baccalaureate Degree	383	392	391	432	349	386	-0.8%
Master's Degree	27	29	33	38	35	50	85.2%
Doctoral Degree	<u>6</u>	<u>4</u>	<u>3</u>	<u>9</u>	<u>0</u>	<u>3</u>	-50.0%
<b>Total</b>	<b>416</b>	<b>425</b>	<b>427</b>	<b>479</b>	<b>384</b>	<b>439</b>	<b>5.5%</b>
<b>College of Education</b>							
Baccalaureate Degree	512	425	514	574	581	551	7.6%
Master's Degree	295	347	350	333	400	359	21.7%
Specialist Degree	34	46	51	51	46	37	8.8%
Doctoral Degree	<u>63</u>	<u>74</u>	<u>39</u>	<u>64</u>	<u>65</u>	<u>38</u>	-39.7%
<b>Total</b>	<b>904</b>	<b>892</b>	<b>954</b>	<b>1,022</b>	<b>1,092</b>	<b>985</b>	<b>9.0%</b>
<b>College of Engineering</b>							
Baccalaureate Degree	221	240	230	266	253	253	14.5%
Master's Degree	51	43	42	54	52	43	-15.7%
Doctoral Degree	<u>17</u>	<u>17</u>	<u>24</u>	<u>22</u>	<u>18</u>	<u>15</u>	-11.8%
<b>Total</b>	<b>289</b>	<b>300</b>	<b>296</b>	<b>342</b>	<b>323</b>	<b>311</b>	<b>7.6%</b>
<b>College of Human Sciences</b>							
Baccalaureate Degree	611	667	731	731	798	800	30.9%
Master's Degree	35	31	42	42	47	52	48.6%
Doctoral Degree	<u>9</u>	<u>12</u>	<u>12</u>	<u>16</u>	<u>16</u>	<u>16</u>	77.8%
<b>Total</b>	<b>655</b>	<b>710</b>	<b>785</b>	<b>789</b>	<b>861</b>	<b>869</b>	<b>32.7%</b>
<b>College of Information (Merged with Communication to form the College of Communication and Information in Summer 2009)</b>							
Baccalaureate Degree	215	163	110	103	113		N/A
Master's Degree	144	177	250	268	240		N/A
Specialist Degree	10	5	3	10	1		N/A
Doctoral Degree	<u>7</u>	<u>3</u>	<u>3</u>	<u>8</u>	<u>4</u>		N/A
<b>Total</b>	<b>376</b>	<b>348</b>	<b>366</b>	<b>389</b>	<b>358</b>		<b>N/A</b>
<b>College of Law</b>							
Master's Degree			1	0	1	4	N/A
Juris Doctorate Degree	<u>274</u>	<u>240</u>	<u>233</u>	<u>305</u>	<u>263</u>	<u>249</u>	-9.1%
<b>Total</b>	<b>274</b>	<b>240</b>	<b>234</b>	<b>305</b>	<b>264</b>	<b>253</b>	<b>-7.7%</b>

## Degrees Awarded by College by Year (Summer, Fall, Spring)

	<u>2004-05</u>	<u>2005-06</u>	<u>2006-07</u>	<u>2007-08</u>	<u>2008-09</u>	<u>2009-10</u>	<u>6 Year Change</u>
<b>College of Medicine</b>							
Master's Degree						10	N/A
Doctoral Degree					2	3	N/A
Medical Doctorate Degree	<u>27</u>	<u>36</u>	<u>48</u>	<u>57</u>	<u>74</u>	<u>94</u>	248.1%
<b>Total</b>	<b>27</b>	<b>36</b>	<b>48</b>	<b>57</b>	<b>76</b>	<b>107</b>	<b>296.3%</b>
<b>College of Motion Picture Arts</b>							
Baccalaureate Degree	29	22	31	25	25	26	-10.3%
Master's Degree	<u>22</u>	<u>24</u>	<u>27</u>	<u>22</u>	<u>29</u>	<u>28</u>	27.3%
<b>Total</b>	<b>51</b>	<b>46</b>	<b>58</b>	<b>47</b>	<b>54</b>	<b>54</b>	<b>5.9%</b>
<b>College of Music</b>							
Baccalaureate Degree	129	124	138	136	146	164	27.1%
Master's Degree	105	95	114	101	118	102	-2.9%
Doctoral Degree	<u>28</u>	<u>25</u>	<u>37</u>	<u>30</u>	<u>34</u>	<u>42</u>	50.0%
<b>Total</b>	<b>262</b>	<b>244</b>	<b>289</b>	<b>267</b>	<b>298</b>	<b>308</b>	<b>17.6%</b>
<b>College of Nursing</b>							
Baccalaureate Degree	188	168	171	186	189	220	17.0%
Master's Degree	<u>8</u>	<u>15</u>	<u>22</u>	<u>23</u>	<u>24</u>	<u>38</u>	375.0%
<b>Total</b>	<b>204</b>	<b>183</b>	<b>193</b>	<b>209</b>	<b>213</b>	<b>258</b>	<b>26.5%</b>
<b>College of Social Sciences &amp; Public Policy</b>							
Baccalaureate Degree	987	1,064	1,187	1,298	1,339	1,475	49.4%
Master's Degree	210	207	240	235	223	281	33.8%
Doctoral Degree	<u>15</u>	<u>29</u>	<u>33</u>	<u>23</u>	<u>34</u>	<u>32</u>	113.3%
<b>Total</b>	<b>1,212</b>	<b>1,300</b>	<b>1,460</b>	<b>1,556</b>	<b>1,596</b>	<b>1,788</b>	<b>47.5%</b>
<b>College of Social Work</b>							
Baccalaureate Degree	126	123	132	133	99	106	-15.9%
Master's Degree	153	153	179	216	192	166	8.5%
Doctoral Degree	<u>0</u>	<u>5</u>	<u>5</u>	<u>4</u>	<u>1</u>	<u>7</u>	N/A
<b>Total</b>	<b>279</b>	<b>281</b>	<b>316</b>	<b>353</b>	<b>292</b>	<b>279</b>	<b>0.0%</b>
<b>School of Theatre (Merged with Visual Arts &amp; Dance in Summer 2005)</b>							
Baccalaureate Degree	87						
Master's Degree	27						
Doctoral Degree	<u>2</u>						
<b>Total</b>	<b>116</b>						
<b>College of Visual Arts, Theatre &amp; Dance</b>							
Baccalaureate Degree	235	329	331	340	346	317	34.9%
Master's Degree	46	108	91	92	110	94	104.3%
Specialist Degree	0	0	0	1	0	0	0.0%
Doctoral Degree	<u>11</u>	<u>12</u>	<u>14</u>	<u>14</u>	<u>9</u>	<u>6</u>	-45.5%
<b>Total</b>	<b>292</b>	<b>449</b>	<b>436</b>	<b>447</b>	<b>465</b>	<b>417</b>	<b>42.8%</b>
<b>University Degree Totals</b>							
Baccalaureate Degree	6,856	6,938	7,189	7,615	7,630	7,927	15.6%
Master's Degree	1,681	1,821	1,989	2,075	2,129	2,203	31.1%
Specialist Degree	44	51	54	62	47	42	-4.5%
Juris Doctorate Degree	274	240	233	305	263	249	-9.1%
Medical Doctorate Degree	27	36	48	57	74	94	248.1%
Doctoral Degree	<u>276</u>	<u>325</u>	<u>350</u>	<u>368</u>	<u>343</u>	<u>340</u>	23.2%
<b>Total</b>	<b>9,158</b>	<b>9,411</b>	<b>9,863</b>	<b>10,482</b>	<b>10,486</b>	<b>10,855</b>	<b>18.5%</b>

Source: Final Student Instruction Files (SIF)

Online Resource: The degrees awarded reports can be accessed online at [ir.fsu.edu/degreesawarded/degreesawarded.htm](http://ir.fsu.edu/degreesawarded/degreesawarded.htm)

## Enrollment History: Headcount by Level

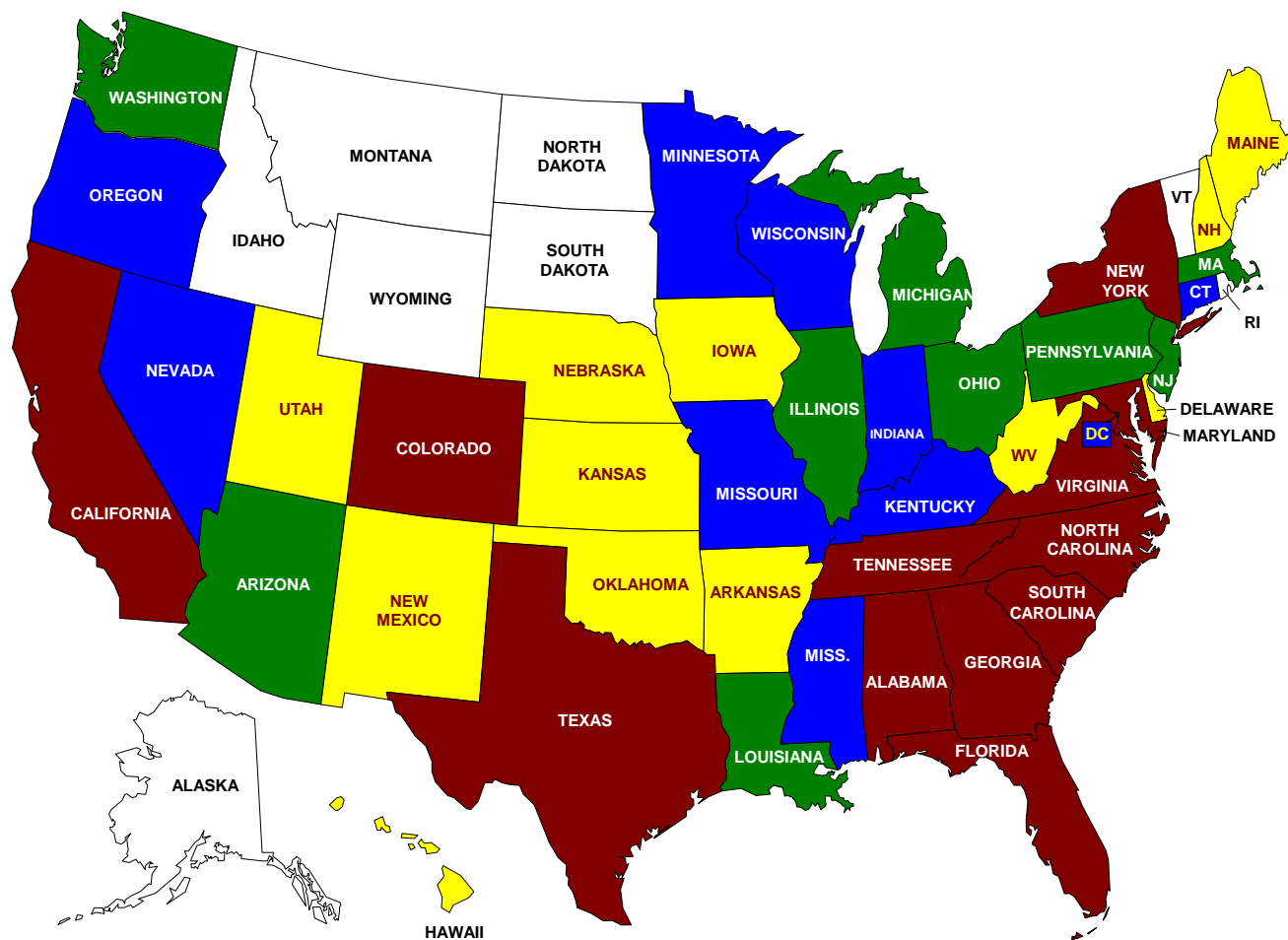
### Selected Fall Terms Since 1908

<u>Year</u>	<u>Undergraduate</u>	<u>Graduate</u>	<u>Other</u>	<u>Total</u>	<u>Year</u>	<u>Undergraduate</u>	<u>Graduate</u>	<u>Other</u>	<u>Total</u>
1908	64	5	188	257	1960	7,365	1,335	319	9,019
1909	64	0	209	273	1961	7,985	1,432	418	9,835
1910	86	2	192	280	1962	8,466	1,577	348	10,391
1911	131	1	183	315	1963	9,020	1,669	372	11,061
1912	146	5	227	378	1964	9,760	2,008	367	12,135
1913	114	12	264	390	1965	10,576	2,177	447	13,200
1914	110	7	268	385	1966	11,395	2,558	366	14,319
1915	143	6	402	551	1967	11,817	3,167	218	15,202
1916	159	3	457	619	1968	12,443	3,611	249	16,303
1917	236	1	322	559	1969	13,054	3,679	287	17,020
1918	321	1	276	598	1970	12,863	3,813	316	16,992
1919	367	2	293	662	1971	13,729	3,905	733	18,367
1920	357	1	307	665	1972	14,367	4,009	784	19,160
1921	419	1	225	645	1973	14,935	3,940	1,515	20,390
1922	694	7	76	777	1974	15,314	4,123	1,600	21,037
1923	873	0	91	964	1975	15,685	4,171	1,808	21,664
1924	1,108	0	100	1,208	1976	15,859	4,101	1,644	21,604
1925	1,296	3	98	1,397	1977	15,350	4,137	1,412	20,899
1926	1,272	5	84	1,361	1978	15,182	4,241	1,628	21,051
1927	1,418	3	13	1,434	1979	15,593	4,151	1,717	21,461
1928	1,563	12	19	1,594	1980	16,653	4,314	1,457	22,424
1929	1,603	10	29	1,642	1981	16,972	4,286	1,105	22,363
1930	1,709	10	68	1,787	1982	16,554	4,222	1,244	22,020
1931	1,697	10	66	1,773	1983	15,871	4,071	1,123	21,065
1932	1,740	18	34	1,792	1984	16,035	4,105	1,180	21,320
1933	1,510	13	37	1,560	1985	16,151	4,191	1,416	21,758
1934	1,574	16	37	1,627	1986	17,071	4,319	1,748	23,138
1935	1,670	13	58	1,741	1987	18,062	4,352	1,577	23,991
1936	1,759	14	50	1,823	1988	19,851	4,759	1,415	26,025
1937	1,780	20	50	1,850	1989	21,300	5,182	1,595	28,077
1938	1,784	30	56	1,870	1990	21,341	5,424	1,562	28,327
1939	1,958	30	56	2,044	1991	21,300	5,512	1,795	28,607
1940	1,946	27	56	2,029	1992	21,116	5,758	1,638	28,512
1941	1,956	32	46	2,034	1993	21,318	5,715	1,636	28,669
1942	1,841	21	69	1,931	1994	22,202	5,649	1,779	29,630
1943	1,999	16	64	2,079	1995	22,554	5,856	1,858	30,268
1944	2,177	20	68	2,265	1996	22,408	5,929	1,927	30,264
1945	2,501	16	65	2,582	1997	22,850	5,903	1,766	30,519
1946	2,528	19	36	2,583	1998	23,875	5,685	1,633	31,193
1947*	3,870	104	41	4,015	1999	25,146	6,215	1,966	33,327
1948	4,738	305	100	5,143	2000	26,422	6,367	1,688	34,477
1949	5,014	515	80	5,609	2001	27,125	6,317	2,020	35,462
1950	4,537	779	165	5,481	2002	28,740	6,605	1,338	36,683
1951	4,532	778	166	5,476	2003	29,297	6,851	1,180	37,328
1952	3,825	874	150	4,849	2004	30,015	7,456	1,415	38,886
1953	3,899	847	282	5,028	2005	30,418	7,926	1,308	39,652
1954	4,578	819	253	5,650	2006	31,058	8,174	1,242	40,474
1955	5,304	819	292	6,415	2007	31,508	8,529	1,028	41,065
1956	5,838	861	283	6,982	2008	29,644	8,370	1,122	39,136
1957	6,037	888	278	7,203	2009	30,457	8,557	1,241	40,255
1958	6,195	1,080	240	7,515	2010	31,005	8,511	1,322	40,838
1959	6,714	1,194	271	8,179					

\*FSU returned to a co-educational institution in 1947 after having been a women's college since 1905.

Source: *Office of Institutional Research Internal Files (taken from FSCW catalogues and FSU Fact Books)*

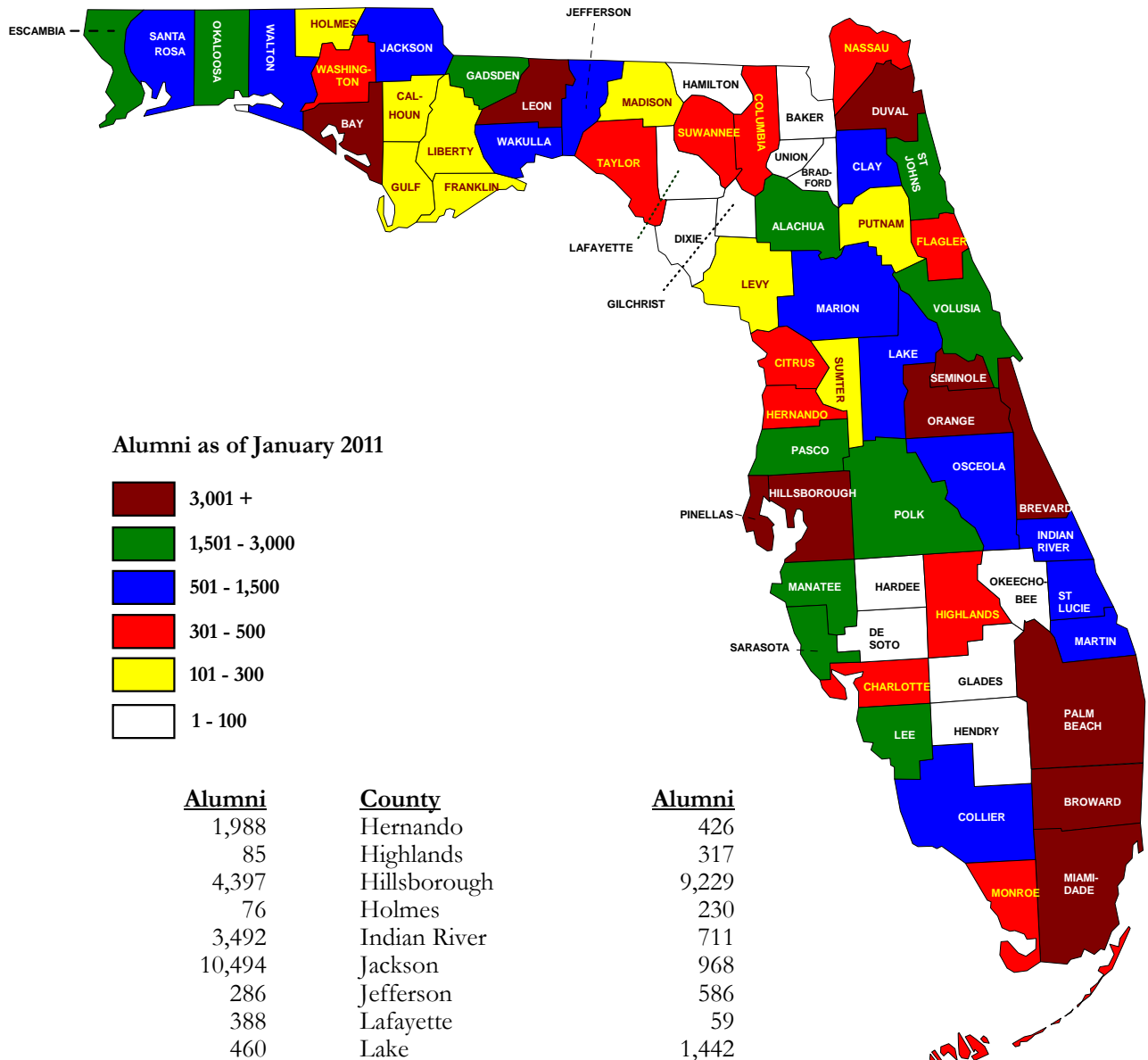
## Residence of Alumni by State




<u>State</u>	<u>Alumni</u>	<u>State</u>	<u>Alumni</u>	<u>State</u>	<u>Alumni</u>
Alabama	3,013	Maryland	2,644	South Carolina	2,626
Alaska	195	Massachusetts	1,600	South Dakota	88
Arizona	1,315	Michigan	1,048	Tennessee	3,114
Arkansas	481	Minnesota	630	Texas	6,127
California	6,636	Mississippi	775	Utah	324
Colorado	2,515	Missouri	945	Vermont	163
Connecticut	909	Montana	200	Virginia	5,773
Delaware	214	Nebraska	213	Washington	1,470
District of Columbia	689	Nevada	547	West Virginia	242
Florida	148,365	New Hampshire	319	Wisconsin	610
Georgia	17,285	New Jersey	1,748	Wyoming	104
Hawaii	348	New Mexico	488		
Idaho	197	New York	3,984	Military APO/FPO	435
Illinois	2,363	North Carolina	6,863	Puerto Rico	183
Indiana	894	North Dakota	71	U.S. Virgin Islands	64
Iowa	290	Ohio	1,656	Foreign	1,539
Kansas	442	Oklahoma	455	Unknown	39,898
Kentucky	958	Oregon	743	Deceased	18,740
Louisiana	1,161	Pennsylvania	1,924	<b>Total - All Alumni</b>	<b>297,101</b>
Maine	285	Rhode Island	193		

Source: Florida State University Alumni Association - January 2011

# Residence of Alumni by Florida County



Alumni as of January 2011



**County**

County	Alumni
Alachua	1,988
Baker	85
Bay	4,397
Bradford	76
Brevard	3,492
Broward	10,494
Calhoun	286
Charlotte	388
Citrus	460
Clay	1,479
Collier	1,050
Columbia	377
Miami-Dade	8,820
DeSoto	52
Dixie	60
Duval	8,384
Escambia	2,273
Flagler	356
Franklin	262
Gadsden	1,503
Gilchrist	73
Glades	18
Gulf	244
Hamilton	70
Hardee	71
Hendry	83

**County**

County	Alumni
Hernando	426
Highlands	317
Hillsborough	9,229
Holmes	230
Indian River	711
Jackson	968
Jefferson	586
Lafayette	59
Lake	1,442
Lee	2,146
Leon	32,940
Levy	149
Liberty	182
Madison	238
Manatee	1,815
Marion	1,336
Martin	979
Monroe	467
Nassau	459
Okaloosa	1,963
Okeechobee	75
Orange	8,373
Osceola	604
Palm Beach	7,928
Pasco	1,612
Pinellas	6,967

**County**

County	Alumni
Polk	2,466
Putnam	286
St. Johns	2,498
St. Lucie	827
Santa Rosa	1,171
Sarasota	2,175
Seminole	3,942
Sumter	197
Suwannee	364
Taylor	392
Union	38
Volusia	2,639
Wakulla	1,284
Walton	659
Washington	379
<b>Total - Fla Residents</b>	<b>148,359</b>

Source: Florida State University Alumni Association - January 2011

# Panama City Campus Student Headcount Enrollment, Fall Semesters

The Panama City Campus of The Florida State University began operations in 1967 when three universities started offering courses to area students. The University of West Florida was assigned to administer the campus in 1971, and that administrative responsibility was transferred to The Florida State University in July, 1982. The Bay County Commission donated a 26 acre waterfront site for constructing new campus facilities to replace buildings loaned by the Bay County School Board and Gulf Coast Community College. Construction of the new campus facilities began in 1983, and the new buildings were ready for use during the 1987 spring semester. The Holley Academic Center opened in spring 2009 and includes 10 teaching laboratories.

The Florida State University's newest college, the College of Applied Studies, makes its home at the Florida State University Panama City campus. The College of Applied Studies was established to enable Florida State University Panama City to respond to the educational needs of the citizens of Northwest Florida and beyond.

Students enrolled at the Panama City campus are served by a 28 full-time faculty, plus additional faculty who travel from the Tallahassee campus (<http://www.pc.fsu.edu/Faculty/Directory>). Area students are offered many of the same courses and structure, content, and expertise available to Tallahassee campus students.

## Student Headcount Enrollment

Degree Program	Fall 2009						Fall 2010					
	<u>L</u>	<u>U</u>	<u>B</u>	<u>A</u>	<u>Total</u>	<u>%</u>	<u>L</u>	<u>U</u>	<u>B</u>	<u>A</u>	<u>Total</u>	<u>%</u>
<b>11-College of Arts &amp; Sciences</b>												
1166-Computer Science	0	14	7	0	21		0	19	2	0	21	
1184-Psychology	<u>0</u>	<u>45</u>	<u>29</u>	<u>0</u>	<u>74</u>		<u>0</u>	<u>58</u>	<u>26</u>	<u>0</u>	<u>74</u>	
<b>Arts &amp; Sciences Totals</b>	<b>0</b>	<b>59</b>	<b>36</b>	<b>0</b>	<b>95</b>	<b>9.1%</b>	<b>0</b>	<b>77</b>	<b>28</b>	<b>0</b>	<b>105</b>	<b>9.7%</b>
<b>21-College of Business</b>												
2101-Accounting	0	56	0	0	56		0	65	0	0	65	
2113-Business Administration	0	134	24	0	158		0	122	7	0	129	
2143-Finance	0	2	0	0	2		0	0	0	0	0	
2165-Management Information Systems	0	0	2	0	2		0	1	2	0	3	
2166-Management	0	0	1	0	1		0	0	0	0	0	
2199-Business, NFA	<u>0</u>	<u>6</u>	<u>0</u>	<u>0</u>	<u>6</u>		<u>0</u>	<u>6</u>	<u>0</u>	<u>0</u>	<u>6</u>	
<b>Business Totals</b>	<b>0</b>	<b>198</b>	<b>27</b>	<b>0</b>	<b>225</b>	<b>21.4%</b>	<b>0</b>	<b>194</b>	<b>9</b>	<b>0</b>	<b>203</b>	<b>18.8%</b>
<b>22-College of Education</b>												
2206-Educational Leadership & Policy	0	0	8	1	9		0	0	6	2	8	
2209-School of Teacher Education	<u>2</u>	<u>161</u>	<u>26</u>	<u>0</u>	<u>189</u>		<u>0</u>	<u>149</u>	<u>21</u>	<u>2</u>	<u>172</u>	
<b>Education Totals</b>	<b>2</b>	<b>161</b>	<b>34</b>	<b>1</b>	<b>198</b>	<b>18.9%</b>	<b>0</b>	<b>149</b>	<b>27</b>	<b>4</b>	<b>180</b>	<b>16.7%</b>
<b>24-College of Nursing</b>												
<b>24-College of Nursing</b>	<b>0</b>	<b>14</b>	<b>5</b>	<b>3</b>	<b>22</b>	<b>2.1%</b>	<b>0</b>	<b>0</b>	<b>14</b>	<b>6</b>	<b>20</b>	<b>1.9%</b>
<b>32-College of Social Sciences &amp; Public Policy</b>												
3249-Political Science	0	0	0	0	0		0	1	0	0	1	
3288-Social Science	0	66	0	0	66		0	83	0	0	83	
3290-Sociology	0	0	0	0	0		0	1	0	0	1	
3299-International Affairs	<u>0</u>	<u>2</u>	<u>0</u>	<u>0</u>	<u>2</u>		<u>0</u>	<u>0</u>	<u>0</u>	<u>0</u>	<u>0</u>	
<b>Social Sciences Totals</b>	<b>0</b>	<b>68</b>	<b>0</b>	<b>0</b>	<b>68</b>	<b>6.5%</b>	<b>0</b>	<b>85</b>	<b>0</b>	<b>0</b>	<b>85</b>	<b>7.9%</b>
<b>3389-College of Social Work</b>												
<b>3389-College of Social Work</b>	<b>0</b>	<b>25</b>	<b>25</b>	<b>0</b>	<b>50</b>	<b>4.8%</b>	<b>1</b>	<b>35</b>	<b>30</b>	<b>0</b>	<b>66</b>	<b>6.1%</b>
<b>34-College of Criminology &amp; Criminal Justice</b>												
3494-Criminology & Criminal Justice	0	90	5	0	95		0	101	13	0	114	
3477-Criminology (joint degree)	<u>0</u>	<u>0</u>	<u>1</u>	<u>0</u>	<u>1</u>		<u>0</u>	<u>0</u>	<u>0</u>	<u>0</u>	<u>0</u>	
<b>Criminology Totals</b>	<b>0</b>	<b>90</b>	<b>6</b>	<b>0</b>	<b>96</b>	<b>9.1%</b>	<b>0</b>	<b>101</b>	<b>13</b>	<b>0</b>	<b>114</b>	<b>10.6%</b>

# Panama City Campus Student Headcount Enrollment, Fall Semesters

## Student Headcount Enrollment (cont.)

Degree Program	Fall 2009						Fall 2010					
	L	U	B	A	Total	%	L	U	B	A	Total	%
<b>41-College of Communication &amp; Information*</b>												
4101-Communication	0	100	18	0	118		0	116	9	0	125	
4165-Information Studies	0	1	7	0	8		0	0	6	0	6	
4185- Communication Disorders	0	0	1	0	1		0	0	1	0	1	
<b>Communication &amp; Information Totals</b>	<b>0</b>	<b>101</b>	<b>26</b>	<b>0</b>	<b>127</b>	<b>12.1%</b>	<b>0</b>	<b>116</b>	<b>16</b>	<b>0</b>	<b>132</b>	<b>12.2%</b>
<b>42-College of Visual Arts, Theatre &amp; Dance</b>												
4208-Art History	0	1	0	0	1		0	1	0	0	1	
<b>Visual Arts, Theatre &amp; Dance Totals</b>	<b>0</b>	<b>1</b>	<b>0</b>	<b>0</b>	<b>1</b>	<b>0.1%</b>	<b>0</b>	<b>1</b>	<b>0</b>	<b>0</b>	<b>1</b>	<b>0.1%</b>
<b>55-College of Engineering</b>												
5550-Civil & Environmental Engineering	0	17	0	0	17		0	45	0	0	45	
5570-Industrial Engineering	0	1	0	0	1		0	0	0	0	0	
5580-Electrical & Computer Engineering	0	27	1	0	28		0	35	5	0	40	
5599-Engineering, NFA	0	28	0	0	28		0	13	0	0	13	
<b>Engineering Totals</b>	<b>0</b>	<b>73</b>	<b>1</b>	<b>0</b>	<b>74</b>	<b>7.0%</b>	<b>0</b>	<b>93</b>	<b>5</b>	<b>0</b>	<b>98</b>	<b>9.1%</b>
<b>Total Degree Seeking</b>	<b>2</b>	<b>790</b>	<b>160</b>	<b>4</b>	<b>956</b>	<b>91.1%</b>	<b>2</b>	<b>851</b>	<b>142</b>	<b>10</b>	<b>1,004</b>	<b>93.0%</b>
<i>9200-Non-degree Seeking</i>	<i>0</i>	<i>0</i>	<i>0</i>	<i>0</i>	<i>93</i>	<i>8.9%</i>	<i>0</i>	<i>0</i>	<i>0</i>	<i>0</i>	<i>75</i>	<i>7.0%</i>
<b>Panama City Totals</b>	<b>2</b>	<b>790</b>	<b>160</b>	<b>4</b>	<b>1,049</b>	<b>100.0%</b>	<b>1</b>	<b>851</b>	<b>142</b>	<b>10</b>	<b>1,079</b>	<b>100.0%</b>

KEY: L – Lower; U – Upper; B – Beginning Graduate; A – Advanced Graduate; NFA – Not Formally Admitted

\*The College of Information and the College of Communication merged in fall 2009 to form the College of Communication and Information.

## Origins of Students, Fall 2010

<i>By County</i>		<i>By State</i>		<i>By Nation</i>	
Alachua .....	2	Alabama .....	15	Belarus .....	2
Bay .....	716	California .....	3	Brazil .....	1
Brevard .....	2	Florida .....	1,019	Canada .....	2
Broward .....	5	Georgia .....	2	Czech Republic .....	1
Calhoun .....	18	Illinois .....	2	India .....	1
Columbia .....	1	Michigan .....	1	Israel .....	1
Dade .....	2	Mississippi .....	1	Japan .....	1
Duval .....	2	North Carolina .....	1	Latvia .....	1
Escambia .....	6	Nebraska .....	1	Mexico .....	1
Franklin .....	6	Nevada .....	1	Pakistan .....	1
Gadsden .....	4	New Mexico .....	1	Peru .....	1
Gulf .....	23	New York .....	2	Romania .....	2
Hillsborough .....	4	Pennsylvania .....	1	Russia .....	2
Holmes .....	16	Texas .....	2	Spain .....	1
Jackson .....	41	Virginia .....	3	Syria .....	1
Lake .....	1	Non-USA .....	24	Ukraine .....	1
Leon .....	22	<b>Total .....</b>	<b>1,079</b>	United Kingdom .....	1
Liberty .....	4			United States .....	1,055
Manatee .....	2			Uzbekistan .....	2
Marion .....	1			Venezuela .....	1
Martin .....	1			<b>Total .....</b>	<b>1,079</b>
Okaloosa .....	48				

# Panama City Campus Student Headcount Enrollment, Fall Semesters

	<u>2006</u>		<u>2007</u>		<u>2008</u>		<u>2009</u>		<u>2010</u>	
<b>By College</b>										
Arts & Sciences	112	10.4%	93	9.5%	83	8.5%	95	9.1%	105	9.7%
Business	186	17.3%	178	18.2%	201	20.5%	225	21.4%	203	18.8%
Communication	90	8.4%	98	10.0%	84	8.6%	--	--	--	--
Communication & Info.	--	--	--	--	--	--	127	12.1%	132	12.2%
Crim. & Criminal Justice	76	7.1%	75	7.7%	76	7.7%	96	9.1%	114	10.6%
Education	224	20.9%	241	24.7%	202	20.6%	198	18.9%	180	16.7%
Engineering	64	6.0%	68	7.0%	70	7.1%	74	7.0%	98	9.1%
Human Sciences	1	0.1%	0	0.0%	0	0.0%	0	0.0%	0	0.0%
Information	26	2.4%	13	1.3%	12	1.2%	--	--	--	--
Nursing	49	4.6%	38	3.9%	30	3.1%	22	2.1%	20	1.9%
Social Sci. and Public Policy	55	5.1%	44	4.5%	60	6.1%	68	6.5%	85	7.9%
Social Work	54	5.0%	53	5.4%	57	5.8%	50	4.8%	66	6.1%
Visual Arts Theatre & Dance	0	0.0%	0	0.0%	1	0.1%	1	0.1%	1	0.1%
Special/Undecided	<u>136</u>	<u>12.7%</u>	<u>76</u>	<u>7.8%</u>	<u>106</u>	<u>10.8%</u>	<u>93</u>	<u>8.9%</u>	<u>75</u>	<u>7.0%</u>
<b>Total</b>	<b>1,073</b>	<b>100.0%</b>	<b>977</b>	<b>100.0%</b>	<b>982</b>	<b>100.0%</b>	<b>1,049</b>	<b>100.0%</b>	<b>1,079</b>	<b>100.0%</b>
<b>By Gender</b>										
Female	741	69.1%	661	67.7%	644	65.6%	673	64.2%	677	62.8%
Male	<u>332</u>	<u>30.9%</u>	<u>316</u>	<u>32.3%</u>	<u>338</u>	<u>34.4%</u>	<u>376</u>	<u>35.8%</u>	<u>402</u>	<u>37.2%</u>
<b>Total</b>	<b>1,073</b>	<b>100.0%</b>	<b>977</b>	<b>100.0%</b>	<b>982</b>	<b>100.0%</b>	<b>1,049</b>	<b>100.0%</b>	<b>1,079</b>	<b>100.0%</b>
<b>By Level</b>										
Freshman	0	0.0%	0	0.0%	0	0.0%	0	0.0%	0	0.0%
Sophomore	1	0.1%	1	0.1%	3	0.3%	2	0.2%	1	0.1%
Junior	344	32.1%	344	35.2%	331	33.7%	398	37.9%	434	40.2%
Senior	406	37.8%	375	38.4%	373	38.0%	392	37.4%	417	38.6%
Graduate	186	17.3%	181	18.5%	169	17.2%	164	15.6%	152	14.1%
Unclassified	<u>136</u>	<u>12.7%</u>	<u>76</u>	<u>7.8%</u>	<u>106</u>	<u>10.8%</u>	<u>93</u>	<u>8.9%</u>	<u>75</u>	<u>7.0%</u>
<b>Total</b>	<b>1,073</b>	<b>100.0%</b>	<b>977</b>	<b>100.0%</b>	<b>982</b>	<b>100.0%</b>	<b>1,049</b>	<b>100.0%</b>	<b>1,079</b>	<b>100.0%</b>
<b>By Ethnicity</b>										
White	904	84.2%	848	86.8%	844	85.9%	881	84.0%	909	84.2%
Black	80	7.5%	55	5.6%	61	6.2%	69	6.6%	78	7.2%
Hispanic	32	3.0%	27	2.8%	27	2.8%	33	3.2%	43	4.0%
Asian	32	3.0%	27	2.8%	28	2.9%	31	3.0%	22	2.1%
Native American	18	1.7%	16	1.6%	17	1.7%	12	1.1%	17	1.6%
Non-Resident Alien	1	0.1%	1	0.1%	0	0.0%	1	0.1%	0	0.0%
Not Reported	<u>6</u>	<u>0.5%</u>	<u>3</u>	<u>0.3%</u>	<u>5</u>	<u>0.5%</u>	<u>22</u>	<u>2.1%</u>	<u>10</u>	<u>0.9%</u>
<b>Total</b>	<b>1,073</b>	<b>100.0%</b>	<b>977</b>	<b>100.0%</b>	<b>982</b>	<b>100.0%</b>	<b>1,049</b>	<b>100.0%</b>	<b>1,079</b>	<b>100.0%</b>

## Enrollment by Age - Fall 2010

	Headcount Enrollment				Percentage			
	<u>Undergraduate</u>	<u>Graduate</u>	<u>Other</u>	<u>Total</u>	<u>Undergraduate</u>	<u>Graduate</u>	<u>Other</u>	<u>Total</u>
20 and below	88	0	7	95	10.3%	0.0%	9.3%	8.8%
21-22	243	10	7	260	28.5%	6.6%	9.3%	24.1%
23-25	180	37	12	229	21.1%	24.3%	16.0%	21.2%
26-30	127	28	12	167	14.9%	18.4%	16.0%	15.5%
31-40	121	40	17	178	14.2%	26.3%	22.7%	16.5%
41 and above	<u>93</u>	<u>37</u>	<u>20</u>	<u>150</u>	<u>10.9%</u>	<u>24.3%</u>	<u>26.7%</u>	<u>13.9%</u>
<b>Total</b>	<b>852</b>	<b>152</b>	<b>75</b>	<b>1,079</b>	<b>100.0%</b>	<b>100.0%</b>	<b>100.0%</b>	<b>100.0%</b>

Note: All Panama City Campus data on these pages are extracted from the total campus figures used throughout this Fact Book.

Online resource: The FSU-Panama City campus website can be accessed online at: <http://www.pc.fsu.edu/>

# Distance Learning Course Enrollment and Student Credit Hours

## Class Section Enrollment by CIP Classification\*

CIP Classification	Academic Year 2008-09				Academic Year 2009-10			
	Undergraduate	Graduate	Total	Percent	Undergraduate	Graduate	Total	Percent
04 - Architecture and Related Services	43	0	43	0.3%	105	0	105	0.6%
09 - Mass Communication	198	0	198	1.3%	286	0	286	1.5%
11 - Computer & Information Studies	238	0	238	1.5%	940	0	940	5.0%
13 - Education	24	1,375	1,399	8.8%	177	1,721	1,898	10.2%
16 - Foreign Languages	191	0	191	1.2%	346	0	346	1.9%
19 - Home Economics/Human Sciences	59	0	59	0.4%	473	0	473	2.5%
23 - Letters	143	22	165	1.0%	0	24	24	0.1%
24 - Liberal/General Studies	2,375	0	2,375	15.0%	2,790	0	2,790	14.9%
25 - Library & Information Studies	134	3,468	3,602	22.7%	9	3,203	3,212	17.2%
27 - Mathematics	1	0	1	0.0%	266	0	266	1.4%
31 - Parks, Recreation, Leisure & Fitness	0	134	134	0.8%	0	206	206	1.1%
40 - Physical Sciences	428	155	583	3.7%	298	99	397	2.1%
42 - Psychology	0	26	26	0.2%	0	66	66	0.4%
43 - Protective Services	0	258	258	1.6%	0	339	339	1.8%
44 - Public Affairs	44	518	562	3.5%	340	868	1,208	6.5%
45 - Social Sciences	2,434	0	2,434	15.3%	2,968	3	2,971	15.9%
50 - Visual & Performing Arts	762	0	762	4.8%	628	4	632	3.4%
51 - Health Professions & Related Sci.	783	644	1,427	9.0%	350	428	778	4.2%
52 - Business and Management	0	1,412	1,412	8.9%	0	1,759	1,759	9.4%
<b>Total</b>	<b>7,857</b>	<b>8,012</b>	<b>15,869</b>	<b>100.0%</b>	<b>9,976</b>	<b>8,720</b>	<b>18,696</b>	<b>100.0%</b>

Note: Due to duplicated counts, class section enrollment will differ from headcount enrollment

## Student Credit Hour Production in Course Sections\*

Academic Year	Fundable	Undergraduate Level			Fundable	Graduate Level		
		Non-Fund.	Total	Percent		Non-Fund.	Total	Percent
Summer 2006	2,913	747	3,660	23.6%	4,624	180	4,804	22.8%
Fall 2006	8,005	627	8,632	55.6%	7,882	489	8,371	39.6%
Spring 2007	2,751	485	3,236	20.8%	6,395	1,546	7,941	37.6%
<b>Total 2006-07</b>	<b>13,669</b>	<b>1,859</b>	<b>15,528</b>	<b>100.0%</b>	<b>18,901</b>	<b>2,215</b>	<b>21,116</b>	<b>100.0%</b>
Summer 2007	3,450	569	4,019	22.3%	5,429	584	6,013	25.4%
Fall 2007	4,845	647	5,492	30.5%	8,409	687	9,096	38.3%
Spring 2008	7,857	626	8,483	47.2%	6,836	1,763	8,599	36.3%
<b>Total 2007-08</b>	<b>16,152</b>	<b>1,842</b>	<b>17,994</b>	<b>100.0%</b>	<b>20,674</b>	<b>3,034</b>	<b>23,708</b>	<b>100.0%</b>
Summer 2008	3,713	712	4,425	19.1%	6,164	1,059	7,223	30.2%
Fall 2008	7,353	438	7,791	33.7%	7,734	907	8,641	36.1%
Spring 2009	10,155	782	10,937	47.2%	7,560	526	8,086	33.8%
<b>Total 2008-09</b>	<b>21,221</b>	<b>1,932</b>	<b>23,153</b>	<b>100.0%</b>	<b>21,458</b>	<b>2,492</b>	<b>23,950</b>	<b>100.0%</b>
Summer 2009	5,598	595	6,193	20.9%	7,174	783	7,957	30.2%
Fall 2009	10,599	740	11,339	38.2%	7,119	2,419	9,538	36.2%
Spring 2010	11,795	349	12,142	40.9%	6,713	2,145	8,858	33.6%
<b>Total 2009-10</b>	<b>27,992</b>	<b>1,682</b>	<b>29,674</b>	<b>100.0%</b>	<b>21,006</b>	<b>5,347</b>	<b>26,353</b>	<b>100.0%</b>

## Annual Full-Time Equivalency (FTE) in Course Sections\*

Academic Year	Undergraduate Level			Graduate Level		
	Fundable	Non-Fundable	Total	Fundable	Non-Fundable	Total
2006-07 Annual FTE	341.7	46.5	388.2	590.7	69.2	659.9
2007-08 Annual FTE	403.8	46.1	449.9	646.1	94.8	740.9
2008-09 Annual FTE	530.5	48.3	578.8	670.6	77.9	748.5
2009-10 Annual FTE	699.8	42.1	741.9	656.4	167.1	823.5

\* Includes all distance learning courses offered

# Enrollment by Location (Campus, International & Distance Learning)

## Student Headcount Enrollment by Location - 2010-11

	<u>Undergraduate</u>			<u>Graduate</u>			<u>Unclassified</u>			<u>Total</u>		
	Summer	Fall	Spring	Summer	Fall	Spring	Summer	Fall	Spring	Summer	Fall	Spring
Main Campus - Tallahassee*												
Leon County	15,217	29,627	28,549	4,485	7,023	6,712	560	619	517	20,262	37,269	35,778
Sarasota (Asolo Conservatory)	0	0	0	0	34	33	0	12	9	0	46	42
Panama City, Florida Campus	536	852	834	111	152	118	61	75	64	708	1,079	1,016
Republic of Panama Campus	57	53	46	0	0	0	244	222	339	301	275	385
Distance Learning	319	350	313	1,076	1,292	1,211	215	379	166	1,610	2,021	1,690
International Programs												
Cairns, Australia	11	0	0	0	0	0	1	0	0	12	0	0
Dubrovnik, Croatia	3	0	0	4	0	0	0	0	0	7	0	0
Florence, Italy	64	31	28	4	1	2	8	5	2	76	37	32
Italy (Cetamura Program)	10	0	0	3	0	0	1	0	0	14	0	0
Iquitos, Peru	9	0	0	2	1	1	1	0	0	12	1	1
Istanbul, Turkey	12	1	1	4	0	0	2	0	0	18	1	1
Leysin, Switzerland	30	0	0	0	0	0	1	0	0	31	0	0
London, England	96	52	48	42	7	19	32	6	4	170	65	71
Moscow, Russia	21	0	0	2	0	0	4	0	0	27	0	0
Oxford, England (Law)	0	0	0	38	0	0	6	0	0	44	0	0
Panama, Rep. of Panama	22	19	18	0	0	0	2	0	9	24	19	27
Paris, France	34	0	0	0	0	0	1	0	0	35	0	0
Prague, Czech. Republic	14	0	0	5	0	0	11	0	0	30	0	0
Tianjin, China	34	1	4	1	0	0	1	0	0	36	1	4
Valencia, Spain	148	19	43	6	0	2	9	4	13	163	23	58
High School Program	0	0	0	0	0	0	41	0	10	41	0	10
Social Work Field Study	4	0	0	1	1	0	4	0	0	9	1	0
Independent Study	1	0	2	0	0	0	0	0	0	1	0	2
<b>Total International Programs</b>	<b>513</b>	<b>123</b>	<b>144</b>	<b>112</b>	<b>10</b>	<b>24</b>	<b>125</b>	<b>15</b>	<b>38</b>	<b>750</b>	<b>148</b>	<b>206</b>
<b>Total FSU Enrollment</b>	<b>16,642</b>	<b>31,005</b>	<b>29,886</b>	<b>5,784</b>	<b>8,511</b>	<b>8,098</b>	<b>1,205</b>	<b>1,322</b>	<b>1,133</b>	<b>23,631</b>	<b>40,838</b>	<b>39,117</b>

\* The main campus headcount listed above are those students who take their entire courseload at FSU's main campus in Tallahassee. Includes Leon County facilities offering courses to Engineering, Nursing, and Social Work students among others. Below are the students who took at least one course on FSU's main campus or other Tallahassee/Leon County locations.

	<u>Undergraduate</u>			<u>Graduate</u>			<u>Unclassified</u>			<u>Total</u>		
	Summer	Fall	Spring	Summer	Fall	Spring	Summer	Fall	Spring	Summer	Fall	Spring
Main Campus - Tallahassee*												
Leon County	15,413	29,728	28,661	4,542	7,089	6,764	558	623	521	20,513	37,440	35,946

Source: Summer Final Student Instruction File (SIF), Spring and Fall Preliminary Student Instruction Files (SIFP)  
 Online Resource: The International Programs' website can be accessed online at: [international.fsu.edu](http://international.fsu.edu)

---

## Faculty and Staff



Photo: FSU Photo Lab

Lawrence "Larry" Abele retired from the position of Provost and Vice President for Academic Affairs in 2011. Provost Abele served Florida State University in that role from 1994, having been the Dean of Arts and Sciences (1991-1994) and Biological Science Chair (1983-1991) at FSU prior to being appointed as Provost. Congratulations and best wishes from your friends in the Office of Institutional Research!

# Faculty Characteristics and Citations

---

## HIGHLIGHTS

- Of 1,446.0 state-funded, filled FTE faculty positions, 33.9 percent hold the rank of Professor, 24.7 percent are Associate Professors, 16.5 percent are Assistant Professors, 0.2 percent are Instructors, and 24.7 percent are other faculty.
- A total of 2,285 persons are appointed to either full-time or part-time positions on a faculty classification; 41.2 percent are female.
- 92 percent of instructional faculty hold a doctoral, professional, or terminal degree.
- The median age for tenured faculty is 55; the eldest of these is 83, the youngest is 33. The median age for tenure-earning faculty is 38; the eldest of these is 78, the youngest is 28.
- 1,009 men and 631 women comprise Florida State University's full-time staff whose primary responsibility is instruction, research and/or public service. Minorities make up 17.0% of these 1,640 staff members. 77.5% are white and 5.5% are non-resident aliens.
- Ellen T. Zwilich (Music, 1983) and Robert Olen Butler (Fiction, 1993) are Pulitzer Prize winners on staff at Florida State University

### Members of the National Academy of Sciences to Serve on Staff at Florida State University

Lloyd M. Beidler, Biological Science	Michael Kasha, Chemistry (currently on staff)
Donald L. Casper, Biological Science (currently on staff)	Robert Sanderson Mulliken, Chemical Physics
Paul A. M. Dirac, Physics	J. Robert Schrieffer, Physics
Zachary Fisk, Physics	Melvin E. Stern, Oceanography
Lev P. Gor'kov, Physics (currently on staff)	J. Herbert Taylor, Biological Science
Louis N. Howard, Mathematics (phased retirement)	Harold W. Kroto, Chemistry (currently on staff)

### Members of the National Academy of Engineering to Serve on Staff at Florida State University

David Larbalestier, Superconducting Materials (currently on staff)	Simon Ostrach, Engineering (currently on staff)
--	---

### Members of the National Academy of Medicine to Serve on Staff at Florida State University

Jill Quadagno, Gerontology (currently on staff)
---

### Members of the American Academy of Arts and Sciences to Serve on Staff at Florida State University

Lloyd M. Beidler, Biological Science	Simon Ostrach, Engineering (currently on staff)
Donald L. Casper, Biological Science (currently on staff)	J. Robert Schrieffer, Physics
Zachary Fisk, Physics	Melvin E. Stern, Oceanography
Louis N. Howard, Mathematics (phased retirement)	Ellen T. Zwilich, Music (currently on staff)
Frances James, Biological Science (currently on staff)	Lev Gor'kov - Foreign Honorary, Physics (currently on staff)
Michael Kasha, Chemistry (currently on staff)	

### Nobel Laureates to Serve on Staff at Florida State University

Konrad E. Bloch, Human Sciences	Harold W. Kroto, Chemistry (currently on staff)
James M. Buchanan, Economics	Robert Sanderson Mulliken, Chemical Physics
Paul A. M. Dirac, Physics	J. Robert Schrieffer, Physics

### John Simon Guggenheim Memorial Foundation Fellowship Award Winners to Serve on Staff at Florida State University:

1950 - Michael Kasha	1974 - Bertram H. Davis	2002 - Gary Taylor
1955 - Raymond K. Sheline	1980 - Ellen T. Zwilich	2003 - Thomas Joiner
1957 - Orville Goodwin Harrold, Jr.	1983 - Michael Ruse	2003 - David Kirby
1958 - François Bucher	1993 - Robert Olen Butler	2005 - Dale A. Olsen
1961 - Louis Norberg Howard	1994 - Jill Quadagno	2005 - Mark Wingate
1961 - Arthur Deshaies	1994 - Donald L. D. Caspar	2009 - Jawole Willa Jo Zollar
1964 - Bruno Linder	1999 - Kathleen M. Erndl	2010 - Barbara Hamby
1966 - J. Robert Schrieffer	2000 - Richard L. Greaves	2010 - Ladislav Kubik
1970 - Melvin Ernest Stern	2002 - John Kelsay	

### Recent Fulbright Scholars to Serve on Staff at Florida State University:

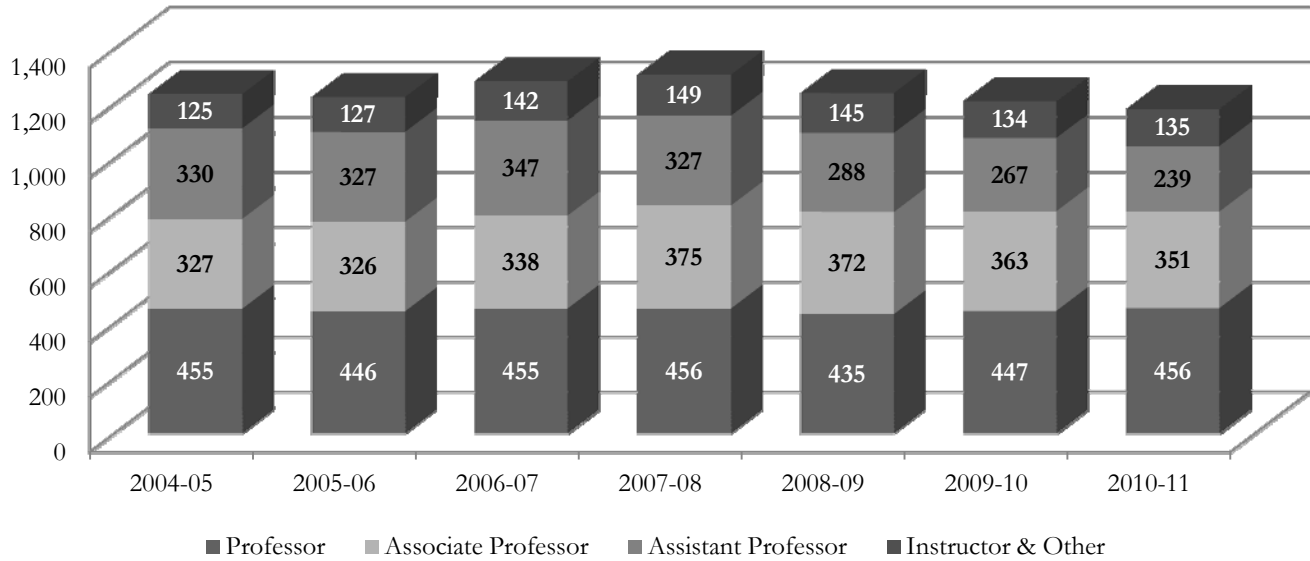
Fulbright Specialist: Frederick Jenks (deceased), Education	2008-09 - Doris Gray, Francophone Studies
Fulbright Specialist: Elizabeth Goldsmith, Human Sciences	2008-09 - Joseph Raymond Hellweg, Anthropology
2007-08 - Tarek Abichou, Civil & Environmental Engineering	2008-09 - Marcia Louise Rosal, Education
2007-08 - Jeffrey Brooks, Ed. Leadership & Policy Studies	2009-10 - Francis Stokes Berry, Public Administration
2007-08 - James Cobbe, Economics	2009-10 - Marjaneh M. Fooladi, Medical Sciences
2007-08 - Daniel Klooster, Geography	2009-10 - Amitabh Shambhu Rai, Anthropology
2007-08 - Patricia Yancey Martin, Sociology	2010-11 - Brian Inouye, Biological Sciences

*Source: Budget and Analysis Department; Office of Faculty Recognition*

---

# Faculty Positions

**Nine-Month Filled Faculty Positions by Rank  
2004-05 to 2010-11**



**Nine-Month State Funded Filled FTE Faculty Positions**

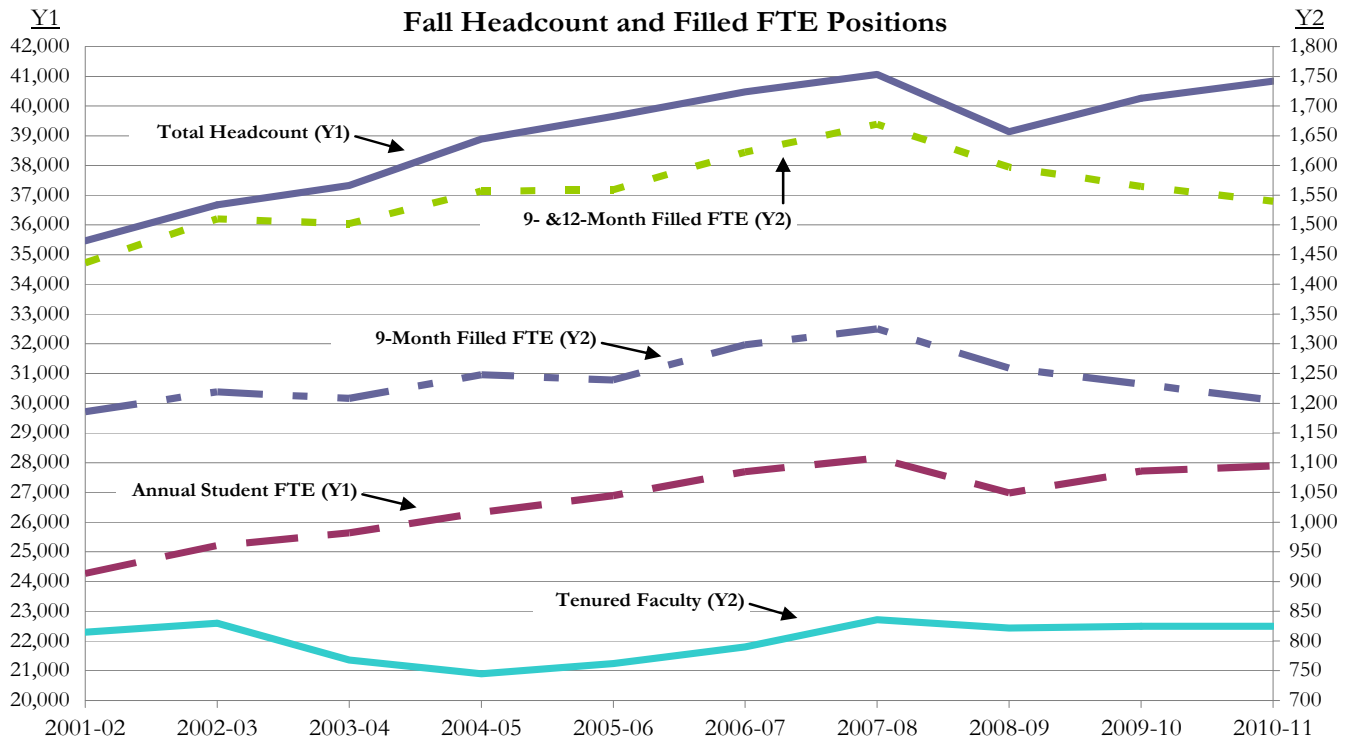
Academic Year	Professor	Associate Professor	Assistant Professor	Instructor	Other	All Ranks
2004-05	454.52	327.00	329.50	8.00	116.50	1,235.52
2005-06	445.52	326.00	327.00	11.00	115.79	1,225.31
2006-07	454.99	338.35	347.00	12.00	130.25	1,282.59
2007-08	455.52	375.00	327.00	14.00	134.78	1,306.30
2008-09	435.02	371.73	288.00	9.00	135.70	1,239.45
2009-10	446.52	362.73	267.00	7.00	127.20	1,210.45
2010-11	456.37	351.41	238.67	2.00	133.27	1,181.72

**2010-11 Nine- & Twelve-Month State Funded Filled FTE Faculty Positions by College**

College	Professor	Associate Professor	Assistant Professor	Instructor	Other	All Ranks	Fall 2010
							Student FTE/ Fac. All Ranks
Arts & Sciences	207.00	133.00	88.00	2.00	84.87	514.87	28.31
Business	37.77	30.00	17.00	0.00	27.20	111.97	31.44
Education	19.00	29.00	24.00	0.00	20.50	92.50	19.73
Communication & Information	16.92	19.45	13.00	0.00	16.22	65.59	26.26
Nursing	8.00	3.00	4.00	0.00	11.00	26.00	10.57
Human Sciences	16.00	14.00	5.00	0.00	7.00	42.00	42.82
Law	18.00	4.00	8.00	0.00	14.59	44.59	20.07
Social Sciences & Public Policy	43.00	30.00	27.00	1.00	14.50	115.50	28.16
Social Work	5.00	3.96	6.00	0.00	12.00	26.96	19.32
Crim. & Criminal Justice	8.80	5.00	5.00	0.00	1.00	19.80	40.69
Motion Picture Arts	1.00	1.00	0.00	0.00	11.75	13.75	14.55
Visual Arts, Theatre & Dance	34.00	24.00	20.67	0.00	16.00	94.67	12.43
Music	33.75	33.00	5.00	0.00	6.50	78.25	13.40
Engineering	22.85	18.00	12.00	0.50	8.00	61.35	12.71
Adm., LSI, PC, Others	18.91	9.00	4.00	0.00	106.27	138.18	N/A
<b>Total</b>	<b>490.00</b>	<b>356.41</b>	<b>238.67</b>	<b>3.50</b>	<b>357.40</b>	<b>1,445.98</b>	<b>22.42</b>

*Note: Faculty positions reported exclude College of Medicine. See page 76 of this book for College of Medicine faculty positions.  
Source: Faculty Salaries Report 2010-11; Fall 2010 Final Student Instruction File (SIF)*

# Fall Headcount & Annual Fundable Student FTE per Filled Faculty Positions



## Fall Headcount & Annual Fundable Student FTE per Filled Faculty FTE Positions

	2001-02	2002-03	2003-04	2004-05	2005-06	2006-07	2007-08	2008-09	2009-10	2010-11
Total (Fall) Headcount	35,462	36,683	37,328	38,886	39,652	40,474	41,065	39,136	40,255	40,838
Graduate (Fall) Headcount	6,317	6,488	6,344	7,456	7,926	8,174	8,529	8,370	8,557	8,511
Total (Annual) Student FTE	24,264	25,211	25,636	26,326	26,891	27,695	28,158	26,985	27,713	27,885
Graduate (Annual) Student FTE	4,558	4,551	4,729	5,086	5,023	5,409	5,522	5,519	5,493	5,478
9-Month Filled FTE Positions	1,186	1,219	1,208	1,248	1,239	1,298	1,325	1,259	1,232	1,205
Headcount per 9-month filled	29.9	30.1	30.9	31.2	32.0	31.2	31.0	31.1	32.7	33.9
Graduate HC per 9-month filled	5.3	5.3	5.3	6.0	6.4	6.3	6.4	6.6	6.9	7.1
Student FTE per 9-month filled	20.5	20.7	21.2	21.1	21.7	21.3	21.3	21.4	22.5	23.1
Graduate FTE per 9-month filled	3.8	3.7	3.9	4.1	4.1	4.2	4.2	4.4	4.5	4.5
9- & 12-Mo. Filled FTE Positions	1,436	1,510	1,502	1,557	1,559	1,622	1,669	1,597	1,565	1,540
Headcount per 9- & 12-mo. filled Fac.	24.7	24.3	24.9	25.0	25.4	25.0	24.6	24.5	25.7	26.5
Grad. HC per 9- & 12-mo. filled Fac.	4.4	4.3	4.2	4.8	5.1	5.0	5.1	5.2	5.5	5.5
Student FTE per 9- & 12-mo. filled	16.9	16.7	17.1	16.9	17.2	17.1	16.9	16.9	17.7	18.1
Graduate FTE per 9- & 12-mo. filled	3.2	3.0	3.1	3.3	3.2	3.3	3.3	3.5	3.5	3.6
Tenured Faculty	815	830	768	745	762	790	836	822	825	825
Headcount per Tenured Faculty	43.5	44.2	48.6	52.2	52.0	51.2	49.1	47.6	48.8	49.5
Grad. HC per Tenured Faculty	7.8	7.8	8.3	10.0	10.4	10.3	10.2	10.2	10.4	10.3
Student FTE per Tenured Faculty	29.8	30.4	33.4	35.3	35.3	35.1	33.7	32.8	33.6	33.8
Graduate FTE per Tenured Faculty	5.6	5.5	6.2	6.8	6.6	6.8	6.6	6.7	6.7	6.6

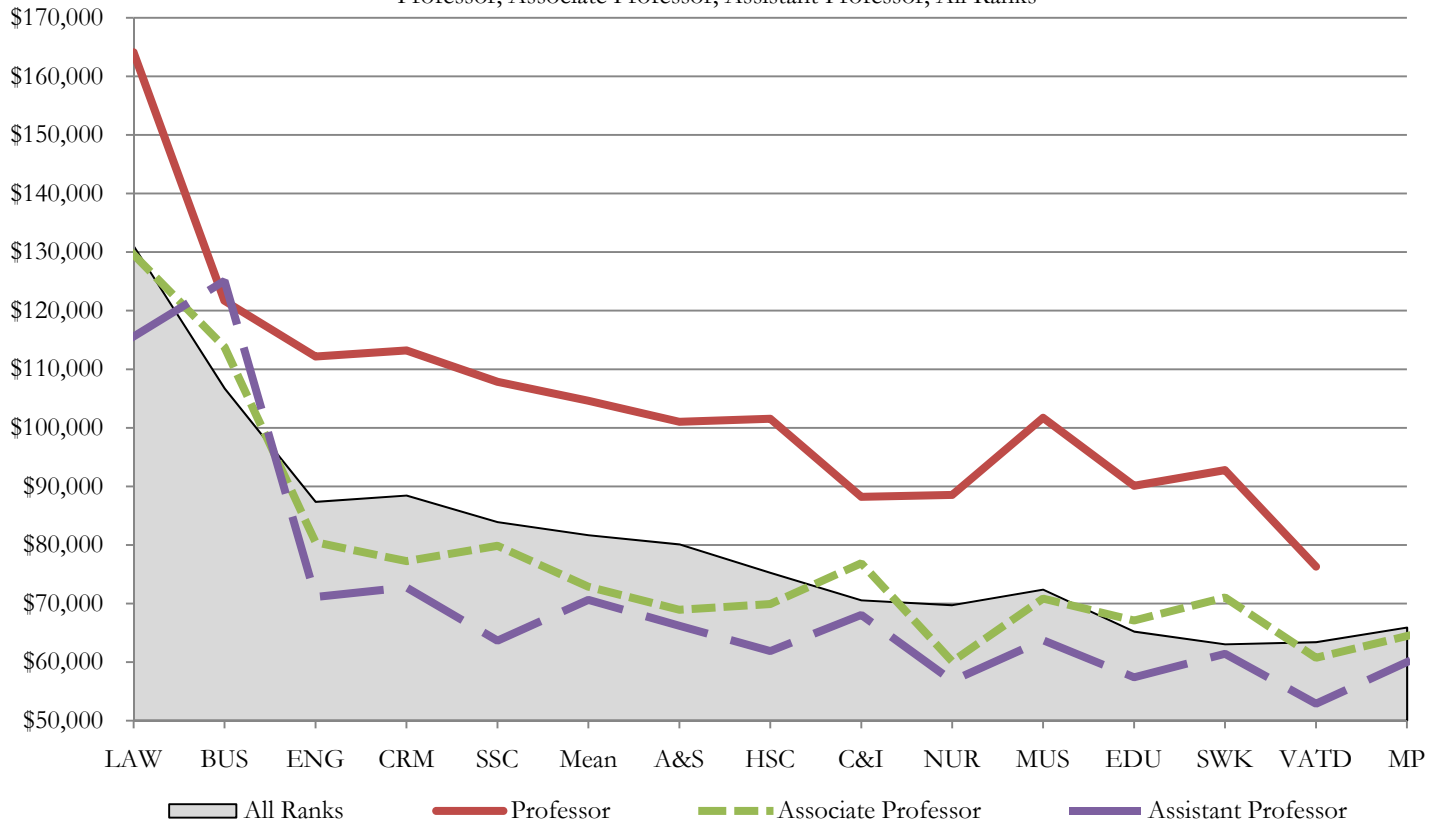
Notes: The College of Medicine faculty and fall headcount are included in this report. Fundable FTE does not include M.D. Instruction; 2010-11 Annual Student FTE and Tenured Faculty counts are estimates.

Source: Faculty Salaries Report, Tenure and Benefits Survey, Preliminary (fall headcount) and Final (student FTE) Student Instruction Files

# Mean Salary by Rank for Nine-Month Faculty, 2010-11

## Nine-Month Filled Faculty Average Salary, 2010-11

Professor, Associate Professor, Assistant Professor, All Ranks



<b>College</b>	<b>Professor</b>	<b>Associate Professor</b>	<b>Assistant Professor</b>	<b>Instructor</b>	<b>Other</b>	<b>All Ranks</b>
Arts & Sciences	\$100,538	\$67,895	\$67,453	\$24,000	\$37,117	\$81,718
Business	\$123,969	\$116,274	\$127,416		\$56,034	\$107,809
Communication & Information	\$98,913	\$70,924	\$63,299		\$54,175	\$73,415
Crim. & Criminal Justice	\$111,493	\$85,139	\$61,828			\$90,377
Education	\$88,124	\$67,250	\$60,528		\$55,252	\$67,199
Engineering	\$111,425	\$79,928	\$71,717			\$91,301
Human Sciences	\$102,718	\$69,909	\$63,100		\$59,748	\$79,837
Law	\$167,713	\$135,323	\$121,500		\$55,499	\$131,005
Motion Picture Arts		\$64,460			\$64,308	\$65,912
Music	\$86,773	\$59,912	\$56,816		\$53,149	\$69,751
Nursing	\$88,225	\$75,160	\$69,005		\$62,574	\$72,026
Social Sciences & Public Policy	\$112,346	\$78,939	\$75,544	\$11,670	\$59,072	\$87,413
Social Work	\$95,569	\$71,841	\$64,903		\$47,578	\$65,031
Visual Arts, Theatre & Dance	\$75,593	\$61,019	\$52,108		\$50,298	\$63,511
<b>Nine-month Mean</b>	<b>\$103,696</b>	<b>\$73,755</b>	<b>\$71,900</b>	<b>\$17,835</b>	<b>\$54,481</b>	<b>\$82,675</b>

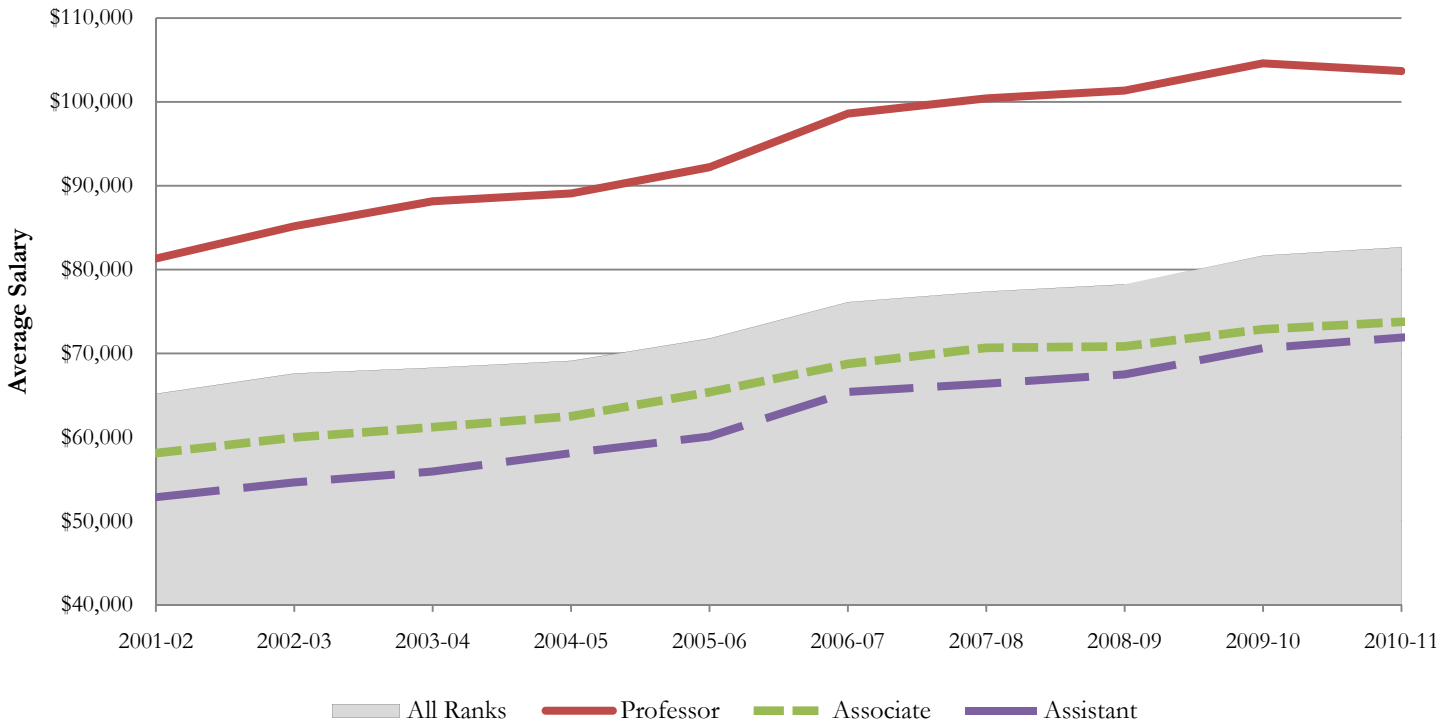
Note: Average faculty salaries calculated on filled positions only. Faculty positions reported exclude College of Medicine. See page 76 of this book for College of Medicine mean salaries.

Source: Faculty Salaries Report

# Faculty Salary Trends

## Nine-Month Filled Faculty Average Salary by Rank

2001-02 to 2010-11



## Nine-Month Filled Faculty Average Salary by Rank

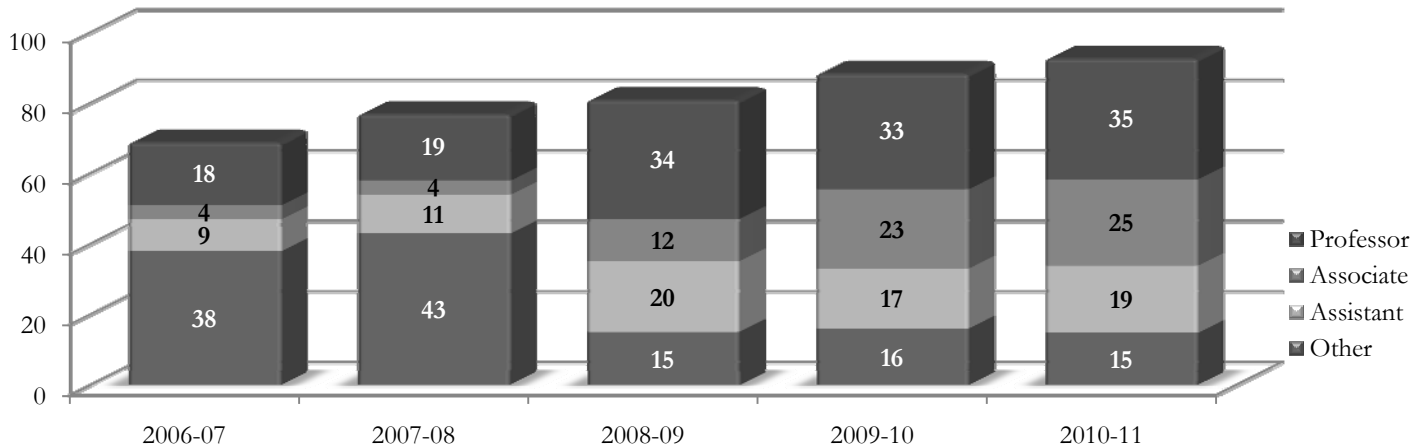
<u>Year</u>	<u>Professor</u>	<u>Percent Increase</u>	<u>Associate Professor</u>	<u>Percent Increase</u>	<u>Assistant Professor</u>	<u>Percent Increase</u>
1996-97	\$66,142		\$48,898		\$44,474	
1997-98	\$68,297	3.26%	\$50,870	4.03%	\$45,742	2.85%
1998-99	\$69,821	2.23%	\$51,657	1.55%	\$46,105	0.79%
1999-00	\$73,918	5.87%	\$54,051	4.63%	\$47,718	3.50%
2000-01	\$78,061	5.60%	\$55,750	3.14%	\$49,192	3.09%
2001-02	\$81,314	4.17%	\$58,108	4.23%	\$52,852	7.44%
2002-03	\$85,173	4.75%	\$59,981	3.22%	\$54,627	3.36%
2003-04	\$88,150	3.50%	\$61,202	2.04%	\$55,925	2.38%
2004-05	\$89,092	1.07%	\$62,495	2.11%	\$58,105	3.90%
2005-06	\$92,222	3.51%	\$65,384	4.62%	\$60,094	3.42%
2006-07	\$98,609	6.93%	\$68,792	5.21%	\$65,410	8.85%
2007-08	\$100,431	1.85%	\$70,661	2.72%	\$66,393	1.50%
2008-09	\$101,364	0.93%	\$70,836	0.25%	\$67,504	1.67%
2009-10	\$104,603	3.20%	\$72,880	2.89%	\$70,639	4.64%
2010-11	\$103,696	-0.87%	\$73,755	1.20%	\$71,900	1.79%

Note: Average faculty salaries calculated on filled positions only; does not include the College of Medicine.

Source: Faculty Salaries Report

# College of Medicine Faculty

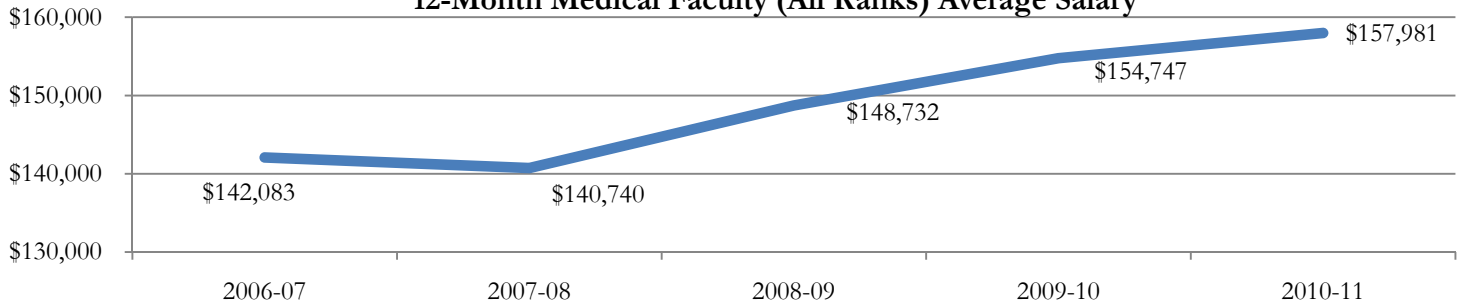
## Nine & Twelve-Month Filled College of Medicine Faculty Positions by Rank



## Nine- & Twelve-Month State Funded Filled FTE Faculty Positions for the College of Medicine

Year	Professor	Associate Professor	Assistant Professor	Instructor	Other	All Ranks
2006-07	18.00	4.00	9.00	0.00	38.00	69.00
2007-08	19.00	4.00	11.00	0.50	42.50	77.00
2008-09	34.00	12.00	20.00	0.50	15.00	81.50
2009-10	33.00	22.50	17.00	0.50	16.00	89.00
2010-11	34.50	24.50	19.05	1.00	14.75	93.80

## 12-Month Medical Faculty (All Ranks) Average Salary



## College of Medicine Average Faculty Salary

### 9-Month Faculty

Year	Professor	Associate Professor	Assistant Professor	Instructor	Other	All Ranks
2006-07	\$105,961	\$84,726	\$67,442	N/A	N/A	\$75,132
2007-08	\$110,378	\$83,982	\$67,532	N/A	N/A	\$77,508
2008-09	\$106,765	\$82,613	\$66,846	\$28,000	N/A	\$78,890
2009-10	\$109,967	\$83,330	\$68,766	\$28,840	N/A	\$82,277
2010-11	\$116,138	\$84,813	\$71,277	\$31,580	N/A	\$84,418

### 12-Month Faculty

Year	Professor	Associate Professor	Assistant Professor	Instructor	Other	All Ranks
2006-07	\$168,706	N/A	N/A	N/A	\$130,873	\$142,083
2007-08	\$168,507	N/A	\$135,000	N/A	\$136,360	\$140,740
2008-09	\$188,482	\$147,382	\$142,618	N/A	\$76,905	\$148,732
2009-10	\$199,880	\$147,346	\$150,363	N/A	\$84,286	\$154,747
2010-11	\$200,995	\$155,365	\$139,953	\$42,000	\$93,298	\$154,340

Source: Faculty Salaries Report

# State Appropriated Employee Raise Information - Percentages

<u>YEAR</u>	<u>FACULTY</u>	<u>A &amp; P</u>	<u>CAREER SERVICE/USPS</u>
1985-86	5.00	5.00	5.00 + 1.50% Merit
1986-87	7.00	5.00 a	5.00 + 1.50% Merit
1987-88	5.50	5.50 b	4.50 c
1988-89	6.50	6.50 d	4.50 c
1989-90	5.00	4.00 e	4.00 e
1990-91	3.00	3.00 e	3.99 e
1991-92 f	0.00 *	0.00	0.00
1992-93	0.00 *	0.00	0.00
1993-94 g	3.00 t	3.00	3.00
1994-95 h	4.00 t	4.00	4.00
1995-96 e	3.00 t	3.00	3.00
1996-97 e	3.00 t, p	3.00	3.00
1997-98 e	<b>All 12-month Employees</b> \$1,200 (if salary is < \$20,000) \$1,000 (if salary is \$20,001 to \$36,000) 2.78% (if salary is > \$36,001)	<b>All 9-month Employees</b> \$900 (if salary is < \$15,000) \$750 (if salary is \$15,001 to \$27,000) 2.78% (if salary is > \$27,001)	<b>All 10-month Employees</b> \$1,000 (if salary is < \$16,666) \$834 (if salary is \$16,667 to \$30,000) 2.78% (if salary is > \$30,001)
1998-99 g	<b>Out of Unit Faculty**</b> \$1,200 (if salary is < \$20,000) \$1,000 (if salary is \$20,001 to \$36,000) 2.78% (if salary is > \$36,001)	<b>Out of Unit A&amp;P***</b> \$1,200 (if salary is < \$20,000) \$1,000 (if salary is \$20,001 to \$36,000) 2.78% (if salary is > \$36,001)	<b>Out of Unit USPS****</b> \$1,200 (if salary is < \$20,000) \$1,000 (if salary is \$20,001-\$36,000) 2.78% (if salary is > \$36,001)
1999-00 g	2.80 k	2.80 (\$1,000 minimum)	2.80 (\$1,000 minimum)
2000-01 g	2.50	2.50	2.50
2001-02 h	2.50 l	2.50 (\$600 minimum)	2.50 (\$600 minimum)
2002-03 g	2.50 m	2.50 (\$600 minimum)	2.50 (\$600 minimum)
2003-04 i	2.00 n	2.00 n	2.00 n
2004-05	0.00 o	0.00 o	0.00 o
2005-06 j	3.60	3.60	3.60
2006-07 g	3.00	3.00	3.00
2007-08	0.00 o	0.00 o	0.00 o
2008-09	0.00	0.00	0.00
2009-10	0.00	0.00	0.00
2010-11	0.00	0.00	0.00

Notes:

- a Non-unit A & P, effective January 1987.
- b In-unit A & P received 5.5%, out-of-unit A & P received 4.5% raises.
- c USPS received 3% across-the-board raise effective July 1; 1.5% merit was allocated for January 1 raises; special class adjustments were given in Spring 1988 for 1987-88 and July 1, 1988 for 1988-89.
- d In-unit A & P received 6.5%, out-of-unit A & P received 4.5% raises; In-unit faculty received 2.08% discretionary, 1.20% merit, and 3.22 across the board.
- e Effective January 1
- f 3% raises for 1991-92 were to be effective January 1, 1992; financial cutbacks moved this to February 14 before being completely rescinded. On March 11, 1993, the Florida Supreme Court ruled the legislature did not have the authority to rescind the raises and that in-unit employees were due back pay for Jan. 1-June 30, 1992.
- g Effective October 1
- h Effective November 1
- i Effective December 1
- j Effective August 1 for 12-month employees; August 9 for 9-month faculty.
- t \$5,000 permanent rate adjustments were awarded to 130 faculty through the Teacher Incentive Program.
- p 9% permanent rate adjustment was awarded to 41 professors under the Professor Excellence Program.
- \* Faculty promotions paid from available funds.
- \*\* For in-unit faculty, there is a \$500 minimum for 9-month, \$667 for 12-month; promotions; & the remaining amount of the 2.788% pool is for departmental merit.
- \*\*\* For in-unit A&P, there is a merit pool of 2.788%.
- \*\*\*\* For in-unit USPS: AFSCME employees get 3% across the board with a \$1,000 minimum; PBA steps are adjusted by the top two tiers of the three tier plan; FNA steps are going up by 3%.
- k For in-unit faculty, there is a \$500 min. for 9-month, and \$667 min. for 12-month.
- l Faculty average. Includes merit, minimums, and most of the cost of promotions; in-unit faculty minimums were \$600 for 9-month and \$800 for 12-month; out-of-unit faculty minimum was \$600 for 12-month
- m Faculty minimums were \$450 for 9-mo., \$500 for 10-mo. & \$600 for 12-mo. Cost of promotions was paid from rate & salary provided for vacant salary positions.
- n Faculty minimum/maximum increases were \$375/\$1,050 for 9-month, \$417/\$1,167 for 10-month, and \$600/\$1,400 for 12-month. Cost of promotions was paid from rate and salary provided for vacant salary positions. The minimum/maximum increases for A&P and Career Service/USPS employees were \$500/\$1,400.
- o \$1,000 one-time bonus

Source: Budget and Analysis Department

Online Resource: Position and rate information is available on the Budget Office website at <http://bad.fsu.edu/Positions-Rate>

## Sources of Doctoral Degree, Instructional Faculty

The universities listed below are those from which five or more instructional faculty earned their doctorate. Over ninety-one percent of instructional faculty at FSU have an earned doctorate. This table was last updated in 2007.

<u>University</u>	<u>Number</u>	<u>University</u>	<u>Number</u>
Arizona State University	6	University of California - Los Angeles	18
Brown University	11	University of Chicago	22
Columbia University	16	University of Colorado - Boulder	9
Cornell University	13	University of Florida	25
Duke University	7	University of Georgia	19
Florida State University	63	University of Illinois	33
Georgia State University	5	University of Iowa	6
Harvard University	16	University of Kansas	7
Indiana University	32	University of Kentucky	8
Iowa State University	5	University of Maryland	7
Johns Hopkins University	7	University of Michigan	22
Louisiana State University	6	University of Minnesota	9
Massachusetts Institute of Technology	10	University of Nebraska	5
Michigan State University	20	University of North Carolina - Chapel Hill	24
New York University	15	University of North Carolina - Greensboro	6
North Carolina State University	5	University of Pennsylvania	11
Ohio State University	25	University of Pittsburgh	7
Pennsylvania State University	19	University of Rochester	9
Princeton University	9	University of Southern California	6
Purdue University	10	University of Tennessee	9
Rutgers University	8	University of Texas - Austin	20
Stanford University	15	University of Virginia	20
SUNY - Stony Brook	6	University of Washington	11
Texas A & M University	8	University of Wisconsin - Madison	25
University of Alabama	7	Vanderbilt University	5
University of Arizona	7	Virginia Polytechnic & State University	9
University of California - Berkeley	22	Washington University - St. Louis	5
University of California - Irvine	6	Yale University	18

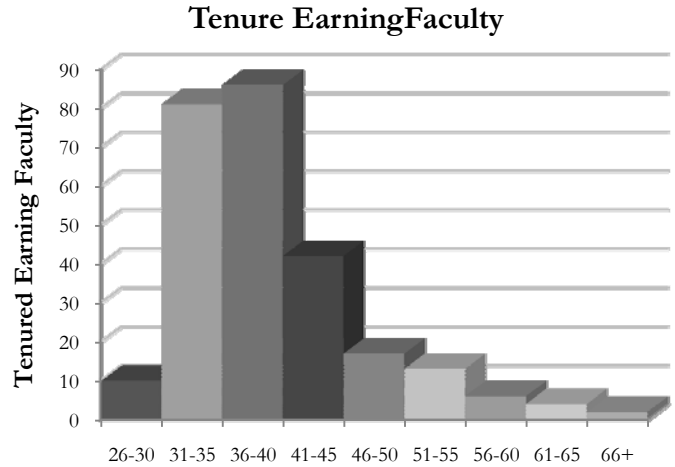
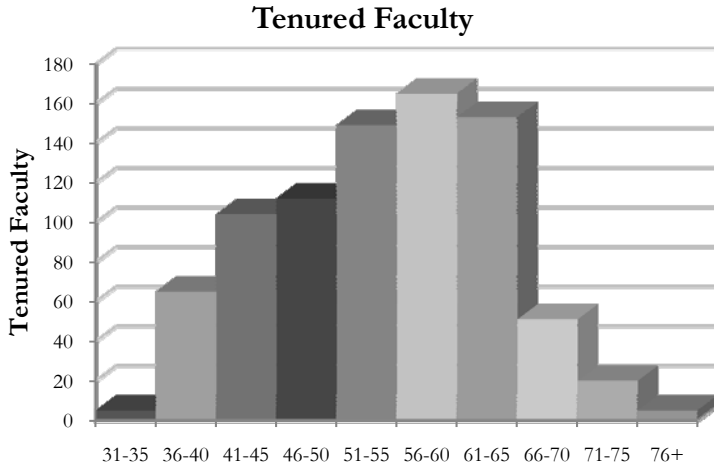
**Florida State University defines "Instructional Faculty" in salary surveys and studies as 9- and 12-month faculty with limited or no administrative responsibilities who have one of the following characteristics:**

**Ranked faculty titles of Eminent Scholar, Professor, Associate Professor, Assistant Professor, Instructor, or Lecturer (including those with administrative titles of assistant dean, chair, associate/assistant chair, associate/assistant program director); or**

**Non-ranked faculty who teach more than one course including those with titles of Associate-In, Assistant-In, and Research Associate/Scholar Scientist, and College of Medicine Faculty Administrator.**

*Source: Office of Institutional Research*

# Tenured Faculty by Age, 2010-11



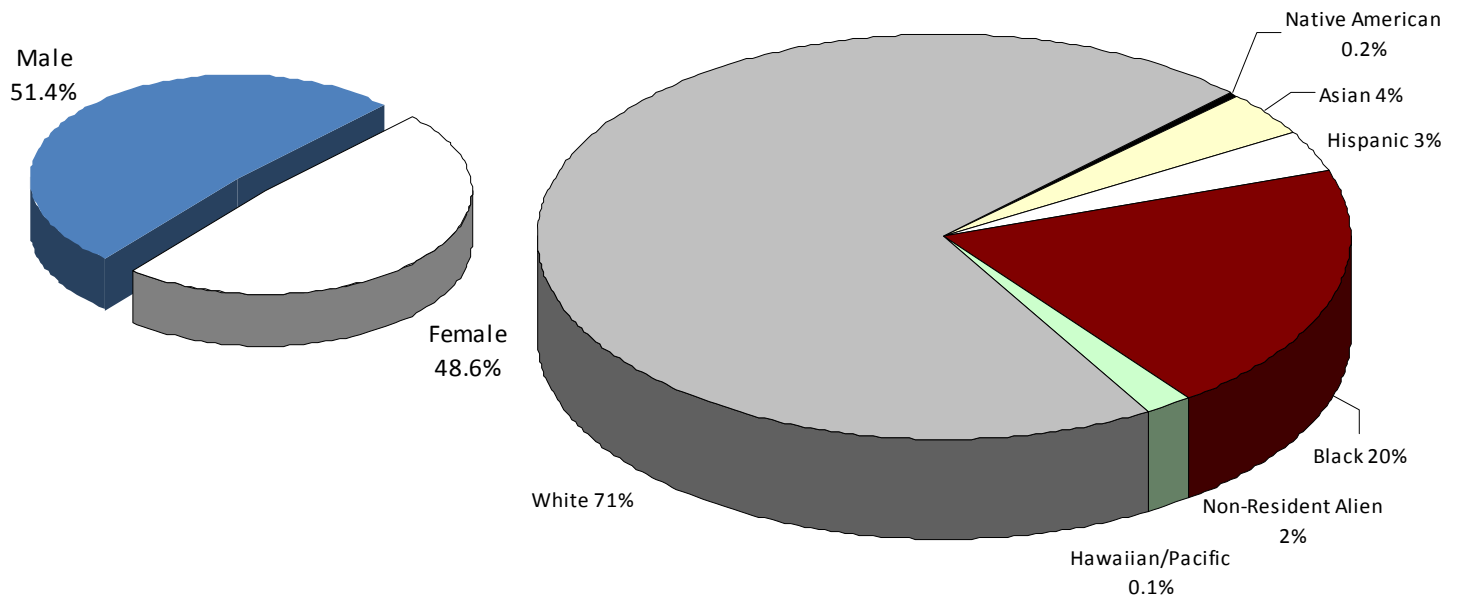
<b>Tenured Faculty</b>	<b>26-30</b>	<b>31-35</b>	<b>36-40</b>	<b>41-45</b>	<b>46-50</b>	<b>51-55</b>	<b>56-60</b>	<b>61-65</b>	<b>66-70</b>	<b>71-75</b>	<b>76+</b>	<b>Total</b>
Arts and Sciences	0	3	22	52	52	63	50	49	26	10	3	330
Business	0	1	4	6	12	11	16	12	2	0	0	64
Communication & Information	0	0	3	3	4	8	7	7	0	1	0	33
Criminology & Criminal Justice	0	0	5	1	0	0	2	3	2	0	0	13
Education	0	0	3	5	4	8	12	11	1	0	0	44
Engineering	0	0	4	7	6	11	6	2	0	2	0	38
Human Sciences	0	0	1	0	2	1	9	12	4	0	0	29
Law	0	0	2	2	4	3	6	2	1	1	0	21
Medicine	0	0	1	3	3	7	2	6	1	0	0	23
Motion Picture Arts	0	0	0	0	1	0	1	0	0	0	0	2
Music	0	0	5	10	10	8	14	10	3	1	1	62
Nursing	0	0	0	1	1	1	2	3	0	0	0	8
Social Sciences & Public Policy	0	1	12	10	5	13	14	11	3	2	1	72
Social Work	0	0	0	0	1	2	4	2	0	0	0	9
Visual Arts, Theatre & Dance	0	0	2	2	4	8	15	15	4	3	0	53
Other Departments and Offices*	<u>0</u>	<u>0</u>	<u>1</u>	<u>2</u>	<u>3</u>	<u>5</u>	<u>5</u>	<u>8</u>	<u>4</u>	<u>0</u>	<u>0</u>	<u>28</u>
<b>Total</b>	<b>0</b>	<b>5</b>	<b>65</b>	<b>104</b>	<b>112</b>	<b>149</b>	<b>165</b>	<b>153</b>	<b>51</b>	<b>20</b>	<b>5</b>	<b>829</b>

<b>Tenure Earning Faculty</b>	<b>26-30</b>	<b>31-35</b>	<b>36-40</b>	<b>41-45</b>	<b>46-50</b>	<b>51-55</b>	<b>56-60</b>	<b>61-65</b>	<b>66-70</b>	<b>71-75</b>	<b>76+</b>	<b>Total</b>
Arts and Sciences	1	31	35	15	3	2	2	0	0	0	0	89
Business	1	5	6	5	1	1	0	0	0	0	0	19
Communication & Information	0	2	8	3	2	0	0	0	0	0	0	15
Criminology & Criminal Justice	0	1	3	0	0	0	0	0	0	0	0	4
Education	1	10	4	4	1	1	2	0	0	0	0	23
Engineering	0	4	5	3	0	1	0	0	0	0	0	13
Human Sciences	1	0	1	1	0	1	0	0	0	0	0	4
Law	2	5	1	0	0	0	0	0	0	0	0	8
Medicine	0	1	2	4	3	1	0	1	0	0	0	12
Motion Picture Arts	0	0	0	0	0	0	0	0	0	0	0	0
Music	0	0	2	1	4	3	0	1	0	1	0	12
Nursing	0	0	1	0	1	1	2	1	0	0	0	6
Social Sciences & Public Policy	3	13	8	1	0	0	0	0	0	0	0	25
Social Work	1	3	1	0	0	0	0	1	0	0	0	6
Visual Arts, Theatre & Dance	0	4	5	4	2	2	0	0	0	0	1	18
Other Departments and Offices*	<u>0</u>	<u>2</u>	<u>4</u>	<u>1</u>	<u>0</u>	<u>0</u>	<u>0</u>	<u>0</u>	<u>0</u>	<u>0</u>	<u>0</u>	<u>6</u>
<b>Total</b>	<b>10</b>	<b>81</b>	<b>86</b>	<b>42</b>	<b>17</b>	<b>13</b>	<b>6</b>	<b>4</b>	<b>0</b>	<b>1</b>	<b>1</b>	<b>261</b>

\* Other departments and offices include: APPS, The Graduate School, ISPA, LSI, National High Magnetic Field Lab., Office of the President, Office of the Provost, Office of Research, PC Campus, Center for Civic Education & Service, and Undergraduate Studies.

Source: Budget and Analysis

# Full-Time Employees by Primary Function, Ethnicity & Gender, Fall 2010



## Male Employees

<u>Primary Function/Occupational Activity</u>	<u>Asian</u>	<u>Black</u>	<u>Hispanic</u>	<u>American Indian</u>	<u>Hawaiian/Pacific</u>	<u>White</u>	<u>Non-Resident Alien</u>	<u>Total</u>
Exec/Administrative/Managerial	5	10	6	0	1	189	0	221
Faculty	105	26	39	2	0	774	63	1,009
Other Professionals	18	106	38	0	1	770	17	935
Clerical and Secretarial	0	27	3	0	1	46	0	88
Technical/Para-professional	4	21	6	0	0	112	0	138
Skilled Craft	1	74	1	1	0	146	0	224
Service/Maintenance	<u>2</u>	<u>256</u>	<u>10</u>	<u>0</u>	<u>0</u>	<u>105</u>	<u>0</u>	<u>381</u>
<b>Total</b>	<b>135</b>	<b>520</b>	<b>103</b>	<b>3</b>	<b>3</b>	<b>2,142</b>	<b>80</b>	<b>2,986</b>

## Female Employees

<u>Primary Function/Occupational Activity</u>	<u>Asian</u>	<u>Black</u>	<u>Hispanic</u>	<u>American Indian</u>	<u>Hawaiian/Pacific</u>	<u>White</u>	<u>Non-Resident Alien</u>	<u>Total</u>
Exec/Administrative/Managerial	5	26	7	0	0	156	0	186
Faculty	43	42	21	1	0	497	27	631
Other Professionals	25	212	41	5	1	889	8	1,153
Clerical and Secretarial	5	145	13	4	0	341	1	533
Technical/Para-professional	2	34	3	0	0	56	0	103
Skilled Craft	1	0	0	0	0	7	0	10
Service/Maintenance	<u>1</u>	<u>175</u>	<u>5</u>	<u>0</u>	<u>0</u>	<u>26</u>	<u>0</u>	<u>209</u>
<b>Total</b>	<b>82</b>	<b>634</b>	<b>90</b>	<b>10</b>	<b>1</b>	<b>1,972</b>	<b>36</b>	<b>2,825</b>

## All Employees

<u>Primary Function/Occupational Activity</u>	<u>Asian</u>	<u>Black</u>	<u>Hispanic</u>	<u>American Indian</u>	<u>Hawaiian/Pacific</u>	<u>White</u>	<u>Non-Resident Alien</u>	<u>Total</u>
Exec/Administrative/Managerial	10	36	13	0	1	345	0	405
Faculty	148	68	60	3	0	1,271	90	1,640
Other Professionals	43	318	79	5	2	1,659	25	2,131
Clerical and Secretarial	5	172	16	4	1	387	1	586
Technical/Para-professional	6	55	9	0	0	168	0	238
Skilled Craft	2	74	1	1	0	153	0	231
Service/Maintenance	<u>5</u>	<u>431</u>	<u>15</u>	<u>0</u>	<u>0</u>	<u>131</u>	<u>0</u>	<u>580</u>
<b>Total</b>	<b>217</b>	<b>1,154</b>	<b>193</b>	<b>13</b>	<b>4</b>	<b>4,114</b>	<b>116</b>	<b>5,811</b>

Source: IPEDS, 2010-11 Human Resources Survey

---

## Awards and Honors



Photo: FSU Photo Lab

2011-12 Lawton Distinguished Professor  
Jawole Willa Jo Zollar

# Eminent Scholar Chairs

---

Eminent Scholar Chairs have been established for the purpose of attracting outstanding faculty to the Florida State University to provide excellence in teaching and research in a designated scholarly field. Eminent Scholar Chairs are established through contributions from the private sector and matching funds from the State of Florida. As of March 2010, the Florida State University had the following established Eminent Scholar Chairs.

<b><u>Eminent Scholar Chair</u></b>	<b><u>Department</u></b>	<b><u>Person Filling Chair</u></b>
Ada-Belle Winthrop-King in French	Modern Languages	Alec Hargreaves
Bank of America in Finance (formerly Barnett Bank)	Finance	James Ang
Ben Weider in Napoleonic and French Revolutionary Studies	History	Rafe Blaufarb
DeVoe L. Moore & Family for the Study of Critical Issues in Economic Policy and Government	Economics/Social Sciences	Keith Ihlanfeldt
Don Fuqua in Engineering and Science	Mechanical Engineering	Anjaneyulu Krothapalli
Edward Ball in International Law	Law	Frederick Abbott
Eminent Scholar Chair in Family & Child Sciences	Family & Child Sciences/Human Sciences	Francis D. Fincham
Fannie Wilson Smith in Banking	Finance	David Humphrey
FSCW/Kingsbury in Honor and Memory of Dr. Edward Conradi	Psychology	Karl Anders Ericsson
Gus A. Stavros in Economic Education	Economics/Education	James D. Gwartney
Harold & Barbara Chastain in Real Estate	Risk Management/Insurance, Real Estate & Business Law	Clemon F. Sirmans
Haywood & Betty Taylor in Business Administration	Management	Pamela L. Perrewe
John & Hallie Quinn for Renewal of American Heritage and American Free Enterprise	Social Sciences/Economics	R. Mark Isaac
LeRoy Collins in Civic Education and Political Science	Political Science	Carol Weissert
Lucille P. and Elbert B. Shelfer in Music	Music	Stanford Olsen
Mildred and Claude Pepper in Social Gerontology	Sociology/Aging	Jill Quadagno
Patty Hill Smith in Finance	Finance	Bong-Soo Lee
Payne H. and Charlotte Hodges Midyette in Insurance	Risk Management/Insurance, Real Estate & Business Law	James M. Carson
Reubin O'D. Askew in Florida Government and Politics	Public Administration & Policy	Reubin O'D. Askew
Rod and Hope Brim in Economics	Economics	David A. Macpherson
Sir M. James Lighthill in Mathematics and Computational Science	Mathematics	Mohammed Hussaini
Syde P. Deeb in Political Science	Political Science	William D. Berry
Thomas L. Williams, Jr. in Information & Management Sciences	Management Information Systems	Joey George
Tobias Simon Chair in Public Law	Law	Fernando Teson
William H. & Lucyle T. Werkmeister in Philosophy (2 Chairs)	Philosophy	Alfred Mele/Michael Ruse
Bernard F. Sliger in Engineering	Engineering	Vacant
Burt Reynolds in Regional and Professional Theatre	Theatre	Vacant
Embarq in Engineering (formerly Sprint)	Electrical Engineering	Vacant
Frank & Yolonde Fowler in Biological Sciences	Biological Sciences	Vacant
Jerry Collins in Public Administration	Public Administration & Policy	Vacant
Jim and Betty Ann Rodgers in Medicine	Biomedical Sciences/Medicine	Vacant
Joy S. Jinks in Community & Organizational Change	Social Work	Vacant
Richard W. Ervin in Law	Law	Vacant
SunTrust in Trust and Investment Management	Finance	Vacant
University Eminent Scholar Chair in Physics	Physics	Vacant
George R. Langford Family in Arts and Sciences	Classics	Visiting - Ken Reckford
Marcus Bailey and Betty Graves Shelfer in Music Theatre	Music/Music Theatre	Visiting - Vacant
Maximillian E. and Marion O. Hoffman in Theatre	Theatre	Visiting - Vacant
Vincent V. & Agatha Thursby	Visual Arts & Dance	Visiting - Vacant
Wiley and Lucilla Housewright in Music	Music	Visiting - Multiple
William R. & Lenore Mote in Fisheries Ecology & Enhancement	Biological Science	Visiting - Vacant

# Eppes, Daisy Parker Flory and McKenzie Professors

---

## Eppes Professors

The Eppes professorship is named after Francis Eppes, the grandson of President Thomas Jefferson, who played a vital role in convincing the Florida Legislature to locate The Seminary West of the Suwannee, FSU's institutional predecessor, in Tallahassee. Over and above professors holding the university's Eminent Scholar chairs, the Francis Eppes Professorship is the ultimate honor, given to a few professors who are ranked at the very top of their field, who portray genuine leadership qualities and who are committed role models for their students. The Eppes professors are often deemed "Super Professors" because of the high quality of their character, vision and intellect.

<u>Eppes Professor</u>	<u>Department</u>	<u>Date of Designation</u>
Charles R. McClure	Information Studies	August 9, 1999
Ellen T. Zwilich	Music	August 9, 1999
Gerald R. Ferris	Management	August 8, 2000
Leonard L. LaPointe	Communication Disorders	August 8, 2000
Robert O. Butler	English/Creative Writing	August 8, 2000
Suzanne Farrell	Dance	August 8, 2000
John T. Scholz	Political Science	August 8, 2001
Max D. Gunzburger	Scientific Computing	August 8, 2002
Roy F. Baumeister	Psychology	December 23, 2002
Philip Froelich	Oceanography	August 8, 2003
Harold M. Kroto	Chemistry & Biochemistry	October 1, 2004
David C. Larbalestier	Mechanical Engineering/NHMFL	July 1, 2006
Barbara R. Foorman	School of Teacher Education	August 9, 2006

## Daisy Parker Flory Alumni Professors

The award was established in 1985 to honor Dr. Daisy Parker Flory, Professor of Political Science, who was Dean of the Faculties from 1973 until her retirement in 1984. The award is given to recognize and honor faculty who have contributed to the University through their exemplary and sustained service to students, faculty, discipline/profession, and community.

<u>Daisy Parker Flory Alumni Professors</u>	<u>Department</u>	<u>Date of Designation</u>
Clifford K. Madsen	Music	1985-86
Fred Standley	English	1985-86
Patricia Y. Martin	Sociology	1989-90

## McKenzie Professors

These awards, funded by Sarah P. and W. Guy McKenzie, Sr. (formally funded by the FSU Foundation), honor full-time, tenured professors who exemplify high standards of performance in teaching, research and service.

<u>McKenzie Professors</u>	<u>Department</u>	<u>Date of Designation</u>
Janet G. Burroway	English	1987
Thomas R. Dye	Government; Policy Sciences	1987
Jaako Hintikka	Philosophy	1987
Louis N. Howard	Mathematics	1987
William O. Winstead	Music	1987
Karen J. Berkley	Psychology	1989
David K. Kirby	English	1989
Christopher Hunter	Mathematics	1991

# The President & Provost's Named Professorship Program

Named Professorships are a means of recognizing and honoring outstanding faculty in the colleges and schools of Florida State University.

<b><u>Named in 1999-2000</u></b>	<b><u>Title of Named Professorship</u></b>	<b><u>College</u></b>	<b><u>Department</u></b>
William J. Cloonan	Richard L. Chapple Prof. of Modern Languages & Linguistics	Arts & Sciences	Modern Languages & Ling.
Nancy T. de Grummond	M. Lynette Thompson Professor of Classics	Arts & Sciences	Classics
Zachary Fisk	Paul A. M. Dirac Professor of Physics	Arts & Sciences	Physics
Stanley E. Gontarski	Sarah Herndon Professor of English	Arts & Sciences	English
Vasken Hagopian	Joseph E. Lannutti Professor of Physics	Arts & Sciences	Physics
Frances C. James	Pasquale Graziadei Professor of Biological Science	Arts & Sciences	Biological Science
Neil T. Jumonville	William Warren Rogers Professor of History	Arts & Sciences	History
David E. Loper	George W. Devore Professor of Geological Sciences	Arts & Sciences	Geological Sciences
Alan G. Marshall	Kasha Professor of Chemistry	Arts & Sciences	Chemistry & Biochemistry
Joseph R. McElrath	William Hudson Rogers Professor of English	Arts & Sciences	English
Richard L. Pfeffer	Carl-Gustaf Rossby Professor of Meteorology	Arts & Sciences	Meteorology
Melvin E. Stern	V. W. Ekman Professor of Oceanography	Arts & Sciences	Oceanography
Walter R. Tschinkel	Margaret Y. Menzel Professor of Biological Science	Arts & Sciences	Biological Science
Richard K. Wagner	Alfred Binet Professor of Psychology	Arts & Sciences	Psychology
Jack T. Fiorito	J. Frank Dame Professor of Management	Business	Management
Carol A. Darling	Margaret Rector Sandels Professor of Human Sciences	Human Sciences	Family & Child Sciences
Richard R. Portman	Gordon Sawyer Professor of Recording Arts	MP Arts	Motion Picture Arts
Andre Thomas	Owen F. Sellers Professor of Music	Music	Music
William D. Berry	Marian D. Irish Professor of Political Science	Social Sciences	Political Science
David A. MacPherson	Abba Lerner Professor of Economics	Social Sciences	Economics
Willa Jo (Jawole) Zollar	Nancy Smith Fichter Professor of Dance	Visual Arts & Dance	Dance
<b><u>Named in 2000-2001</u></b>			
Wendy Bishop	Kellogg W. Hunt Professor of English	Arts & Sciences	English
John L. Bryant	Orville G. Harrold Professor of Mathematics	Arts & Sciences	Mathematics
John A. Corrigan	Edwin S. Gaustad Professor of Religion	Arts & Sciences	Religion
John G. Dorsey	Katherine Blood Hoffman Professor of Chemistry	Arts & Sciences	Chemistry & Biochemistry
Marc E. Freeman	Lloyd M. Beidler Professor of Biological Science	Arts & Sciences	Biological Science
William F. Herrnkind	Robert K. Godfrey Professor of Biological Science	Arts & Sciences	Biological Science
Robert A. Holton	Matthew Suffness Professor of Chemistry	Arts & Sciences	Chemistry & Biochemistry
Thomas E. Joiner	Bright-Burton Professor of Psychology	Arts & Sciences	Psychology
John E. Kelsay	Richard L. Rubenstein Professor of Religion	Arts & Sciences	Religion
Kirby W. Kemper	John David Fox Professor of Physics	Arts & Sciences	Physics
William T. Lhamon	George M. Harper Professor of English	Arts & Sciences	English
Nancy H. Marcus	Mary Sears Professor of Oceanography	Arts & Sciences	Oceanography
Ian W. McKeague	Ralph A. Bradley Professor of Statistics	Arts & Sciences	Statistics
Sheila Ortiz-Taylor	Francis G. Townsend Professor of English	Arts & Sciences	English
Joseph F. Owens	Guenter Schwarz Professor of Physics	Arts & Sciences	Physics
Mark F. Pietralunga	Victor Oelschläger Professor of Modern Languages	Arts & Sciences	Modern Languages & Ling.
Mark A. Riey	Raymond K. Sheline Professor of Physics	Arts & Sciences	Physics
Friedrich K. Stephan	Curt P. Richter Professor of Psychology & Neuroscience	Arts & Sciences	Psychology
W. Jeffrey Tatum	Olivia Nelson Dorman Professor of Classics	Arts & Sciences	Classics
Joseph K. Torgesen	Robert M. Gagne Professor of Psychology & Education	Arts & Sciences	Psychology
K. Michele Kacmar	Charles A. Rovetta Professor of Management	Business	Management
Amy M. Wetherby	L. L. Schendel Professor of Communication Disorders	Communication	Communication Disorders
Marilyn J. Young	Wayne C. Minnick Professor of Communication	Communication	Communication
Joseph C. Beckham	Allan Tucker Prof. of Educational Policy Studies & Leadership	Education	Ed. Leadership & Policy Studies
Namas Chandra	Krishnamurty Karamcheti Professor of Engineering	Engineering	Mechanical Engineering
Michael H. Peters	Elvin J. Dantin Professor of Engineering	Engineering	Chemical Engineering
Hsu-Pin (Ben) Wang	Simon Ostrach Professor of Engineering	Engineering	Industrial & Manufacturing Eng.
Emily M. Haymes	C. Etta Walters Professor of Exercise Science	Human Sciences	Nutrition, Food & Exercise Sci.
Robert J. Moffatt	Georgia Alice Stamford Professor of Exercise Science	Human Sciences	Nutrition, Food & Exercise Sci.
Douglas W. Kiefer	Donald Brittain Professor of Cinematography	MP Arts	Motion Picture Arts
Frank Kowalsky	Joseph A. White Professor of Music	Music	Music
Jayne M. Standley	Ella Scoble Opperman Professor of Music	Music	Music
Melissa A. Hardy	Raymond F. Bellamy Professor of Sociology	Social Sciences	Sociology
David W. Rasmussen	James H. Gapinski Professor of Economics	Social Sciences	Economics
C. Aaron McNece	Walter W. Hudson Professor of Social Work	Social Work	Social Work
Cynthia J. Hahn	Gulnar K. Bosch Professor of Art History	Visual Arts & Dance	Art History

# The President & Provost's Named Professorship Program

<b><u>Named in 2001-2002</u></b>	<b><u>Title of Named Professorship</u></b>	<b><u>College</u></b>	<b><u>Department</u></b>
Bruce T. Boehrer	Bertram H. Davis Professor of English	Arts & Sciences	English
Allan J. Clarke	Adrian E. Gill Professor of Oceanography	Arts & Sciences	Oceanography
Elbio R. Dagotto	Edward A. Desloge Professor of Physics	Arts & Sciences	Physics
Naresh S. Dalal	Dirac Professor of Chemistry	Arts & Sciences	Chemistry & Biochemistry
William K. Dewar	Pierre Welander Professor of Oceanography	Arts & Sciences	Oceanography
William Ross Ellington	Michael J. Greenberg Professor of Biological Science	Arts & Sciences	Biological Science
Roberto G. Fernandez	Dorothy Lois Breen Hoffman Prof. of Modern Lang. & Ling.	Arts & Sciences	Modern Languages & Linguistics
Alan R. Lang	R. Robert Browning Professor of Psychology	Arts & Sciences	Psychology
Sharon E. Nicholson	Heinz and Katharina Lettau Professor of Climatology	Arts & Sciences	Meteorology
Doron Nof	Fridtjof Nansen Professor of Oceanography	Arts & Sciences	Oceanography
William H. Outlaw, Jr.	Peter H. Homann Professor of Biological Science	Arts & Sciences	Biological Science
Stephan von Molnar	Robert A. Kromhout Professor of Physics	Arts & Sciences	Physics
Mark D. Winegardner	Janet G. Burroway Professor of English	Arts & Sciences	English
Sherwood W. Wise, Jr.	Lyman D. Toulmin Professor of Geological Sciences	Arts & Sciences	Geological Sciences
Ronald E. Goldsmith	Richard M. Baker Professor of Marketing	Business	Marketing
Gary R. Heald	Theodore Clevenger, Jr., Professor of Communication	Communication	Communication
Thomas G. Blomberg	Sheldon L. Messinger Professor of Criminology	Criminology	Criminology & Criminal Justice
Shridhar K. Sathe	D. K. Salunkhe Professor of Food Science	Human Sciences	Nutrition, Food & Exercise Sciences
John B. Ruhl	Joseph Story Professor of Law	Law	Law
Roy E. Delp	Walter S. James Professor of Voice	Music	Music
John M. Geringer	Lewis V. Pankaskie Professor of Music	Music	Music
Isaac W. Eberstein	Charles Meade Grigg Professor of Sociology	Social Sciences	Sociology
<b><u>Named in 2002-2003</u></b>	<b><u>Title of Named Professorship</u></b>	<b><u>College</u></b>	<b><u>Department</u></b>
Howard A. Baer	J. Daniel Kimel Professor of Physics	Arts & Sciences	Physics
R. Bruce Bickley	Griffith T. Pugh Professor of English	Arts & Sciences	English
Philip L. Bowers	Dwight B. Goodner Professor of Mathematics	Arts & Sciences	Mathematics
James S. Brooks	Grace C. and William G. Moulton Professor of Physics	Arts & Sciences	Physics
William C. Burnett	Carl Henry Oppenheimer Professor of Oceanography	Arts & Sciences	Oceanography
Jeffrey P. Chanton	John Widmer Winchester Professor of Oceanography	Arts & Sciences	Oceanography
Robert J. Contreras	James C. Smith Professor of Psychology	Arts & Sciences	Psychology
Timothy A. Cross	Earl Frieden Professor of Chemistry and Biochemistry	Arts & Sciences	Chemistry & Biochemistry
John J. Fenstermaker	Fred L. Standley Professor of English	Arts & Sciences	English
Marie E. Krafft	Martin A. Schwartz Professor of Chemistry	Arts & Sciences	Chemistry & Biochemistry
John R. Quine	Charles W. McArthur Professor of Mathematics	Arts & Sciences	Mathematics
Thomas M. Roberts	Robert B. Short Professor of Biological Science	Arts & Sciences	Biological Science
Pamela K. Coats	Robert C. Earnest Professor of Finance	Business	Finance
Marcy P. Driscoll	Leslie J. Briggs Professor of Educational Research	Education	Ed. Psychology & Learning Systems
Adam J. Hirsch	David M. Hoffman Professor of Law	Law	Law
Carolyn A. Bridger	John Boda Professor of Music	Music	Music
S. Douglass Seaton	Warren D. Allen Professor of Music	Music	Music
Charles E. Connerly	William G. & Budd Bell Prof. of Urban & Regional Planning	Social Sciences	Urban & Regional Planning
<b><u>Named in 2003-2004</u></b>	<b><u>Title of Named Professorship</u></b>	<b><u>College</u></b>	<b><u>Department</u></b>
Bettye Ann Case	Olga Larson Professor of Mathematics	Arts & Sciences	Mathematics
Jack E. Crow	John and Geraldine P. Schuler Professor of Physics	Arts & Sciences	Physics
Dean Falk	Hale G. Smith Professor of Anthropology	Arts & Sciences	Anthropology
Robert J. Gellately	Earl Beck Professor of History	Arts & Sciences	History
Hunt Hawkins	James M. McCrimmon Professor of English	Arts & Sciences	English
Ruby E. Krishnamurti	J. Stewart Turner Professor of Oceanography	Arts & Sciences	Oceanography
Efstratios Manousakis	Donald Robson Professor of Physics	Arts & Sciences	Physics
Mary E. Pohl	Laura Jepsen Professor of Anthropology	Arts & Sciences	Anthropology
Amanda Porterfield	Robert A. Spivey Professor of Religion	Arts & Sciences	Religion
Per Arne Rikvold	James Gust Skofronick Professor of Physics	Arts & Sciences	Physics
Joseph B. Schlenoff	Leo Mandelkern Professor of Polymer Science	Arts & Sciences	Chemistry & Biochemistry
Samuel L. Tabor	Norman P. Heydenburg Professor of Physics	Arts & Sciences	Physics
David B. Whalley	E.P. Miles Professor of Computer Science	Arts & Sciences	Computer Science
Xiaolei Zou	Jule Charney Professor of Meteorology	Arts & Sciences	Meteorology
Howard Goldstein	Donald M. Baer Professor of Comm. Sciences & Disorders	Communication	Communication Disorders
Robert A. Reiser	Robert M. Morgan Professor of Instructional Systems	Education	Ed. Psychology & Learning Systems

# The President & Provost's Named Professorship Program

---

## **2003-2004 (cont.)**

	<b><u>Title of Named Professorship</u></b>	<b><u>College</u></b>	<b><u>Department</u></b>
Emmanuel G. Collins	John H. Seely Professor of Mechanical Engineering	Engineering	Mechanical Engineering
Alice-Ann Darrow	Irvin Cooper Professor of Music	Music	Music Therapy
Eliza T. Dresang	Eliza Atkins Gleason Professor of Information Studies	Information Studies	Information Studies
Eric P. Ohlsson	Charles O. DeLaney Professor of Music	Music	Music
Colleen L. Muscha	Don Stowell, Jr. Professor of Theatre	Theatre	Theatre
Thomas L. Anderson	Jessie Lovano-Kerr Professor of Art Education	Visual Arts & Dance	Art Education
Lynda J. Davis	Nellie-Bond Dickinson Professor of Dance	Visual Arts & Dance	Dance

## **Named in 2004-2005**

	<b><u>Title of Named Professorship</u></b>	<b><u>College</u></b>	<b><u>Department</u></b>
Paul Cottle	Steve Edwards Professor of Physics	Arts & Sciences	Physics
Henry Fuelberg	David W. Stuart Professor of Meteorology	Arts & Sciences	Meteorology
Kenneth Roux	Kurt G. Hofer Professor of Biological Science	Arts & Sciences	Biological Science
Gershon Tenenbaum	Benjamin S. Bloom Professor of Education	Education	Ed. Psychology & Learning Systems
Justin Schwartz	Jack E. Crow Professor of Engineering	Engineering	Mechanical Engineering/NHMFL
Bryan Goff	Robert T. Braunagel Professor of Music	Music	Music
Patrick Meighan	Alfred N. Tipton Professor of Music	Music	Music
Frances Berry	Frank Sherwood Professor of Public Administration	Social Sciences	Public Administration and Policy
Richard Feiock	Augustus B. Turnbull Professor of Public Administration	Social Sciences	Public Administration and Policy
Robert Jay Turner	Marie E. Cowart Professor of Epidemiology and Sociology	Social Sciences	Sociology

## **Named in 2005-2006**

	<b><u>Title of Named Professorship</u></b>	<b><u>College</u></b>	<b><u>Department</u></b>
Bernd A. Berg	Paul A. Dirac Professor of Physics	Arts & Sciences	Physics
Neil H. Charness	William G. Chase Professor of Psychology	Arts & Sciences	Psychology
Raymond R. Fleming	John Francis Dugan Prof. of Modern Languages & Ling.	Arts & Sciences	Modern Languages & Linguistics
Harrison B. Prosper	Kirby Kemper Professor of Physics	Arts & Sciences	Physics
Kenneth A. Taylor	Donald L. D. Caspar Professor of Biological Sciences	Arts & Sciences	Biological Science
Lori J. Walters	Harry F. Williams Professor of French	Arts & Sciences	Modern Languages & Linguistics
Kathleen Yancey	Kellogg W. Hunt Professor of English	Arts & Sciences	English
Rolf A. Zwaan	F. C. Donders Professor of Psychology	Arts & Sciences	Psychology
Theodore G. Chiricos	William J. Wilson Prof. of Criminology & Criminal Justice	Criminology	Criminology & Criminal Justice
Pamela S. Carroll	Dwight L. Burton Professor of English Education	Education	Middle & Secondary Education
Steven W. Van Sciver	John H. Gorrie Professor of Mechanical Engineering	Engineering	Mechanical Engineering
Nicholas F. Mazza	Patricia V. Vance Professor of Social Work	Social Work	Social Work

## **Named in 2008-09**

	<b><u>Title of Named Professorship</u></b>	<b><u>College</u></b>	<b><u>Department</u></b>
Eric Baumer	Allen E. Liska Professor of Criminology	Criminology	Criminology & Criminal Justice

*Source: Office of the Dean of the Faculties*

## Robert O. Lawton Distinguished Professors

---

The Robert O. Lawton Distinguished Professor award is the highest honor faculty can bestow on a colleague. This award was first presented in 1957-58 and was known as the Distinguished Professor award until 1981 when it was renamed in honor of the late Vice President for Academic Affairs Robert O. Lawton. At that time past recipients also were designated Lawton Distinguished Professors.

<u>Year</u>	<u>Recipient</u>	<u>Department</u>	<u>Year</u>	<u>Recipient</u>	<u>Department</u>
1957-58	William Hudson Rogers	English	1996-97	Joseph Travis	Biological Science
1958-59	Marian Doris Irish	Government	1997-98	De Witt Sumners	Mathematics
1959-60	Anna Forbes Liddell	Philosophy	1998-99	Myles Hollander	Statistics
1960-61	Ernest Max Grunwald	Chemistry	1999-00	James J. O'Brien	Meteorology & Oceanography
1961-62	Wiley Lee Housewright	Music			
1962-63	Michael Kasha	Chemistry	2000-01	Christopher Tam	Mathematics
1963-64	Dorothy Hoffman	Modern Languages	2001-02	Nancy H. Marcus	Oceanography
1964-65	Carlisle Floyd, Jr.	Music	2002-03	Kirby W. Kemper	Physics
1965-66	Betty Monaghan Watts	Food and Nutrition	2003-04	David Kirby	English
1966-67	Raymond K. Sheline	Chemistry	2004-05	Not Awarded	
1967-68	Gregory R. Choppin	Chemistry	2005-06	Jayne M. Standley	Music Therapy
1968-69	Eugene D. Nichols	Mathematics Ed.	2006-07	Alan G. Marshall	Chemistry & Biochemistry
1969-70	Earl Frieden	Chemistry			
1970-71	Ralph Allan Bradley	Statistics	2007-08	Walter Tschinkel	Biological Science
1971-72	Lloyd Mumbauer Beidler	Biological Science	2008-09	Stanley Gontarski	English
1972-73	Kellogg Wesley Hunt	English	2009-10	Richard K. Wagner	Psychology
1973-74	I. Richard Savage	Statistics	2010-11	Thomas E. Joiner	Psychology
1974-75	Daniel Ralph Kenshalo	Psychology	2011-12	Jawole Willa Jo Zollar	Dance
1975-76	Richard Gordon Fallon	Theatre			
1976-77	Elena Nikolaidi	Music			
1977-78	Richard L. Rubenstein	Religion			
1978-79	Seymour L. Hess	Meteorology			
1979-80	George M. Harper	English			
1980-81	Harry M. Walborsky	Chemistry			
1981-82	Robert Gilmer	Mathematics			
1982-83	Robert M. Gagne	Ed Research, Dev, & Foundations			
1983-84	J. Herbert Taylor	Biological Science			
1984-85	Leo Mandelkern	Chemistry			
	Frank Proschan	Statistics			
1985-86	T.N. Krishnamurti	Meteorology			
1986-87	Daniel Simberloff	Biological Science			
1987-88	Werner Herz	Chemistry			
1988-89	Clifford K. Madsen	Music			
1989-90	Richard L. Greaves	History			
1990-91	Donald Robson	Physics			
1991-92	Nancy Smith Fichter	Dance			
	E. Imre Friedmann	Biological Science			
1992-93	James C. Smith	Psychology			
1993-94	Jayaram Sethuraman	Statistics			
1994-95	Kurt G. Hofer	Biological Science			
1995-96	Janet G. Burroway	English			

*Source: Office of the President*

---

# University Teaching Awards

---

Excellence in Undergraduate Teaching Awards were first awarded in 1962-63 and were then designated as the Coyle E. Moore, Jr. Awards. They were continued as the George Miller Teaching Awards in 1966-67 and 1967-68, the Amoco/Standard Oil Foundation Awards from 1967-77, the President's Teaching Awards from 1977-78 through 1984-85, and beginning in 1985-86, they were designated as the University Teaching Awards.

## The Coyle E. Moore, Jr. Award

<u>1962-63</u> James P. Jones	History	<u>1963-64</u> William W. Rogers	History	<u>1964-65</u> Katherine Hoffman	Chemistry
<u>1965-66</u> Steve Edwards	Physics	<u>1966-67</u> Michael J. Shaara	English	<u>1967-68</u> Ingrid Tiesler	Modern Languages

## The George Miller Teaching Award

<u>1966-67</u> Eva May Atwood	Modern Languages	<u>1967-68</u> Robley Light	Chemistry
----------------------------------	------------------	--------------------------------	-----------

## Amoco/Standard Oil Foundation Awards

<u>1967</u> Homer A. Black Donald D. Horward Dorothy M. Schlitt	Business (Accounting) History Science Education	<u>1968</u> Richard Baker, Jr. Joann James Robert J. Kansky	Marketing Modern Languages Mathematics Education	<u>1969</u> Harrison Chase William H. Heflin William H. Long	Geography Foreign Language Ed. Meteorology
<u>1970</u> Azzurra B. Givens Edward K. Mellon Charles T. Wellborn	Modern Languages Chemistry Religion	<u>1971</u> Ronald J. Clark Carolyn J. Schluck Jerome H. Stern	Chemistry Elementary Education English	<u>1972</u> Joyotpaul Chaudhuri W. W. de Grummond Jeanne L. Ryan	Government Classics Habilitative Science
<u>1973</u> John J. Carey Marilyn P. Gombosi Kay Judkins	Religion Music Clothing & Textiles	<u>1974</u> David L. Ammerman Janet G. Burroway James C. Smith	History English Psychology	<u>1975</u> William T. Lhamon Hans S. Plendl Robert Rubanowice	English Physics History
<u>1976</u> Eugene J. Crook Robert Carter Morris Marjorie Sparkman	English Physics Nursing	<u>1977</u> Richard L. Chapple Leo Sandon, Jr. George Weaver	Modern Languages Religion Psychology		

## President's Teaching Awards

<u>1977-78</u> James P. Jones, Jr. Clifford K. Madsen H. Peter Stowell	History Music English	<u>1978-79</u> Sydney R. Grant Colleen J. Kirk James C. Moore	Educational Research Music Audiology & Speech Pathology	<u>1979-80</u> John R. Albright Patricia A. Dore Kurt G. Hofer	Physics Law Biological Sciences
<u>1980-81</u> Joyce L. Carbonell Mildred W. Ravenell Patricia Rose	Psychology Law Art	<u>1981-82</u> Robert C. Clark E. Joe Nosari Michael E. Rashotte	Child., Reading, & Special Education Finance Psychology	<u>1982-83</u> Janice L. Flake Sandra W. Rackley Calvin E. Zongker	Curriculum & Instruction Communication Home & Family Life
<u>1983-84</u> Fanchon F. Funk John A. Payne William W. Rogers	Educational Leadership Audiology & Speech Pathology History	<u>1984-85</u> Edward A. Desloge John J. Fenstermaker Warren B. Nation	Physics English Marketing		

---

# University Teaching Awards

<b>1985-86</b>		<b>1986-87</b>		<b>1987-88</b>	
Hans P. Braendlin	Modern Languages	Phillip L. Bowers	Mathematics	David L. Balkwill	Biological Science
William J. Cloonan	Modern Languages	Victor Carrabino	Modern Languages	James K. Brewer	Educational Research
John A. Degen	Theatre	Doris H. Clark	Library & Information Studies	Amy Brown	Music
Nancy de Grummond	Classics	Eugene J. Crook	English	Donna Crowley	Communications
Emily T. Haymes	Movement Sc. & Physical Ed.	Thomas Dye	Political Science	Carol Darling	Home & Family Life
Janet E. Kodras	Geography	James H. Gapinski	Economics	John Elam	Biological Science
Duane A. Meeter	Statistics	Glorida A. Grizzle	Public Administration	Nan Goggin	Studio Art
Robert A. Reiser	Educational Research	Louis Howard	Mathematics	Leon Golden	Classics & Humanities
Michael M. Richey	Theatre	Patricia Johnson	Human Services & Studies	Richard Greaves	History
Timothy C. Verdon	Art History	David Levenson	Religion	Sally Hansen-Gandy	Family & Child Sciences
Barbara W. White	Social Work	Robert Neuman	Art History	Wolfgang Heil	Mathematics
		Fred Standley	English	Jeanne D. Heitmeyer	Clothing, Textiles, & Merch.
		Jayne M. Standley	Music	Donald Horward	History
		Sheila O. Taylor	English	Maxine Jones	History
				William Oldson	History
				Paul Piccard	Political Science
				David Quadagno	Movement Sc. & Physical Ed.
				Thomas Schaefer	Accounting
				Eric Walker	English
				James Wyatt	Modern Languages
<b>1988-89</b>		<b>1989-90</b>		<b>1990-91</b>	
Howard D. Baker	Psychology	Michael Armer	Sociology	Thomas G. Blomberg	Criminology
Franklin B. Brown	Chemistry	Stephen P. Baginski	Accounting	Stephen E. Celec	Finance
Charles W. Ehrhart	Law	Karen Berkeley	Psychology	Richard L. Hagen	Psychology
Kenneth A. Goldsby	Chemistry	Wm. A. Christiansen	Finance	James J. Hoffman	Management
Christopher Hunter	Mathematics	Paul R. Elliot	Biological Science	Sam W. Huckaba	Mathematics
William R. Jones	Religion & Black Studies	Bruce T. Grindal	Anthropology	Kathleen A. Kemp	Political Science
George E. Judy	Theatre	Anita S. Hollander	Accounting	Dianne F. Montgomery	Social Work
Stephen P. Leach	Computer Science	James Orcutt	Sociology	Donna M. Nudd	Communication
William F. Marzluff	Chem. & Molecular Biophy.	Glenn Parker	Political Science	Manuel L. Ponce	Interior Design
Jerome H. Stern	English	Bruce Rengers	Nutr., Food, & Movement Sc.	Terrence W. Tilley	Religion
James D. White	Criminology	Joe M. Richardson	History	Denise A. Tucker	Nursing
		Mary Shannahan	Nursing	Kathryn Weathersby	History
		Theodore P. Williams	Biological Science		
<b>1991-92</b>		<b>1992-93</b>		<b>1993-94</b>	
Jon S. Bailey	Psychology	Gary A. Benesh	Finance	Brenda L. Cappuccio	Modern Languages
Bruce T. Boehrer	English	Wendy Bishop	English	Karen Cunningham	English
John L. Bryant	Mathematics	Daniel R. Boroto	Psychology	Robert E. Deyle	Urban & Regional Planning
Karen M. Burgess	Mathematics	Bonnie L. Braendlin	English	Roberto G. Fernandez	Modern Languages
Anne M. Bush	Art	E. Wayne Hill	Family, Child & Consumer Sc.	Susan S. Fiorito	Clothing, Textiles & Merch.
Thomas D. Clark	Information Mgmt. Sciences	Bruce Holzman	Music	Kate W. Gelabert	Theatre
Larry C. Dennis	Physics	Susan I. Hruska	Computer Science	Frances C. James	Biological Science
Phillip E. Downs	Marketing	Elizabeth Jakubowski	Curriculum & Instruction	Neil T. Jumonville	History
Stephen C. Foster	Chemistry	John R. Kerr	Marketing	K. Michele Kacmar	Management
Lorie A. Fridell	Criminology & Crim. Justice	Emma H. Kittles	Clothing, Textiles & Merch.	John E. Kelsay	Religion
S. E. Gontarski	English	John P. Lunstrum	Childhood Education	William E. Leparulo	Modern Languages
Nancy R. Green	Nutr., Food, & Movement Sc.	Dennis D. Moore	English	Rochelle A. Marrison	Anthropology
Hunt Hawkins	English	Philip D. Morgan	History	Charles C. Ouimet	Psychology
Jack E. Hokanson	Psychology	Jerome S. Osteryoung	Finance	William H. Outlaw, Jr.	Biological Science
David W. Kirby	English	Norma C. Prestmeg	Curriculum & Instruction	Barbara C. Palmer	Ed. Theory & Practice
Frank Kowalsky	Music	Anne E. Rowe	English	David F. Powell	Law
Judith L. Irvin	Educational Leadership	Diana Scott	Childhood Education	Thomas M. Roberts	Biological Science
Larry W. Isaac	Sociology	Emmanuel I. Shargel	Educational Foundations	Bawa S. Singh	History
Edward A. Love	Art	Lee P. Stepina	Management	Dale L. Smith	Political Science
Betty Jo McCarty	Childhood Education	Jeffrey Tatum	Classics	Antoine E. Spacagna	Modern Languages
Urban B. Ozanne	Marketing	Andre Thomas	Music	Grayson H. Wheatley	Curriculum & Instruction
Pamela L. Perrew	Management	Walter R. Tschinkel	Biological Science		
Jill B. Quadagno	Sociology	Bruce W. Tuckman	Educational Research		
Joseph A. Travis	Biological Science	Lori J. Walters	Modern Languages		
Barton J. Wechsler	Public Administration	Charles H. Wolfgang	Childhood Education		
Paul L. Wilkens	Management				
<b>1994-95</b>		<b>1995-96</b>		<b>1996-97</b>	
Paolo B. Aluffi	Mathematics	H. Glenn Boggs, II	Risk Management	Allen W. Bathke, Jr.	Accounting
William J. Cloonan	Modern Languages	Judy K. Bowers	Music	Annette Blackwelder	Mathematics
Valerie J. Conner	History	Robert N. Braswell	Industrial Engineering	Karen M. Burgess	Mathematics
Lynda J. Davis	Dance	Pamela S. Carroll	Curriculum & Instruction	John L. Bryant	Mathematics
John A. Degen	Theatre	Carol A. Darling	Family & Child Sciences	James E. Croft	Music
Steven Gey	Law	Walter Dick	Educational Research	Nancy deGrummond	Classics
Virginia P. Green	Ed. Theory & Practice	Dean H. Gatzlaff	Risk Management	Isaac W. Eberstein	Sociology

# University Teaching Awards

## University Teaching Awards (continued)

### 1994-95 (continued)

William R. Jones  
Black Studies  
Wallace A. Kennedy  
Psychology  
Stephen Leach  
Computer Science  
Darrell E. Levi  
History  
Jean M. Lickson  
Theatre  
James B. Meyer  
Psychology  
Maxine Montgomery  
English  
Mary Ann Moore  
Textiles & Consumer Sci.  
Donald A. Nast  
Finance  
John D. Neill, III  
Accounting  
William O. Oldson  
History  
John A. Payne  
Communications  
David M. Quadagno  
Biological Science  
Paul W. Strait  
History  
David Van Winkle  
Physics  
Eric C. Walker  
English  
C. Walters\_Chapman  
Family & Child Sciences  
Edward Wynot, Jr.  
History

### 1997-98

Doris A. Abood  
Nutr., Food & Movement Sci.  
Jon S. Bailey  
Psychology  
Michael B. Bakan  
Music  
Marilyn Barger  
Civil Engineering  
Tessa Bartholomeusz  
Religion  
Thomas Blomberg  
Criminology  
Simon C. Capstick  
Physics  
Roy E. Delp  
Music  
Kenneth A. Dodaro  
Mathematics  
Piotr G. Fajer  
Biological Science  
Lorie A. Fridell  
Criminology  
Thomas J. Harrison  
Electrical Engineering  
Janet E. Kodras  
Geography  
Victoria MacDonald  
Ed. Foundations & Policy St.  
Ian W. McKeague  
Statistics  
Sally E. McRorie  
Art Education  
Stefan C. Norrbin  
Economics  
Jerome Osteryoung  
Finance  
Daniel J. Pullen  
Classics  
Robert H. Reeves  
Biological Science  
Jane L. Reimers  
Accounting  
V. Sambamurthy  
Information & Mgmt. Sci.  
W. Jeffrey Tatum  
Classics

### 2000-01

Ljubisa Adamovich  
Economics  
Paolo Aluffi  
Mathematics  
Thomas L. Anderson  
Art Education  
R. Bruce Bickley, Jr.  
English  
William Cloonan  
Modern Languages  
Pamela K. Coats  
Finance  
Paul D. Cottle  
Physics  
Donna J. Crowley  
Communication Disorders  
Jean Dangler  
Modern Languages  
John A. Degen  
Theatre  
Jorge Delva  
Social Work  
Martin K. Foy  
English  
Elizabeth Goldsmith  
Textiles & Consumer Sci.  
Ronald E. Goldsmith  
Marketing  
Ladislav Kubik  
Music  
Patricia Y. Martin  
Sociology  
Thomas S. McCaleb  
Economics  
James D. McLaughlin  
Textiles & Consumer Sci.  
Patrick Meighan  
Music  
Richard J. Morris  
Communication Disorders  
Jorge Piekarewicz  
Physics  
John R. Reynolds  
Sociology  
Don E. Schlagenhauf  
Economics  
Edward D. Wynot, Jr.  
History  
Mark T. Ziegler  
Communication

### 1995-96 (continued)

Joey F. George  
Information & Mgmt. Sci.  
Larry Gerber  
Music  
Elizabeth Goldsmith  
Textiles & Consumer Sci.  
Jean Graham-Jones  
Modern Languages  
Cathy W. Levenson  
Nutr., Food & Movement Sci.  
Christopher Lonigan  
Psychology  
K. Myers-Pietralunga  
Interior Design  
Joe L. Mott  
Mathematics  
Sheila Ortiz-Taylor  
English  
Valentina Pichugin  
Modern Languages  
Joe M. Richardson  
History  
Alvin Stauber  
Risk Management  
De Witt L. Sumners  
Mathematics  
Robert G. Turner  
Finance  
Frank A. Vickory  
Risk Management  
George E. Weaver  
Psychology  
Thomas M. Welsh  
Dance

### 1998-99

Winnifred Adolph  
Modern Languages  
Jon Ahlquist  
Meteorology  
Michael Blaber  
Chemistry  
James Brey  
Communication  
Karen Clarke  
Music  
Betty Dessants  
History  
Kevin Eastman  
Risk Mgmt. & Insurance  
Nina Efimov  
Modern Languages  
John Fenstermaker  
English  
Raymond Fleming  
Modern Languages  
Jonathon Grant  
History  
Chanta Haywood  
English  
Gary Heald  
Communication  
Larry Isaac  
Sociology  
Brenda Jarmon  
Social Work  
Frank Johnson  
Psychology  
Joseph McElrath  
English  
Timothy Moerland  
Biological Science  
Hans-Friedrich Mueller  
Classics  
William Outlaw, Jr.  
Biological Science  
Suzanne Parker  
Political Science  
Richard Portman  
M.P., TV & Recording Arts  
Mark Riley  
Physics  
Douglas Zahn  
Statistics

### 2001-02

H. Glenn Boggs  
Risk Management/Insurance  
Robert N. Braswell  
Industrial Engineering  
Carolyn Bridger  
Music  
Joyce Carbonell  
Women's Studies/  
Psychology  
Scottye Cash  
Social Work  
Thomas Cornille  
Family and Child Sciences  
Jodee Dorsey  
Nutrition, Food & Exer. Sci.  
Barry Faulk  
English  
Donna Fletcher  
Rec. & Leisure Services  
Sam Huckaba  
Mathematics  
David F. Johnson  
English  
James P. Jones  
History  
Aaron Feng Lan  
Modern Languages  
Mark Messersmith  
Art  
James Orcutt  
Sociology  
Kislaya Prasad  
Economics  
Pamela Ryan  
Music  
David Whalley  
Computer Science  
James L. Wyatt  
Modern Languages

### 1996-97 (continued)

Kathleen M. Erndl  
Religion  
Stanley E. Gontarski  
English  
Richard L. Hagen  
Psychology  
Jeanne D. Heitmeyer  
Textiles & Consumer Sci.  
James J. Hoffman  
Management  
Allen W. Imershein  
Sociology  
David Kirby  
English  
Richard N. Mariscal  
Biological Science  
Bruce Menchetti  
Special Education  
Gregory A. Riccardi  
Computer Science  
Shridhar K. Sathe  
Nutr., Food & Movement Sci.  
S. Douglass Seaton  
Music  
William Snyder  
Educational Leadership  
Barry Solomon  
Communication  
Richard K. Wagner  
Psychology  
Virginia G. Walker  
Communication Disorders  
David S. Warmath  
Neuroscience

### 1999-00

Margaret Baldwin  
Law  
Carol Batker  
English  
Wendy Bishop  
English  
George Blakely  
Studio Art  
Shannon Burkes  
Religion  
William Christiansen  
Finance  
Allan Clarke  
Oceanography  
Billy Close  
Criminology  
Barry Diskin  
Risk Mgmt. & Insurance  
John Drew  
Music  
Donald Hodges  
Philosophy  
John McMichael  
Mathematics  
David Macpherson  
Economics  
Robert Marshall  
Risk Mgmt. & Insurance  
Ann Mullis  
Family & Child Sciences  
Jay Rayburn  
Communication  
Sue Reid  
Public Adm. & Policy  
Samuel Rickless  
Philosophy  
Adam Sarty  
Physics  
Martin Schwartz  
Chemistry  
James Sickinger  
Classics  
Kaisheng Song  
Statistics  
James Wooland  
Mathematics

### 2002-03

Barbara Allison  
Family and Child Sciences  
Albert Barcion  
Meteorology  
George Bates  
Biological Sciences  
Allen Bathke  
Accounting  
Robert Clark  
Elementary Education  
Patrick Dunnigan  
Music  
Lloyd Epstein  
Biological Sciences  
Laurel Fulkerson  
Classics  
Elizabeth Jakubowski  
Middle & Secondary Ed.  
Maxine Jones  
History  
Danuta Leszczynska  
Civil Engineering  
Jean Lickson  
Theatre  
Timothy Logan  
Chemistry  
Bryan Loney  
Psychology  
Michael Meredith  
Biological Sciences  
Maxine Montgomery  
English  
Joseph Owens  
Physics  
Pushkala Raman  
Marketing  
Cristina Rios  
Elementary Education  
Jayne Standley  
Music  
Oliver Steinbock  
Chem. & Biochemistry  
Frank Vickory  
Risk Mgmt/Insurance  
& Real Estate  
Denise Von Glahn  
Music  
Peng Xiong  
Physics

# University Teaching Awards

## University Teaching Awards (continued)

### 2003-04

Reb Braddock M.P., TV & Rec. Arts  
 Leigh Edwards English  
 David Gaitros Computer Science  
 Nancy Greenbaum Chemistry & Biochemistry  
 Larry Isaac Sociology  
 Victoria- Educational Leadership &  
 Maria MacDonald Policy Studies  
 Richard Morton Accounting  
 Michael Peters Chemical Engineering  
 Gary Smith Finance  
 Mark Winegardner English

### 2004-05

Jon Ahlquist Meteorology  
 Michael Buchler Music  
 Pamela Carroll Middle & Secondary Ed.  
 Peter Dalton Philosophy  
 Kimberly Harris Hospitality  
 Frank Johnson Psychology  
 David Kangas Religion  
 Martin Kavka Religion  
 Jeffrey Keesecker Music  
 Daniel Klooster Geography  
 Frank Kowalsky Music  
 Vickie Lake El. & Early Childhood Ed.  
 Cathy Levenson Nutrition, Food & Exer. Sci.  
 Steven Mills Family & Child Sciences  
 Dennis Moore English  
 Linda M. Rogers Mathematics  
 Michael Rychlik Middle & Secondary Ed.  
 Zeina Schlenoff Modern Languages  
 Matthew Shaftel Music  
 James Simpson Industrial Engineering  
 Michelle Stebleton Music  
 Kimberly VanWeelden Music  
 Paul Marty Information  
 Robert Reeves Biological Sciences

### 2005-06

Leslie Aspinwall Middle & Secondary Ed.  
 Jose Blanco Textiles & Consumer Sci.  
 Michael Brady Marketing  
 William Christiansen Finance  
 Lance deHaven-Smith Public Admin. & Policy  
 Lise Diez-Arguelles Management  
 Kathleen Erndl Religion  
 Deborah Floyd Childhood Ed., Reading  
 & Disability Services  
 Kenneth Goldsby Chem. & Biochemistry  
 Deborah Hason Middle & Secondary Ed.  
 Sally Karioth Nursing  
 Jon Maner Psychology  
 Alfred Mele Philosophy  
 Anthony Morgan Dance  
 Ricardo Navarro Interior Design  
 John Parks Music  
 David Quadagno Biological Sciences  
 Arthur Raney Communication  
 S. Slaveva-Griffin Classics  
 Nora Underwood Biological Sciences  
 Lisa Wakamiya Modern Languages  
 James Whyte Nursing  
 Thomas Wright Music

### 2006-07

Doris Abood Nutrition, Food & Exer. Sci.  
 Igor Alabugin Chemistry & Biochemistry  
 Jon Bailey Psychology  
 Billy Barbour Panama City Campus  
 Frederick Davis History  
 James Doran Finance  
 Henry Fuelberg Meteorology  
 Michele Garber Nutrition, Food & Exer. Sci.  
 Elizabeth Goldsmith Textiles & Consumer Sci.  
 Bruce Grindal Anthropology  
 Evan Jones Music  
 Edward Klatt Medicine  
 Lenore McWey Family & Child Sciences  
 Donna Nudd Communication  
 Jorge Pickarewicz Physics  
 Susan Porterfield Nursing  
 Mark Riley Physics  
 Pamela Robbins History  
 Deana Rohlinger Sociology  
 Lisa Scott Communication Disorders  
 Jon Stallins Geography  
 Julie Stierwalt Communication Disorders  
 Thomas Welsh Dance  
 Susan Wood Middle & Secondary Ed.  
 Mark Zeigler Communication

### 2007-08

Paolo Aluffi Mathematics  
 Cheryl Beeler Sport Mgmt, Recreation Mgmt  
 & Physical Ed  
 Radha Bose Statistics  
 Joseph Calhoun Economics  
 Billy Close Criminology & Criminal Justice  
 Jerome Cronin Marketing  
 Nanna Cuchens Nursing  
 Norma "Jeanne" Dexter Panama City Campus\_Mgmt  
 Andrew Epstein English  
 Donna Fletcher SM, RM & Physical Ed.  
 Larry Gerber Music  
 Steven Gey Law  
 Frank Gunderson Music  
 Sandra Halvorsen PC Campus-Communication  
 Monica Hurdal Mathematics  
 Alexander Jimenez Music  
 Darrin McMahon History  
 Jeff Patterson Accounting  
 Carolyn Piazza Childhood Ed., Reading  
 & Disability Services  
 Steven Ramsier Statistics  
 Nat Stern Law  
 Denise Tucker Nursing  
 William Woodyard Risk Mgmt/Ins., R. Estate, & Bus. Law

### 2008-09

Natalya Baldyga Theatre  
 Allen Bathke Accounting  
 Randy Blass Management  
 Terence Coonan Center-Adv. of Human Rights  
 Angela Davis Teacher Education  
 Jonathan Grant History  
 James Jones History  
 Kelley Kline Psychology, PC Campus  
 Amy Koehlinger Religion  
 Marie Krafft Chemistry & Biochemistry  
 Victoria Meyer MP, TV & Recording Arts  
 Tom Miller Biological Sciences  
 Lynn Pantan Nutrition, Food & Exer. Sci.  
 Mark Pietralunga Modern Languages  
 John Reynolds Sociology  
 Cristina Rios Teacher Ed., PC Campus  
 David Rowell Theatre  
 Eugene Ryerson Medicine  
 Shridhar Sathe Nutrition, Food & Exer. Sci.  
 Annette Schwabe Sociology  
 Patricia Spears Biological Science  
 Kathryn Tillman Sociology  
 Molly Wasko Mgmt. Information Systems  
 Kaifeng Yang Public Administration

### 2009-10

Michael Bakan Music  
 Bruce Billings Accounting  
 G. Curtis Bridgeman Law  
 Joyce Carbonell Psychology  
 Amy Chan Hilton Civil Engineering  
 Katharine Davis Teacher Education, PC  
 Gregory Dudley Chemistry & Biochemistry  
 Leigh Edwards English  
 Susan Fiorito Textiles and Consumer Sciences  
 Kathy Froelich Teacher Education  
 George Huston Accounting  
 Carrie Lane Psychology  
 Timothy Logan Chemistry & Biochemistry  
 Janice McCabe Sociology  
 David McNaughton Philosophy  
 Vincent Mikkelsen History  
 Steve Paris Mathematics  
 Ebrahim Randeree Library & Information Studies  
 Allen Romano Classics  
 Chris Schatschneider Psychology  
 Timothy Stover Classics  
 Robert Wagoner Dance  
 Kathleen Yancey English

### 2010-11

Jon Ahlquist Earth, Ocean & Atmos. Science  
 Margaret Ashmore Social Work  
 Deborah Bish Music  
 Elizabeth Chamblee Burch Law  
 Robin Craig Law  
 Ming Cui Family & Child Sciences  
 Kristie Fleckenstein English  
 Lora Holcombe Economics  
 David F. Johnson English  
 Mark Kearley Chemistry & Biochemistry  
 Steven Kelly Music  
 Toni Kirkwood-Tucker Teacher Education  
 Murray Krantz Family & Child Sciences  
 Mark Licht Psychology  
 Daniel Maier-Katkin Criminology  
 Rick McCullough Dance  
 Brian G. Miller Chemistry & Biochemistry  
 Jill Pable Interior Design  
 Zeina Schlenoff Modern Languages  
 Michael Shatrak Chemistry & Biochemistry  
 Helge Swanson Teacher Education  
 Stephen Tripodi Social Work  
 James Tull Earth, Ocean & Atmos. Science  
 Shelbie Witte Teacher Education

# Developing Scholar Awards

<b><u>1977-78</u></b>		<b><u>1978-79</u></b>		<b><u>1979-80</u></b>	
Robert L. Conn	Finance	Jayne M. Alley	Music	Karyl J. Louwenaar	Music
James Gapinski	Economics	Burton M. Atkins	Government	Randolph R. Rill	Chemistry
Daniel S. Simberloff	Biological Science	Virgil L. Goedken	Chemistry	Leo Sandon	Religion
Gunther Stamm	Art	James D. Orcutt	Sociology	William R. Thompson	Government
		Friedrich K. Stephan	Psychology		
		Susan B. Thomas	Child Development		
<b><u>1980-81</u></b>		<b><u>1981-82</u></b>		<b><u>1982-83</u></b>	
Scott C. Flanagan	Government	Robert W. Fichter	Art	Nancy de Grummond	Classics
Marc E. Freeman	Biological Science	William F. Marzluff	Chemistry	Nancy R. Green	Nutrition & Food Science
Dale A. Olsen	Music	Glenn R. Parker	Government	Penelope E. Mason	Art History
Marie W. Osmond	Sociology	William E. Pelham, Jr.	Psychology	Thomas S. McCaleb	Economics
Joseph Torgesen	Psychology	H. Peter Stowell	English	Gerald W. McDonald	Sociology
		Robert A. Reiser	Ed. Research, Development & Foundations	Joseph F. Owens, III	Physics
<b><u>1983-84</u></b>		<b><u>1984-85</u></b>		<b><u>1985-86</u></b>	
Meinrat O. Andreae	Oceanography	Ronald C. Braswell	Finance	Gregory G. Dess	Management
Russell J. Dalton	Political Science	Allan J. Clarke	Oceanography	W. Ross Ellington	Biological Science
Larry W. Isaac	Sociology	Mark J. Martinko	Management	Kathleen A. Kemp	Political Science
Gerald P. Schatten	Biological Science	Samuel L. Tabor	Physics	S. Douglass Seaton	Music
Harold E. Van Wart	Chemistry	Joseph Travis	Biological Science	Timothy C. Verdon	Art History
<b><u>1986-87</u></b>		<b><u>1987-88</u></b>		<b><u>1988-89</u></b>	
Pamela K. Coats	Finance	David Balkwill	Biological Science	George W. Bates	Biological Science
Dennis W. Duke	Physics	Lawrence Dennis	Physics	Glen H. Doran	Anthropology
Melissa A. Hardy	Sociology	Marta Harley	English	Marcy Driscoll	Educational Research
Christopher Lingle	Biological Science	Sharon Nicholson	Meteorology	David R. Peterson	Finance
Charles M. Tolbert	Sociology	Isaac Eberstein	Center for the Study of Population	Bernd A. Berg	Physics & Supercomputer
<b><u>1989-90</u></b>		<b><u>1990-91</u></b>		<b><u>1991-92</u></b>	
Anthony J. Arnold	Geology	Timothy A. Cross	Chemistry	William Dewar	Oceanography
Pamela P. Peterson	Finance	Sharon J. Derry	Psychology	Marie E. Kraft	Chemistry
Janet E. Kodras	Geography	Efstratios Manousakis	Physics	David Levinthal	Physics
Michael Meredith	Biological Science	Phillip D. Morgan	History	Jean Mitchell	Economics
		Amy Wetherby	Communication Disorders	Charles Ouimet	Psychology
<b><u>1992-93</u></b>		<b><u>1993-94</u></b>		<b><u>1994-95</u></b>	
Paul D. Cottle	Physics	Bruce T. Boehrer	English	Howard A. Baer	Physics
John E. Kelsay	Religion	N. Chandrasekaran	Mechanical Engineering	Wendy Bishop	English
Pamela E. Perrewe	Management	Angelo M. Collins	Curriculum & Instruction	Jeffrey Chanton	Oceanography
Bruce Stiffl	Urban & Regional Planning	Neil S. Lundberg	Geology	Jerzy Cioslowski	Chemistry
W. Jeffrey Tatum	Classics	Lori J. Walters	Modern Languages	Sam Huckaba	Mathematics
				Robert T. Walker	Geography
<b><u>1995-96</u></b>		<b><u>1996-97</u></b>		<b><u>1997-98</u></b>	
Elbio Dagotto	Physics	Pedro Arce	Chemical Engineering	Emmanuel Collins, Jr.	Mechanical Engineering
Stuart E. Dryer	Biological Science	Timothy Moerland	Biological Science	Piotr G. Fajer	Biological Science
Bruce R. Locke	Chemical Engineering	Michael Overton	Human Science	K. Michele Kacmar	Management
Joseph B. Schlenoff	Chemistry	Harrison Prosper	Physics	Adriana Moreo	Physics
Linda Vinton	Social Work	Justin Schwartz	Mechanical Engineering	Christopher J. Patrick	Psychology
<b><u>1998-99</u></b>		<b><u>1999-00</u></b>		<b><u>2000-01</u></b>	
Paolo Aluffi	Mathematics	Kathleen Erndl	Religion	Michael Chapman	Chemistry
Richard Lee Hyson	Psychology	Elna Green	History	Cathy Levenson	Nut, Food & Exer. Sci.
David Johnson	English	Thomas Joiner	Psychology	Don Levitan	Biological Sciences
Jeffrey Mondak	Political Science	Evan Ringquist	Political Science	Christopher Lonigan	Psychology
Peter Wainwright	Biological Science	Rolf Zwaan	Psychology	Nathan Stoltzfus	History
<b><u>2001-02</u></b>		<b><u>2002-03</u></b>		<b><u>2003-04</u></b>	
Susan Blessing	Physics	Nicholas Bonesteel	Physics	Farrukh Alvi	Mechanical Engineering
Michael Bakan	Music	Darryl Dickson-Carr	English	Vladimir	
James Sickinger	Classics	David J. Ketchen	Management	Dobrosavljevic	Physics
Michael Mascagni	Computer Science	Will Moore	Political Science	Zuoxin Wang	Psychology
Jean Graham-Jones	Modern Languages	Paul Trombley	Biological Science		
Donald Odita	Art				

# Developing Scholar & Graduate Faculty Mentor Awards

---

## Developing Scholar Awards (continued)

### 2004-05

Jerold Pope	Music
Jorge Piekarewicz	Physics
John Bertot	Information Studies
Amy Sang	Chemistry & Biochemistry
David Houle	Biological Science

### 2005-06

Carol Anne Clayson	Meteorology
Thomas Houpt	Biological Sciences
Joel Kostka	Oceanography
Anuj Srivastava	Statistics
Daniel Vitkus	English

### 2006-07

Richard Bertram	Mathematics
Darrin McMahon	History
Laura Reina	Physics
Oliver Steinbock	Chemistry & Biochemistry
Gary Tyson	Computer Science

### 2007-08

Gregory M. Erickson	Biological Science
Debra Fadool	Biological Science
Hong Li	Chemistry & Biochemistry
Peng Xiong	Physics
Kun Yang	Physics

### 2008-09

Frederick Davis	History
Robin Goodman	English
Mark Horner	Geography
Jon Maner	Psychology
Jill Pable	Interior Design
Louis St. Laurent	Oceanography

### 2009-10

Stephanie Al Otaiba	Teacher Education
Julianna Baggott	English
Carol Connor	Psychology
Min Deng	Biological Science
Gregory Dudley	Chemistry & Biochemistry
Ingo Wiedenhoever	Physics

### 2010-11

Matthew J. Goff	Religion
Mohamed Kabbaj	Biomedical Sciences
Michael P. Kaschak	Psychology
Piyush Kumar	Computer Science
Kathryn H. Tillman	Sociology

## Graduate Faculty Mentor Award

### 2004-05

Jonathan Grant	History
Donald Horward	History
James P. Jones	History
Clifford Madsen	Music
James O'Brien	Meteorology

### 2005-06

Thomas Joiner	Psychology
Mark Winegardner	English
Lisa Waxman	Interior Design
Gerald Ferris	Management
David Whalley	Computer Science

### 2006-07

Thomas C.S. Keller, III	Biological Science
Tiruvalam Krishnamurti	Meteorology
Alan R. Lang	Psychology
Irene Padavic	Sociology
Jayne Standley	Music

### 2007-08

Henry Fuelberg	Meteorology
Don Levitan	Biological Science
Maricarmen Martinez	Humanities
Pamela Perrewe	Management
Anuj Srivastava	Statistics

### 2008-09

Nancy de Grummond	Classics
William Hillison	Accounting
Frank Kowalsky	Music
Richard Liang	Industrial Engineering
Daniel McGee	Statistics

### 2009-10

Stephanie Al Otaiba	Teacher Education
Carol Anne Clayson	Meteorology
Yun-Hwa Hsieh	Nut, Food & Exer. Sci.
Norman Schmidt	Psychology

### 2010-11

Joseph Beckham	Ed. Leadership/Policy Studies
Nina Efimov	Modern Languages
Richard Feiock	Public Administration
Amy Sang	Chemistry & Biochemistry
Phillip Steinberg	Geography

# University Advising Awards

---

## University Advising Awards

<b><u>1989-90</u></b>		<b><u>1990-91</u></b>		<b><u>1991-92</u></b>	
Bettye Case	Mathematics	Christy Baker	Social Work	Kenneth Goldsby	Chemistry
James Cobbe	Economics	Ann Durham	English	Sally Hansen-Gandy	Home Economics Ed.
Gary Fournier	Economics	Lorie Fridell	Criminology	Barbara Jones	Undergraduate Studies
Henry Fuelberg	Meteorology	Geraldine Frost	Social Sciences	Emilie Morlock	Honors/Scholars Program
Phillip Leamon	Curriculum & Instruction	Stephen Leach	Computer Science	Judith Parsons	Arts & Sciences
Lloyd Price	Communication Disorders	Deborah Perry	History	Phyllis Straus	Art
George Weaver	Psychology	Paul Piccard	Political Science	Shirley Wilder	Education
		Ruth Williams	Psychology		
<b><u>1992-93</u></b>		<b><u>1993-94</u></b>		<b><u>1994-95</u></b>	
Linda Forsythe	Undergraduate Studies	Jon Ahlquist	Meteorology	Melanie Booker	Biological Science
Diane Morris	Psychology	Jon Bailey	Psychology	Sue Capitani	Study Abroad Programs
Judy Waters	Criminology	Donna Bostwick	Business Administration	Linda Mahler	Undergraduate Studies
		George Buzyna	Mechanical Engineering		
		Dante Laudadio	Hospitality Administration		
		Kathleen Smith	Medical Sciences		
		Lisa Velez Davis	Arts & Sciences		
<b><u>1995-96</u></b>		<b><u>1996-97</u></b>		<b><u>1997-98</u></b>	
Michelle Bushong	Computer Science	Robert Braswell	Industrial Engineering	Christine Boyd	Academic Advising Center
Sandra Lewis	Special Education	David Butler	Interior Design	Rickey Spain	Computer Science
Marina Sarg-Mendez	Psychology	Virginia Walker	Communication Disorders	Phyllis Straus	Art
<b><u>1998-99</u></b>		<b><u>1999-00</u></b>		<b><u>2000-01</u></b>	
Carol Bullock	Economics	Alice Earp	Undergraduate Studies	Patricia Stith	Retention Center
Jane Clendinning	Music	Susan Garis	Business		
		Deborah Perry	History		
<b><u>2001-02</u></b>		<b><u>2002-03</u></b>		<b><u>2003-04</u></b>	
Bonnie Greenwood	Human Sciences	Elizabeth Foster	Medicine (Psychology)	Doug Mikutel	Advising First (UG Studies)
Brett Kemker	Communication Disorders	Pamela Graham	Social Work	Nikki Raimondi	Advising First (UG Studies)
M. Kim Maddox	Social Work			Robert Reeves	Biological Sciences
Thomas McCaleb	Economics			Shridhar Sathe	Nutr., Food & Exercise Sci
Judy Nunez	Theatre			Chiang Shih	Mechanical Engineering
				Phyllis Straus	Art
<b><u>2004-05</u></b>		<b><u>2005-06</u></b>		<b><u>2006-07</u></b>	
T. Berne-Anderson	Medicine	Nancy Benavides	Law	David Butler	Interior Design
Carol Bullock	Economics	Ann DelRossi	Social Sciences	Stephanie Cameron	English
Scott Thorp	Information	Kimberly Hicks	Business	Norma Dexter	Panama City Campus
		Deborah Perry	History	William Hudson	Multicultural Stud. Affairs
<b><u>2007-08</u></b>		<b><u>2008-09</u></b>		<b><u>2009-10</u></b>	
D. Craig Filar	Biological Science	Kimberly Amos-Tata	Nursing	Igor Alabugin	Chemistry and Biochemistry
Henry Fuelberg	Meteorology	Jeff Badger	Biological Science	Shellie Camp	Chemistry and Biochemistry
Susan Glaser	College of Education	Robert Lovins	Military Science	Mary LePoer	Modern Languages
Robbin Hand	Sociology			Mark Roof	Business
Janice Lindsley	College of Business				
Betty Stanton	Computer Science				
<b><u>2010-11</u></b>					
Tanya Hayes Perry	Undergraduate Studies				
Jessica Rollins	Business				

# University Distinguished Teacher & Research Professor Awards

## University Distinguished Teacher Awards

<b><u>1989-90</u></b>	Ronald J. Clark Kurt G. Hofer Donald D. Horward Clifford K. Madsen Edward K. Mellon	Chemistry Biological Science History Music Chemistry	<b><u>1990-91</u></b>	James P. Jones William T. Lhamon Michael Rashotte William Rogers Leo Sandon	History English Psychology History Religion	<b><u>1991-92</u></b>	Janet G. Burroway	English
<b><u>1992-93</u></b>	David B. Levenson	Religion	<b><u>1993-94</u></b>	James C. Smith	Psychology	<b><u>1994-95</u></b>	Stephen P. Leach	Computer Science
<b><u>1995-96</u></b>	Eric C. Walker	English	<b><u>1996-97</u></b>	Carol A. Darling	Family & Child Science	<b><u>1997-98</u></b>	Kenneth A. Goldsby	Chemistry
<b><u>1998-99</u></b>	Dennis Moore	English	<b><u>1999-00</u></b>	Robert Reiser	Educational Research	<b><u>2000-01</u></b>	John Fenstermaker	English/American and Florida Studies
<b><u>2001-02</u></b>	Not Awarded		<b><u>2002-03</u></b>	Shridhar K. Sathe	Nutr., Food & Exercise Sci.	<b><u>2003-04</u></b>	Karen B. Everage	Mathematics
<b><u>2004-05</u></b>	Charles Ouimet	Medicine	<b><u>2005-06</u></b>	Pamela Carroll	Middle & Secondary Ed.	<b><u>2006-07</u></b>	David Kirby	English
<b><u>2007-08</u></b>	William Christiansen	Finance	<b><u>2008-09</u></b>	Mark Ziegler	Communication	<b><u>2009-10</u></b>	Pamela K. Coats	Finance
<b><u>2010-11</u></b>	Jill Quadagno	Sociology						

## Distinguished Research Professor Awards

<b><u>1991</u></b>	William Harper James O'Brien Christopher Tam	Studio Art Meteorology/Oceanography Mathematics	<b><u>1992</u></b>	Daniel B. Eisenberg David E. Loper Glenn R. Parker	Modern Languages Mathematics Policy Sciences	<b><u>1993</u></b>	Bruce L. Benson Pasquale P. Graziadei De Witt L. Sumners	Economics Biological Science Mathematics
<b><u>1994</u></b>	Kirby W. Kemper Charles B. Nam Ralph V. Turner	Physics Sociology History	<b><u>1995</u></b>	John L. Bryant Marc E. Freeman Joseph F. Owens, III	Mathematics Biological Science Physics	<b><u>1996</u></b>	Myles Hollander Frances James Melvin Stern	Statistics Biological Science Oceanography
<b><u>1997</u></b>	Richard Pfeffer Joseph Torgesen Steven Van Sciver	Meteorology Psychology Mechanical Engineering	<b><u>1998</u></b>	Sharon Nicholson Vasken Hagopian John Myles	Meteorology Physics Sociology	<b><u>1999</u></b>	David Balkwell Barry Hirsch Alan Marshall	Biological Science Economics Chemistry
<b><u>2000</u></b>	Stanley Gontarski Robert Holton	English Chemistry	<b><u>2001</u></b>	Timothy Cross Allan Clarke Dale Olsen	Chemistry Oceanography Music	<b><u>2002</u></b>	John Fenstermaker Samuel Tabor Kenneth Taylor	English Physics Biological Sciences
<b><u>2003</u></b>	Nar S. Dalal Doron Nof Walter Tschinkel	Chemistry & Biochemistry Oceanography Biological Sciences	<b><u>2004</u></b>	Karen Berkley Pamela Perrewé Jayne Standley	Psychology Business Music	<b><u>2005</u></b>	James Brooks Namas Chandra Ken Roux	Physics Mechanical Engineering Biological Sciences
<b><u>2006</u></b>	Jeffrey Chanton John Kelsay Stephan von Molnar Richard Wagner	Oceanography Religion Physics Psychology	<b><u>2007</u></b>	Thomas Joiner Mark A. Riley Shridhar K. Sathe Mark Winegardner	Psychology Physics Nutr., Food & Exercise Sci. English	<b><u>2008</u></b>	Nancy de Grummond Efstratios Manousakis Joseph Schlenoff	Classics Physics Chemistry & Biochemistry
<b><u>2009</u></b>	Suzanne Johnson Harrison Prosper R. Jay Turner	Medical Hum./Social Sci. Physics Sociology	<b><u>2010</u></b>	William Burnett Bruce Locke Per Arne Rikvold Amy Wetherby	Oceanography Chemical Engineering Physics Clinical Sciences	<b><u>2011</u></b>	Christopher Lonigan Hsu-Pin "Ben" Wang Kathleen B. Yancey Huan-Xiang Zhou	Psychology Industrial Engineering English Physics

# Other Faculty and University Dignitary Honors and Awards

---

## President's Technology Awards

The President's Technology Awards were awarded annually from 1998-99 through 2001-02. Please refer to earlier editions of the Florida State University Fact Book for a complete list of winners.

## Robert A. Holton Award for Research Excellence

The Robert A. Holton Award for Research Excellence was awarded to Robert Holton in 2000.

## President's Continuing Education Awards

The President's Continuing Education Awards were awarded annually from 1990-91 through 2003-04. Please refer to earlier editions of the Florida State University Fact Book for a complete list of winners.

## Honors Thesis Mentor Award

<u>1994-95</u> Marie Osmond	Sociology	<u>1995-96</u> Anthony Arnold	Geology	<u>1996-97</u> David B. Levenson	Religion
<u>1997-98</u> Tessa Bartholomeusz	Religion	<u>1998-99</u> Colleen Kelley	Psychology	<u>1999-00</u> Doron Nof	Oceanography
<u>2000-01</u> Mark G. Cooper	English	<u>2001-02</u> Mark Zeigler	Communication	<u>2002-03</u> Edward Nahmias	Philosophy
<u>2003-04</u> Kenneth Goldsby	Chem. & Biochemistry	<u>2004-05</u> William Belford Suzanne M. Sinke	English History	<u>2005-06</u> Steven McClung	Communication
<u>2006-07</u> Joseph Hellweg Lisa Scott	Anthropology Communication Disorders	<u>2007-08</u> Susanne Cappendijk Cathy Levenson	Biological Sciences Nutrition, Food & Exer. Sci.	<u>2008-09</u> Philip Steinberg Carla Wood Jackson	Geography Commun. Disorders
<u>2009-10</u> David Kirby Irene Padavic	English Sociology	<u>2010-11</u> Jesse Cougle Daniel Maier-Katkin	Psychology Criminology & Criminal Justice		

## Distinguished University Scholars

<u>2007-08</u> Sharon Hagopian William Markiewicz	Physics NHMFL	<u>2008-09</u> Anthony Frawley	Physics	<u>2009-10</u> Mark Bird Edmund Myers	Magnet Science & Tech Physics
<u>2010-11</u> Christopher Hendrickson Karen Oehme	NHMFL Social Work				

## Dr. Martin Luther King, Jr. Distinguished Service Award

<u>1986</u> William R. Jones	Black Studies	<u>1987</u> Na'im Akbar	Psychology	<u>1988</u> David L. Ammerman	History
<u>1989</u> Douglas G. St. Angelo Maxine D. Jones	Political Science History	<u>1990</u> Melvin T. Stith	Marketing	<u>1991</u> Joe M. Richardson	History
<u>1992</u> Sandra Rackley	Undergraduate Studies	<u>1993</u> Freddie Groomes	Human Resources	<u>1994</u> R. Bruce Bickley, Jr.	English
<u>1995</u> Fred Seamon	Public Administration	<u>1996</u> Andre J. Thomas	Music	<u>1997</u> Sheila Ortiz-Taylor	English
<u>1998</u> Joy M. Bowen	Student Affairs	<u>1999</u> Jawole Willa Jo Zollar	Dance	<u>2000</u> Edward Love	Sculptor
<u>2001</u> Billy R. Close	Criminology	<u>2002</u> Jenice Rankins	Nutr., Food & Exercise Sci.	<u>2003</u> Earle Lee	Boys' Choir
<u>2004</u> Roberta Christie	International Center	<u>2005</u> Angela Richardson	C.A.R.E.	<u>2006</u> Retha Bowman	Building Services
<u>2007</u> Davis Houck	Communication	<u>2008</u> Jose Rodriguez	Medicine	<u>2009</u> Tamara Bertrand Jones	Student Affairs
<u>2010</u> Maxine Montgomery	English	<u>2011</u> Vanessa Solomon	Leadership & Civic Education		

Source: Office of the President; Office of the Provost

---

## Ross Oglesby Award

---

The Ross Oglesby Award was first given in 1973. It is presented each year on Homecoming weekend by the Garnet and Gold Key to a faculty or staff member who has given distinguished service to students and to the university.

1973	Stephen S. Winters	Dean, Basic Studies and Professor of Geology
1974	Robert O. Lawton	Special Asst. to the President & Professor of English
1975	Thomas G. Wright	Professor, Music
1976	Sara K. Srygley	Professor, Library Science
1977	Bernard F. Sliger	President
1978	Katherine B. Hoffman	Professor, Chemistry
1979	Sherrill W. Ragans	Director, Housing
1980	John J. Carey	Professor, Religion
1981	Daisy P. Flory	Dean of the Faculties
1982	Richard G. Fallon	Dean and Professor, Theatre
1983	Bobby E. Leach	Vice President, Student Affairs
1984	Merrill B. Hintikka	Associate Professor, Philosophy
1985	Sandra W. Rackley	Associate Professor, Communication
1986	James A. Hayes	Dean of Students
1987	Gilbert Lazier	Dean, School of Theatre
1988	William P. Barco	Associate Director, Alumni Affairs
1989	Sally J. Karioth	Associate Professor, Nursing
1990	Ray Solomon	Dean, College of Business
1991	Kurt G. Hofer	Professor, Biological Science
1992	Stephen MacNamara	Director, Collins Center
1993	Nancy A. Turner	Director, Oglesby Union
1994	Maxine Jones	Associate Professor, History
1995	Robert Braswell	Professor, Engineering
1996	Robert Reeves	Associate Professor, Biological Science
1997	Clifford K. Madsen	Professor, Music
1998	Kenneth A. Goldsby	Associate Professor, Chemistry
1999	Joseph Beckham	Chairman, Dept. of Educational Leadership
2000	Mark G. Striffler	Associate Director, Oglesby Union
2001	Betty Lou Joanos	Associate Director, FSU Alumni Association
2002	Max Carraway	University Registrar
2003	Reubin Askew	Alumnus and Former Governor of Florida
2004	Mark Bertolami	Director of Facilities Planning
2005	Alicia Crews	Director of Campus Recreation
2006	William Woodyard	Associate Professor, Business Law & Real Estate
2007	Mark Edenfield	FSU Police Department
2008	Timothy Matherly	Associate Professor, Management
2009	Thomas Kent "TK" Wetherell	President
2010	Lawrence G. "Larry" Abele	Provost

*Online Resource: The Garnet and Gold Key's website can be accessed online at: [sga.fsu.edu/ggkey](http://sga.fsu.edu/ggkey)*

## Honorary Degrees Awarded

---

<u>Year</u>	<u>Name</u>	<u>Field of Distinction</u>	<u>Doctoral Title</u>
1912	Rowena Longmire	Education	Master of Arts
1935	Ruth Bryan Owen Rhode	Public Service	Laws
1950	Henri Bonnet	International Affairs	Humane Letters
	Mark Frederick Boyd	Medicine	Science
1952	Wouter Bleeker	Science	Science
1955	William Morrison Robinson, Jr.	History	Humanities
1956	Millard Fillmore Caldwell	Public Service	Laws
	LeRoy Collins	Public Service	Laws
	William George Dodd	Education	Literature
	Spessard Lindsey Holland	Public Service	Laws
	Philip Wylie	Literature	Literature
	Doak Sheridan Campbell	Education	Laws
1957	Ernst von Dohnanyi	Music	Music
	George A. Smathers	Public Service	Laws
	J. Velma Keen	Business	Laws
1959	J. Velma Keen	Business	Laws
1960	Cyril O. Houle	Education	Laws
1961	Glen T. Seaborg	Science	Science
	Vivian Ahlswed Williams	Literature	Literature
1962	Leonard J. Brass	Science	Science
	Thomas B. Swann	Business/Public Service	Laws
1963	Pablo Casals	Music	Music
	Luther H. Hodges	Public Service/Business	Laws
	Karl Zerbe	Art	Fine Arts
1964	Cecil Farris Bryant	Public	Laws
	Edwin A. Menninger	Science	Science
	Dorothy Barclay Thompson	Journalism	Humane Letters
1965	Arthur Statan Adams	Science/Public Service/Education	Laws
	J. J. Daniel	Law/Business	Laws
	Robert J. Van de Graaff	Science	Science
1968	Michael E. DeBakey	Medicine	Science
	Lamar Dodd	Art & Education	Fine Arts
	Robert L. Shaw	Music	Music
	Lucius D. Battle	Public Service	Humane Letters
1969	Andres Segovia	Music	Music
	Alan S. Boyd	Public Service	Laws
1970	Audrey Wood Liebling	Literature	Humane Letters
	Gregor Piatigorsky	Music	Music
	Nelson Poynter	Public Service	Humane Letters
	Paul M. Rudolph	Architecture	Fine Arts
	Ed V. Komarek	Science	Science
	Wilbur J. Cohen	Education	Humanities
1971	John Mackay Shaw	Poetry	Humanities
	Karl Dietrich Bracher	History	Humane Letters
	William D. McElroy	Science	Science
1972	Allen Morris	Public Service	Humane Letters
	Julia V. Morton	Science	Science
	Philip Handler	Science	Humanities
	Helen Hayes MacArthur	Theatre	Humane Letters
1973	King Hussein I (Hashemite-Jordan)	Public Service	Humane Letters

## Honorary Degrees Awarded

---

<u>Year</u>	<u>Name</u>	<u>Field of Distinction</u>	<u>Doctoral Title</u>
1976	Chester H. Ferguson	Education/Public Service	Humane Letters
	Stephen C. O'Connell	Education/Law	Humane Letters
1977	Mae Knight Clark	Education	Humane Letters
	Lee Strasberg	Theatre	Fine Arts
	Herbert Spencer Zim	Science/Education	Science
1978	Lillian Gordy Carter	Public Service	Humane Letters
	Michael Butler Yeats	International Affairs	Laws
	William H. Werkmeister	Philosophy	Humane Letters
1979	Rev. Charles K. Steele, Sr.	Public Service	Humane Letters
	William Styron	Literature	Literature
1980	B. K. Roberts	Public Service/Law	Humane Letters
1981	Burt Reynolds	Theatre	Humane Letters
1982	Roger L. Stevens	Theatre	Humane Letters
1983	Ricardo De La Espriella	Public Service	Laws
	Beth Walton Moor	Public Service	Humane Letters
	William C. Norris	Business/Public Service	Humane Letters
1984	Rafael Caldera	Public Service/Education	Humane Letters
	John P. McGovern	Medicine	Science
1985	Claude Pepper	Public Service	Humane Letters
1986	Don Fuqua	Public Service/Science	Science
	Daisy Parker Flory	Public Service	Humane Letters
	Joseph Papp	Theatre	Humane Letters
1988	Reubin Askew	Public Service	Humane Letters
	Toshiaki Ogasawara	Public Service	Humane Letters
1989	George Langford	Business/Public Service	Humane Letters
	G. William Miller	Finance/Public Service	Humane Letters
1990	D. Burke Kibler	Business/Public Service	Humane Letters
1991	Gunther Schuller	Music	Music
	Gus A. Stavros	Business/Public Service	Humane Letters
	Robert Edward Turner, III	Business/Public Service	Humane Letters
	Marguerite Neel Williams	Public Service	Humane Letters
	Ada Belle Winthrop_King	Modern Languages	Humane Letters
1992	Louise Ireland Humphrey	Public Service	Humane Letters
	Oscar Arias Sanchez	Public Service	Humane Letters
1993	Walter Lanier "Red" Barber	Public Broadcasting	Humane Letters
	D. Allan Bromley	Public Service	Science
1994	Betty Mae Jumper	Public Service	Humane Letters
	Simon Ostrach	Space Science/Engineering	Engineering Science
	Rosa L. Parks	Civil Rights	Humane Letters
1995	C. DuBose Ausley	Public Service	Humane Letters
1996	William R. Mote	Marine Science	Science
	Sir James Lighthill	Mathematics	Science
1997	Russell V. Ewald	Public Service	Humane Letters
	Louis J. Hector	Public Service	Humane Letters
	Ben Weider	Public Service	Humane Letters
	James M. Moran	Business	Humane Letters
	Richard W. Ervin	Public Service	Laws
	Charles B. Reed	Education	Humane Letters

## Honorary Degrees Awarded

---

<u>Year</u>	<u>Name</u>	<u>Field of Distinction</u>	<u>Doctoral Title</u>
1998	Rod M. Brim, Sr.	Business	Humane Letters
	John Paul Stevens	U. S. Supreme Court	Laws
	Godfrey Smith	Business	Humane Letters
1999	Mart Pierson Hill	Public Service	Humane Letters
	Carl A. DeSantis	Business	Humane Letters
	Thomas F. Petway, III	Business	Humane Letters
2000	James C. Smith	Public Service	Humane Letters
2001	Ann Reinking	Dance/Theatre/Film	Fine Arts
	Reid B. Hughes	Business/Public Service	Humane Letters
2002	Charlotte Edwards Maguire	Medicine/Public Service	Humane Letters
2003	Herbert F. Morgan	Public Service	Humane Letters
2005	DeVoe L. Moore	Business/Public Service	Humane Letters
	Carlisle Floyd	Music/Opera	Humane Letters
	Jim Shore	Business/Public Service	Laws
2006	Tom Brokaw	Broadcasting & Journalism	Humane Letters
2007	Mary Lou Norwood	Service to the University	Humane Letters
	Albert J. Dunlap	Business	Humane Letters
	Mark S. Wrighton	Chemistry	Humane Letters
	Kitty B. Hoffman	Chemistry	Science
	Edward W. Rabin	Business	MBA
2008	Ernest Cook	Medicine	Humane Letters
	Charles A. Smith	Business	MBA
2009	Paul Kagame	Public Service	Laws

*Source: Office of the President*

### The James D. Westcott Distinguished Service Medal

The President of the University, having received the advice and consent of the Faculty Senate Steering Committee, may award to appropriate persons The James D. Westcott Distinguished Service Medal. A recipient of the Westcott Medal will be a person whose distinguished service merits exceptional recognition and whose life and work exemplifies the Vires, Artes, and Mores, which the University seeks to nurture in its students.

<u>Year</u>	<u>Westcott Medal Recipient</u>
1989	Governor T. LeRoy Collins
1991	Representative Herbert F. Morgan
	Dr. Augustus B. Turnbull III
1995	Senator Robert M. Johnson
	Dr. Norman E. Thaggard
2003	Dr. Steve Edwards
2007	Louise Jones Gopher
2009	David Coburn

---

## Support Services



Photo: FSU Photo Lab

## Ruby Diamond Concert Hall

Ruby Diamond Concert Hall is located in the Westcott Building. The recently renovated concert hall seats 1,260. The space is now beautiful and classic, with intricate woodwork and custom chandeliers. As part of its complete makeover, a grand entrance on the north side of the Westcott Building was added that leads to a new, spacious lobby. The entire project was carefully designed to accommodate both the audience and performers, with comfortable seating, excellent acoustics, a better stage, and new rehearsal space.

# Institutes & Research Centers

---

Institutes and Research Centers are entities proposed by universities, the Legislature, or the Florida Board of Education (FBOE); approved by the Board of Governors (BOG) and/or the Chancellor or a university president (depending on the type of institute/center); and established by the universities for the purpose of coordinating intra- and/or inter-institutional research, service, and training activities that supplement and extend existing departmental instruction, research, and service programs. In some instances, institutes/centers are established by law, in which case they operate in accordance not only with State University System policies, rules, and procedures, but also with state statute. The institutes and centers, along with their directors, are listed below. This list is accurate as of June 2011.

## **INSTITUTE OR CENTER**

## **DIRECTOR**

### **Provost's Office**

Institute for Academic Leadership

Dr. Lawrence G. Abele

### **Center for Professional Development and Public Service**

Center for Professional Development & Public Service

Center for Intensive English Studies

Mr. William H. Lindner

Dr. Patrick Kennell

### **Learning Systems Institute**

Learning Systems Institute

Dr. Laura Lang

### **Institute of Science and Public Affairs**

John Scott Dailey Florida Institute of Government (SUS)

Institute of Science & Public Affairs

Florida Resources & Environmental Analysis Center

Center for Biomedical & Toxicological Research

& Hazardous Waste Management

Center for Economic Forecasting & Analysis

Florida State Climate Center

Beaches & Shores Resource Center

Florida Conflict Resolution Consortium

Center for Prevention & Early Intervention Policy

Center for the Advancement of Human Rights

The Florida Center for Prevention Research

Institute for International Cooperative Environmental Research

Hungarian/American Joint Center for Environmental Research

Polish/American Joint Center for Environmental Research

Czech/American Joint Center for Environmental Research

Russian/American Joint Center for Environmental Research

Center for Advancement of Learning & Assessment

Center for Information Management & Educational Services

Center for Higher Education Research, Teaching & Innovation

Dr. Jeff Hendry

Dr. Robert B. Bradley

Mr. James R. Anderson, Jr.

Dr. John E. Moerlins

Dr. Julie Harrington-Madkour

Mr. David Zierden

Dr. Todd Walton, Jr.

Dr. Robert M. Jones

Dr. Mimi Graham

Dr. Terence Coonan

Dr. Steven G. Brooks

Dr. John E. Moerlins

Dr. John E. Moerlins

Dr. John E. Moerlins

Dr. John E. Moerlins

Dr. John E. Moerlins

Dr. Faranak Rohani

Dr. Rebecca Augustyniak

Dr. Thomas K. Wetherell

### **College of Arts and Sciences**

Institute of Molecular Biophysics

Statistical Consulting Center

Geophysical Fluid Dynamics Institute

Antarctic Marine Geology Research Facility

Institute for Cognitive Sciences

Center for Materials Research & Technology (MARTECH)

Terrestrial Waters Institute

Institute on Napoleon & the French Revolution

Center for Ocean-Atmospheric Prediction Studies

Institute for Fishery Resource Ecology

Institute on World War II & the Human Experience

Dr. Tim Logan

Dr. Steve Ramsier

Dr. Carol Anne Clayton

Dr. Sherwood W. Wise

Dr. Michael Kaschak

Dr. David Van Winkle

Dr. William Cooper

Dr. Rafe Blaufarb

Dr. Eric Chassignet

Dr. Felicia C. Coleman

Dr. William Oldson

# Institutes & Research Centers

---

## INSTITUTE OR CENTER

## DIRECTOR

### **College of Arts and Sciences (continued)**

Winthrop-King Institute for Contemporary  
French & Francophone Studies  
Middle East Studies Center  
Karst Environmental Center  
Center for Security & Assurance in IT (C-SAIT)

Dr. Alec Hargreaves  
Dr. Peter Garretson  
Dr. Bill Hu  
Dr. Michael Burmester

### **College of Business**

Center for Information Systems Research  
Real Estate Research Center  
Center for Insurance Research  
Center for Personnel & Human Resource Management  
International Center for Hospitality Research & Development  
Marketing Institute  
Jim Moran Institute for Global Entrepreneurship  
Carl DeSantis Center for Executive Management Education  
Florida Catastrophic Storm Risk Management Center

Dr. David Paradice  
Dr. Dean Gatzlaff  
Dr. Patricia Born  
Dr. Pamela Perrew  
Dr. Woo G. Kim  
Mr. Jeffery Horton  
Dr. Jim Combs  
Dr. William P. Anthony  
Dr. Patrick Maroney

### **College of Communication and Information**

Communication Research Center  
L.L. Schendel Speech & Hearing Clinic  
Center for Hispanic Marketing Communication  
FSU Project Management Center  
Institute for Intercultural Communication & Research  
  
Communication & Early Childhood Research & Practice Center  
PALM (Partnerships Advancing Library Media) Center  
Information Use Management & Policy Institute

Dr. Jay Rayburn  
Dr. Juliann Woods  
Dr. Felipe Korzenny  
Dr. John DuBar  
Dr. Stephen McDowell &  
Ms. Cynthia Green  
Dr. Juliann Woods  
Dr. Nancy Everhart  
Dr. Charles McClure

### **College of Criminology and Criminal Justice**

Center for Criminology and Public Policy Research

Dr. Thomas Blomberg

### **College of Education**

Center for the Study of Technology in Counseling &  
Career Development  
Melvne Draheim Hardee Center for Women in Higher Education  
Center for the Study of Values in College Student Development

Dr. James Sampson  
Dr. Jon Dalton  
Dr. Jon Dalton

### **College of Engineering**

Center for Intelligent Systems, Control & Robotics  
High Performance Materials Institute  
Energy & Sustainability Center  
Florida Center for Advanced Aero-Propulsion Technologies

Dr. Emmanuel Collins  
Mr. Frank Allen  
Dr. Anjaneyulu Krothapalli  
Dr. Farrukh Alvi

### **College of Human Sciences**

Center for Couple & Family Therapy  
Center for Retail Merchandising & Product Development  
Center on Better Health & Life for Underserved Populations  
Florida State University Family Institute  
Florida Inter-University Center for Child, Family  
& Community Studies  
Center for Advancing Exercise & Nutrition Research on Aging

Dr. Robert E. Lee  
Ms. Ann Langston  
Dr. Penny Ralston  
Dr. Frank Fincham  
  
Dr. Ann Mullis  
Dr. Bahram Arjmandi

# Institutes & Research Centers

---

## INSTITUTE OR CENTER

## DIRECTOR

### **College of Medicine**

Center on Terrorism & Public Health  
Center of Excellence for Patient Safety  
Center for Rural Health Research & Policy  
Center on Medicine & Public Health  
Autism Institute  
Center on Global Health  
Center for Universal Research to Eradicate Disease  
Center for Innovative Collaboration in Medicine & Law  
(Joint Center with the College of Law)

Robert G. Brooks, MD  
Dr. Dennis T'silimingras  
Dr. Gail Bellamy  
Leslie Beitsch  
Dr. Amy Wetherby  
Dr. Askar Chukmaitov  
Dr. Michael Devine  
Dr. Marshall Kapp

### **College of Music**

Center for Music Research  
Center for Music of the Americas  
Institute for Infant & Child Medical Music Therapy

Dr. John Geringer  
Dr. Denise Von Glahn  
Dr. Jayne Standley

### **College of Social Sciences and Public Policy**

Pepper Institute on Aging & Public Policy  
Center for Demography & Population Health  
DeVoe L. Moore Center for the Study of Critical Issues  
in Economic Policy & Government  
Center for the Study of Democratic Performance  
Claude Pepper Center  
Florida Center for Public Management  
Florida Public Affairs Center  
Gus A. Stavros Center for the Advancement of  
Free Enterprise & Economic Education  
LeRoy Collins Institute (SUS)  
Center for Civic & Nonprofit Leadership

Dr. John Reynolds  
Dr. Isaac Eberstein

Dr. Keith Ihlanfeldt  
Dr. William Berry  
Dr. Tom Herndon  
Dr. Shawn Baldwin  
Dr. Janet Dilling

Dr. James Gwartney  
Dr. Carol Weissert  
Dr. Ralph Brower

### **College of Social Work**

Institute for Social Work Research  
Institute for Family Violence Studies  
Trinity Institute for the Addictions

Dr. James Hinterlong  
Ms. Karen Oehme  
Dr. James Hinterlong

### **College of Visual Arts, Theatre and Dance**

Maggie Allesee National Center for Choreography

Prof. Jennifer Calienes

### **International Programs**

Florida-Costa Rica Linkage Institute (FLORICA)

Ms. Joan Cassels

### **Research, Office of the Vice President for**

Center for Advanced Power Systems  
Institute for Energy Systems, Economics & Sustainability

Dr. Steinar Dale  
Dr. Dave Cartes

### **Student Affairs, Office of the Vice President for**

Florida Center for Interactive Media

Mr. Mike Ferguson

*Source: Office of the Provost and Executive Vice President for Academic Affairs and Vice President for Planning and Programs*

# Florida State University Buildings - Some Facts

---

## BUILDINGS OF FLORIDA STATE UNIVERSITY SOME HISTORY, SOME FACTS, SOME DESCRIPTIONS

Many buildings on campus remain today from the pre-Florida State University era, however none are still standing from the nineteenth century. The current university is built from a core of buildings that remain from the years of the Florida State College for Women. The oldest building on campus, Bryan Hall, was built during the days of the Florida Female College, immediately prior to the FSCW designation. A current campus map depicting all campus buildings is available in the appendix of this book.

### BRYAN HALL

Bryan Hall, the oldest existing structure on the Florida State University campus, was originally built in 1908 and named in honor of United States Senator William James Bryan. The building served as a residence hall until 1969 when a fire in the Westcott Building forced administrators to seek office space in Bryan Hall. Although some offices later returned to Westcott, others remained until the construction of the University Center made the hall available for restoration as a residence hall. The two-year renovation project was completed in January 1997 and the building was opened again as a residence hall in August 1997.

### WESTCOTT BUILDING

The Westcott Building and Westcott Auditorium were constructed in 1909 and occupied in 1911. Westcott was known as the Administration Building until 1936 when it was officially named the James D. Westcott, Jr. Memorial Building by the Board of Control, the governing body of higher education in Florida at the time. James D. Westcott, Jr. was born in Tallahassee in 1893 and served the State of Florida as Attorney General and as a Supreme Court Justice. The Westcott Building burned in 1969 and when it was renovated, the fourth floor, previously an attic, was added as regular office space. In 1971, the Westcott Auditorium was named the Ruby Diamond Auditorium after Miss Ruby Diamond who attended Florida State College for Women and later became a benefactor of the University. In 2008, the auditorium was closed for renovation. It reopened in October of 2010 as the Ruby Diamond Concert Hall.

### REYNOLDS HALL

Reynolds Hall was constructed in 1913 and named for Melissa E. Cochrane Reynolds, the first Lady Principal of The Florida State College for Women. Reynolds Hall was one of five historic residence halls to be renovated in a multi-million dollar project. During the renovation, the historical and esthetic value of the building was preserved, in addition to providing up-to-date comfort and safety for students. Reynolds reopened in 1996 as a residence hall.

### WILLIAM JOHNSTON BUILDING

Constructed in 1913, for over 60 years this building was known as the Dining Hall. When first constructed, it housed all the food operations including a bakery, creamery, and cannery. The eastern portion of the building, called the Suwannee Arcade, was the informal dining facility, while the western portion of the building contained two grand formal dining rooms with the President's private dining area above and between. At one time, all the dormitories and the infirmary were connected to the dining hall by a series of arcades, making it possible for students to reach the dining facilities and avoid any inclement weather. The Suwannee Arcade was restored and reopened in Spring 2006 as a student dining facility. The west wing of the Johnston Building was renovated and scheduled to reopen in fall 2011. The building was named in the early 1980s for William H. Johnston.

### BROWARD HALL

Broward Hall was constructed in 1917 and is one of the oldest residence halls on campus. It was named for Napoleon Bonaparte Broward, the 19th governor of Florida from 1905 to 1909, during whose term the Buckman Act reorganized higher education in the state and designated the Tallahassee school as the Florida State College for Women. Broward Hall was reopened in August 1998 as a coeducational hall after being closed for two years of renovation.

### FRANCIS EPPES HALL

This building was constructed in 1918 and is one of the last remaining classroom buildings on campus from the pre-FSU era. It was known simply as the Psychology Building until the university's sesquicentennial celebration in 2001, when it was named in honor of Francis Eppes. Eppes, a seven-term Tallahassee mayor and grandson of U.S. President Thomas Jefferson, led the effort to locate the Seminary West of the Suwannee River, the forerunner of FSU, in Tallahassee. Once the school opened, Eppes served 11 years on the school's board of directors, including eight years as president of the board. In 2008, the Psychology Department moved to its new building.

### REGIONAL REHABILITATION CENTER

This building was originally constructed in 1919 as the College Infirmary. As the College and Tallahassee grew, its role changed from student hospital to campus clinic, and today is remembered as the Clinic Building. In 1966, a new student health center was built and the Clinic was given to various departments for use as office space. In the mid-1970s, the building was renovated, and the back half of the building, with its connecting arcade, was demolished. Today it has been designated as the Rehabilitation Center for the Panhandle Area of Florida.

# Florida State University Buildings - Some Facts

---

## JENNIE MURPHREE HALL

This building was constructed in 1921. It was closed in 1991 for renovation, and reopened as a women's dormitory in 1993. The hall was named for Mrs. Jennie Murphree, a native of Tallahassee and the wife of Albert A. Murphree, the first president of Florida Female College. Today, the beauty of the Jacobean Revival architecture remains intact while the interior boasts state-of-the-art systems.

## DODD HALL

Dodd Hall was constructed in 1923. It was the library for FSCW and then FSU until 1956 when a new modern library was constructed. It is named for William George Dodd who joined the faculty of Florida State College for Women in 1910, became the head of the Department of English and went on to serve as the Dean of the College of Arts and Sciences for Florida State University. In 1982 the main library portion of the building was renovated and named the Pepper Library in honor of Claude and Mildred Pepper. The library has since been relocated to the Claude Pepper Center, and replaced by the Werkmeister Reading Room. In 1993, the Dodd Hall Auditorium was added to the building. Inscribed over the entrance to Dodd Hall in gold letters is "The Half of Knowledge, is to Know Where to Find Knowledge."

## GILCHRIST HALL

Gilchrist Hall was constructed in 1928 and named after Albert Waller Gilchrist, the 20th governor of Florida, who gave unwavering support to the Florida State College for Women as a state agency. Its gabled terra cotta roof, Gothic stonework and gently curved entrance clearly recall medieval monastic architecture. This collection is reflected in the hall's main lounge, which features an intricately carved fireplace, dark multi-toned tile flooring and grapevine motif doorway moldings. In August, 1998, Gilchrist reopened as a coeducational hall, after being closed for two years of renovation.

## WILLIAMS BUILDING

This building was constructed in 1926. It was known as the History Building until 1963 when it was named in honor of Arthur Williams. Dr. Williams, historian and Bible scholar, was the only vice president that Florida State College for Women ever had. Conradi Auditorium, located in a wing of this building, is named for Augusta Conradi, wife of Dr. Edward Conradi who served as President of Florida State College for Women for 32 years. In 2001, extensive renovation of the Williams Building was completed. While the renovation resolved many of the building's notable design quirks, its historical appearance was maintained.

## MONTGOMERY GYM

This building, constructed in 1938 as the physical education facility of Florida State College for Women, contains a heated indoor swimming pool, basketball court, and at the time of its completion, a bowling alley. The facility has been the home of the synchronized swimming team, The Tarpons, since its beginning. The bowling alley no longer exists but the pool, renovated in the mid-1980s, still is in operation. The building was named for Dr. Katherine Williams Montgomery, Miss Katie, as she was known to all, a 1918 graduate of FSCW. In 1920 she became an instructor of Physical Education at the College and in 1923 was named director of Physical Education. Dr. Montgomery died on October 1, 1958-the day she was to have retired officially from her duties at the Florida State University. In early 2004, major renovations to Montgomery Gym were completed.

## LONGMIRE BUILDING

This building was constructed in 1938 and was known for many years as the Alumni Building. It was originally constructed as a dormitory/hotel for visitors and returning alumni. The building had a working kitchen in the basement, with a large dining room and small parlor. The large dining room and parlor were used as reception rooms by the Alumni Association. The building was named for Miss Rowena Longmire. Miss Longmire was an English professor and also served as faculty advisor to the Alumni Association of FSCW, and in 1917 was president of the Alumni Association.

## LANDIS HALL

Landis Hall was completed in 1939 and was originally designated as a Seniors Hall. The building later became a coed facility. Landis Hall was named for Cary D. Landis, who was an Attorney General during the 1930s. The dormitory was renovated and reopened in fall 2006. Landis Hall sits at the south end of the courtyard known as Landis Green, with Strozier Library situated at the other end. Landis Hall is home to the FSU Honors Community. To celebrate Heritage Day in 2005, the Landis Green Legacy Fountain was unveiled. The fountain commemorates the history of the university with three sculptures representing the era between 1915-1947 and three depicting present day life on campus.

*Source: Special reports; University Housing Office; Physical Plant Office*

*Online Resources: The University Housing Office's website can be accessed online at: [www.housing.fsu.edu](http://www.housing.fsu.edu)*

*FSU Facilities Planning and Construction can be accessed online at: [www.fpc.fsu.edu](http://www.fpc.fsu.edu)*

# FSU Buildings - Gross Square Feet and Number of Rooms

This listing of buildings contains all buildings owned or leased by Florida State University as of June 2011.

Code	Building Name	Sq. Ft.	Rms	Code	Building Name	Sq. Ft.	Rms	Code	Building Name	Sq. Ft.	Rms
<b>Site 1 - Alligator Point</b>				<b>Site 4 - Main Campus (continued)</b>				<b>Site 4 - Main Campus (continued)</b>			
0101	Alligator Pt. - Pres. Cottage	2,205	14	0050	Stone Building	136,194	461	0264	History -Special Projects	1,613	17
<b>SITE 1 Total</b>		<b>2,205</b>	<b>14</b>	0051	Oglesby Union - Turner Bldg.	96,150	199	0271	Modular 6 - Math Department	1,440	1
<b>Site 2 - FSU Ball Marine Laboratory</b>				0052	Rovetta Building B	70,947	222	0292	Flammable Storage	253	1
0262	Marine Lab-Classroom/Storage	1,327	13	0053	Kellum Hall	116,943	402	0293	Hazardous Waste Facility	2,322	5
0401	Marine Lab-Storage (Livingston)	80	1	0054	Housewright Music Building	101,401	284	0294	Hecht House	17,115	97
0405	Marine Lab-Bunk House #1	1,597	16	0055	Carothers Hall	70,398	329	0295	Warehouse – Property Records 1	7,200	4
0406	Marine Lab-Maintenance Storage	2,509	8	0057	Pepper Building	38,500	125	0297	Warehouse – Property Records 2	7,200	2
0407	Marine Lab-Admin/Lib/Lab	2,548	8	0070	Parking Garage #1	352,920	137	0298	Warehouse – Housing Storage 1	7,200	1
0408	Marine Lab-Main Lab Building	6,013	28	0071	Football Observation Tower	300	3	0300	Warehouse – Housing Storage 2	7,740	1
0409	Marine Lab-Dorm North	728	8	0072	Longmire Building	44,712	165	0375	Bus Stop - Academic Way	240	1
0410	Marine Lab-Dorm South	728	8	0073	Regional Rehabilitation Center	36,320	154	0376	Circus Hut Ticket Booth	55	1
0411	Marine Lab-Well (Pump) House	84	1	0074	Landis Hall	107,444	398	0377	U.C. Parking Toll Booth	126	1
0412	Marine Lab-Electrical Vault	256	1	0075	McCollum Hall	74,500	475	0378	Parking Garage #2	325,500	21
0413	Marine Lab-Paint Storage	112	1	0076	Tanner Hall	26,672	104	0379	Student Services Building	57,588	185
0414	Marine Lab-Greenhouse #1	1,152	2	0077	Mendenhall Building A	75,115	180	0385	Stiles/Smith Team Bldg.	18,295	69
0416	Marine Lab-Bunk House #2	768	10	0078	Mendenhall Building B	18,032	39	0386	W.S./S. Concessions	677	3
0419	Marine Lab-Storage (Livingston)	200	1	0079	Speicher Tennis Center	11,996	23	0387	W.S./S. Restrooms	1,023	2
0441	Marine Lab-Greenhouse A	1,440	1	0085	Cawthon Hall	93,281	323	0388	W.S./S. Ticket/Security Bldg	357	2
0442	Marine Lab-Greenhouse B	1,440	1	0086	Alumni Welcome Center	7,044	33	0389	Women's Softball Batting Cage	8,000	7
0462	Marine Lab-Modular Building	5,700	37	0088	Nursery – Grounds Greenhouse	3,250	3	0390	Women's Soccer Pressbox/Seats	772	5
<b>SITE 2 Total</b>		<b>26,682</b>	<b>145</b>	0089	Kuersteiner Music Building	94,787	403	0391	Women's Softball Pressbox/Seat	772	5
<b>Site 4 - Main Campus</b>				0090	Football Trainers Facility	1,017	3	0392	Women's Softball Home Dugout	504	2
0001	Westcott Building	152,255	674	0091	McIntosh Track & Field Bldg.	19,355	91	0393	Women's Softball Visit. Dugout	504	2
0002	Diffenbaugh Building	97,435	329	0100	Campbell Stadium	69,680	329	0394	Stavros Center	5,507	49
0003	Williams Building	68,106	280	0102	Smith Hall	104,789	424	0431	Mendenhall Annex	1,165	8
0004	Dodd Hall	50,052	228	0112	Dorman Hall	69,868	246	0433	Black Student Union	1,871	19
0005	Eppes Hall	29,982	142	0113	Carraway Building	42,900	124	0435	Bus Stop - Chieftan Way	240	1
0006	Kellogg Research Building	46,255	356	0114	Engineering Lab Building	9,442	34	0436	Theatre (Fine Arts Annex	16,355	88
0007	Fine Arts Building	115,183	271	0115	Howser Stadium	32,425	88	0437	E.A.P. Facility	3,277	38
0008	Bellamy Building	158,612	686	0116	Love Building	97,136	375	0438	Art Teaching Labs	6,504	22
0009	Biomedical Research Facility	66,678	207	0117	Haskin Circus Complex	5,871	10	0443	Marriage And Family Clinic	2,248	19
0010	Turnbull Conference Center	73,217	151	0120	Track Storage & Restrooms	1,200	8	0445	Aramark Offices	3,277	31
0011	Shaw Telecommunications	24,028	125	0121	Harpe/Johnson Building	20,073	64	0448	Football Tower #2	100	1
0012	Murphree Hall	65,797	281	0122	Track Press Box – Bleachers	544	2	0454	Library Tech	15,000	20
0013	Reynolds Hall	71,740	231	0132	Tully Gym	131,193	193	0455	Library Tech Stacks	8,750	1
0014	Bryan Hall	34,786	225	0133	Conradi Building	70,403	214	0456	Howser Ticket & Concession	2,700	11
0015	Broward Hall	35,468	140	0134	Strozier Library	229,571	488	0457	Howser Batting Tunnel	8,900	1
0016	Gilchrist Hall	61,148	207	0135	Sandels Building	66,749	264	0458	Howser Grounds Maintenance	1,469	3
0017	Johnston Building	175,735	413	0141	Starbucks	1,456	7	0459	Howser North Gate	206	1
0019	Shores Building	54,016	164	0146	Kasha Laboratory	51,570	185	0460	Scenic Studio Facility	17,916	34
0020	Dirac Library	99,755	358	0193	Oglesby Union - Crenshaw Bldg.	12,580	18	0461	Recycling Center	3,772	5
0023	Rovetta - Building A	59,642	207	0194	Oglesby Union - Activities	41,749	170	0465	Alumni Center Facility	31,700	74
0024	Art Faculty Annex	1,919	24	0195	Oglesby Union - Moore Aud.	8,688	27	0467	FDLE Mail Facility	9,825	1
0025	Montgomery	94,440	248	0196	Oglesby Union - Davis Building	64,368	118	0468	Campus Services Bldg.	4,588	17
0026	Leach Center	120,800	152	0199	Post Office Building - Union	26,556	64	0469	Postal & Receiving Services	9,460	24
0028	Thagard Health Center	35,088	298	0202	Law: Hobby-Harrison/Cawthon	2,900	11	0470	The Lab - Building A	5,512	20
0030	Central Utilities Plant	23,223	46	0203	Law - Caldwell (V.Gr.)	4,426	24	0471	The Lab - Building B	2,720	7
0032	Law - Roberts Hall	66,564	182	0204	Law - Damon (V.Gr.)	3,256	23	0475	Meteorology Mobile Lab	160	1
0033	Satellite Utilities Plant	6,006	2	0205	Law - Ausley (V.Gr.)	3,242	24	0476	State Storage Warehouse	16,800	21
0035	Hoffman Teach.Lab	79,365	112	0211	CPE - Dunwoody Street	667	4	0478	Master Craftsman Studio	6,698	18
0036	Rogers Building - Osb	54,574	252	0213	CPE - Dunwoody Street	667	7	0480	Old Motor Pool Gas Pumps Cover	1,000	1
0037	Fisher Lecture Hall	12,298	41	0223	University Center - Bldg. A	227,472	1,025	0485	Bus Shelter - Stadium Dr	250	1
0038	Dittmer Chemistry Lab	146,487	683	0224	University Center - Bldg. B	83,470	226	0486	M.L.Track Restrooms	2,113	5
0039	Biology Unit I	81,096	302	0225	University Center - Bldg. C	243,276	898	0487	Academic Diving Facility	2,018	5
0040	Duxbury Hall- Nursing	61,271	202	0226	University Center - Bldg. D	228,603	552	0488	West Dining Facility	19,097	33
0041	Keen Building	80,918	261	0232	Campus Service Storage Bldg.	150	1	0490	Warehouse 3	12,300	14
0042	Collins Research Building	62,933	139	0237	Central Util. Plant Storage	150	1	0491	Warehouse 4	7,000	21
0043	Deviney Hall	65,222	224	0238	C.U.P. Fuel Pump Building	50	1	0494	Ridgeway Building	4,800	37
0044	Rogers Hall	67,964	448	0240	Marching Chiefs Tower	11	1	0495	Ragans Hall 1 (A)	52,358	163
0045	Richards Building	25,074	46	0241	Portable Building - EHS	740	1	0446	Ragans Hall 1 (B)	47,832	154
0046	Salley Hall	117,566	664	0249	Zone 3 Maintenance	1,613	14	0497	Ragans Hall 1 (C)	51,410	186
0047	Law - Library	52,761	96	0254	Sports Clubs Fields Facility	2,811	7	0498	Ragans Hall 1 (D)	52,358	190
0048	Law - Rotunda	21,810	62	0255	Westcott Welcome Center	279	3	0499	Heritage Tower	4	1
0049	Dodd Lecture Hall	10,560	29	0258	Gate Control Booth - Univ. Ctr	360	1	0811	Gunter (State Geology Bldg)	10	1
				0260	Askew Building	52,500	470	0819	Basketball Training Facility	59,588	111
								0833	2010:103- Varsity Plaza	1,601	2

# FSU Buildings - Gross Square Feet and Number of Rooms

Code	Building Name	Sq. Ft.	Rms	Code	Building Name	Sq. Ft.	Rms	Code	Building Name	Sq. Ft.	Rms
<b>Site 4 - Main Campus (continued)</b>				<b>Site 8 - Southwest Campus</b>				<b>Site 8 - Southwest Campus (continued)</b>			
0927	1994:101-MFA (Appleyard)	9,999	1	0018	Public Broadcast Center	56,574	183	0312	Alumni V13	2,688	30
0928	1994:105-BFA (Railroad Sq)	10,001	1	0056	Opera Scene Shop	6,100	3	0313	Alumni V13	6,600	64
0945	Stadium Place - Training Ctr.	10,000	35	0058	Golf Course - Driving Range	144	1	0314	Alumni V13	4,950	48
0952	2010:104-Anthropology (Varsity)	15,070	39	0059	Golf Course - Restroom	120	2	0315	Alumni V13	1,792	20
0953	2006:106-Autism Ctr.	5,772	20	0061	Storage Bldg.- Mag Lab	4,981	2	0316	Alumni V13	1,792	20
4000	Cage Wash Facility	11,791	31	0062	Middleton Golf Center	30,326	95	0317	Alumni Village-Laundry-Office	2,400	10
4004	Psychology Dept. Building	176,760	713	0063	Golf Course - Maintenance	4,500	7	0318	Alumni V13	4,950	48
4005	Psychology Dept. Auditorium	6,613	12	0064	Farm - Theater Scene Storage	4,910	7	0319	Alumni V13	4,950	48
4006	Parking Garage #3	513,030	8	0065	Farm - Radiation Storage	5,136	5	0320	Alumni V13	1,792	20
4007	King Life Sciences Building	179,969	498	0066	Farm - Lab Animal Resources	5,631	18	0321	Alumni V13	1,792	20
4008	Chemical Sciences Laboratories	161,428	594	0067	Farm - Storage Bldg.	1,517	1	0322	Alumni V13	1,792	20
4009	Classroom Facility	107,938	132	0068	Farm - Animal Pen	2,461	1	0323	Alumni V13	896	10
4011	Dunlap Success Center	47,250	197	0150	Alumni V11	12,114	88	0324	Alumni V13	3,300	32
4012	President's House	13,000	2	0151	Alumni V11	12,114	88	0325	Alumni V13	4,950	48
4013	Satellite Utilities Plant No.2	7,600	6	0152	Alumni V11	12,114	88	0326	Alumni V13	2,688	30
4014	Parking Garage #4	367,763	58	0153	Alumni V11	12,114	88	0327	Alumni V13	2,688	30
4020	Residence Hall 5/Wildwood A	77,781	29	0154	Alumni V11	12,114	88	0328	Alumni V13	4,950	48
4021	Residence Hall 6/Wildwood B	77,754	22	0155	Alumni V11	12,114	88	0329	Alumni V13	896	10
4021	Residence Hall 7/Wildwood C	118,000	1	0156	Alumni V11	12,114	88	0330	Alumni V13	1,792	20
4023	Residence Hall 8/ Degraff East	78,399	24	0157	Alumni V11	12,114	89	0331	Alumni V13	4,950	48
4024	Residence Hall 9/ Degraff West	77,859	22	0158	Alumni V11	12,114	88	0332	Alumni V13	1,792	20
4025	Parking Garage #5	362,836	35	0159	Alumni V11	12,114	88	0333	Alumni V13	896	10
4027	Alpha Pi Pavilion	400	1	0160	Alumni V11	12,114	88	0334	Alumni V13	6,600	64
4030	Wellness Center	123,000	1	0161	Alumni V11	12,114	88	0335	Alumni V13	4,950	48
4031	Global & Multicultural Center	43,000	159	0162	Alumni V11	12,114	88	0336	Alumni V13	2,688	30
4040	First District Court	54,750	1	0163	Alumni V11	12,114	88	0337	Alumni V13	1,792	20
4076	Tanner Equipment Shed	1,473	1	0164	Alumni V11	12,114	88	0338	Alumni V13	1,792	20
4078	Maintenance Shed 1	144	1	0165	Alumni V11	12,114	88	0339	Alumni V13	4,950	48
4079	Maintenance Shed 2	121	1	0166	Alumni V11	12,114	88	0340	Alumni V13	1,792	20
4080	Maintenance Shed 3	100	1	0167	Alumni V11	12,114	88	0341	Alumni V13	4,950	48
4104	Psy-COM Utility Bldg.	600	1	0168	Alumni VI Laundry-Rec Ctr.	3,699	12	0342	Alumni V13	2,688	30
4114	Kemper Lab	2,888	17	0169	A.V. Recreation-Childcare Ctr.	6,436	21	0343	Alumni V13	4,370	36
4190	Vending Hut - Union	320	1	0170	Alumni Village-Maint Shed	250	4	0344	Alumni V13	4,370	36
4191	Vending Hut - Chieftan Way	320	1	0171	Alumni V12	6,924	42	0345	Alumni V13	3,584	40
4223	Garnet-N-Go	1,749	1	0172	Alumni V12	7,934	48	0346	Alumni V13	3,584	40
4225	University Center Bus Stop	749	1	0173	Alumni V12	9,650	70	0347	Alumni V13	6,600	64
4385	Soccer Storage	100	1	0174	Alumni V12	5,654	36	0348	Alumni V13	1,792	20
4446	Westside Courts Pavilion	1,574	4	0175	Alumni V12	6,360	40	0349	Alumni V13	2,688	30
4461	Waste Management Shed	50	1	0176	Alumni V12	7,934	48	0350	Alumni V13	3,584	40
4501	Booster's Bldg. #1	19,328	0	0177	Alumni V12	5,654	36	0351	Alumni V13	4,950	48
4502	Booster's Bldg. #2	4,794	0	0178	Alumni V12	5,204	36	0352	Alumni V13	2,688	30
4503	Booster's Bldg. #3	7,896	0	0179	Alumni V12	5,244	36	0353	Alumni V13	6,600	64
4504	Booster's Bldg. #4	0	0	0180	Alumni V12	9,350	70	0354	Alumni V13	1,792	20
<b>SITE 4 Total</b>		<b>10,107,867</b>	<b>26,061</b>	0181	Alumni V12	7,570	56	0355	Alumni V13	6,600	64
				0182	Alumni V12	8,100	70	0356	Alumni V13	6,600	64
				0183	Alumni V12	8,100	70	0357	Alumni V13	1,792	20
				0184	Alumni V12	6,924	42	0358	Alumni V13	896	10
				0185	Alumni V12	6,500	48	0359	Alumni V13	1,792	20
				0186	Alumni V12	6,468	56	0361	Farm - Roofing Mat. Storage	749	4
				0187	Alumni V12	6,924	42	0363	Nursery - Grounds Storage	3,721	9
				0188	Alumni V12	3,240	28	0364	Nursery - Greenhouse	1,822	1
				0189	Alumni V12	7,644	56	0365	Nursery - Plant Storage	3,440	1
				0190	Alumni V12	8,174	70	0370	Warehouse - Weatherly Facility	4,080	3
				0295	Farm - Property Records #1	7,200	4	0373	Golf Course Practice Lab	1,808	6
				0297	Farm - Property Records #2	7,200	2	0382	Nursery Building 1	390	3
				0298	Farm - Housing Storage Whs	7,200	1	0383	Nursery Building 2	96	1
				0300	Housing Storage Building	7,740	1	0384	Nursery Building 3	100	1
				0301	Alumni V13	6,455	54	0395	Nursery Building 4	50	1
				0302	Alumni V13	4,370	36	0434	Nursery Building - Office	840	5
				0303	Alumni V13	4,370	36	0492	Business Services Warehouse	8,055	11
				0304	Alumni V13	6,455	48	0493	Warehouse Controller	6,690	1
				0305	Alumni V13	3,584	40	8001	IM Fields Control Bldg.	6,341	23
				0306	Alumni V13	6,600	64	8002	IM Fields Maintenance Bldg.	5,200	15
				0307	Alumni V13	6,600	64	8003	IM Fields Softball Control	4,219	21
				0308	Alumni V13	6,600	64	8004	IM Fields Rec Sportsplex Bldg	7,510	25
				0309	Alumni V13	3,584	40	8008	Morcom Aquatics Center	8,510	40
				0310	Alumni V13	6,600	64	8009	Morcom Aquatics Mech. Bldg	2,622	5
				0311	Alumni V13	1,792	20	8010	Multi-Purpose Education Fac.	79,118	16
<b>Site 5 - Mission Road Station</b>											
0215	Mission Road - Mabry Bldg. 1	623	5								
0217	Mission Road - Mabry Bldg. 2	1,327	3								
0230	Mission Road - New Greenhouse	5,082	4								
0366	Mission Road - Greenhouse	5,226	4								
0367	Mission Road - Main House	10,190	44								
<b>SITE 5 Total</b>		<b>22,448</b>	<b>60</b>								
<b>Site 7 - FSU Reservation</b>											
0277	Reservation-Gate House	240	1								
0278	Reservation Admin. Cabin 1	1,680	11								
0279	Cabin #6 - Storage	609	0								
0280	Rez-Staff Residence - Cabin 3	1,680	12								
0281	Rez-Waterfront & OP Oper.	2,658	1								
0282	Rez Conference Center-Cabin 4	4,427	11								
0283	Reservation Dock Cover	963	1								
0284	Reservation Recreation Bldg	4,427	2								
0285	Rez-Staff Residence - Cabin 5	1,200	1								
0286	Reservation Dorm-Cabin 6	1,767	5								
0287	Reservation Dorm-Cabin 7	1,767	6								
0288	Reservation Boat House	1,640	1								
0289	Cabin 7 Storage	609	0								
<b>SITE 7 Total</b>		<b>23,667</b>	<b>52</b>								

# FSU Buildings - Gross Square Feet and Number of Rooms

Code	Building Name	Sq. Ft.	Rms	Code	Building Name	Sq. Ft.	Rms	Code	Building Name	Sq. Ft.	Rms
<b>Site 8 – Southwest Campus (continued)</b>				<b>Site 13 – Southern Technology Innovation Park</b>				<b>Site 27 – U.S. National Forest - Apalachicola</b>			
8018	Public Broadcast Storage	521	1	0804	I.P. - Sliger (Bernard F.) #1	38,380	140	0144	TV Tower	1	1
8050	FHP Academy	42,900	1	0805	I.P. - Morgan (Herb) #2	34,380	122	0449	ETV Trans. Bldg #2	2,040	3
8051	FHP Dorm	26,822	1	0813	I.P. - Johnson (Robert M.)	42,099	133	<b>SITE 27 Total</b>			
<b>SITE 8 Total</b>				0814	I.P. - Shaw (Frank) Bldg.	40,000	113	<b>2,041 4</b>			
<b>954,123 5,308</b>				<b>SITE 13 Total</b>				<b>508</b>			
<b>508</b>				<b>508</b>				<b>508</b>			
<b>Site 9 – Sarasota (Ringling Museum)</b>				<b>Site 14 – Medical School</b>				<b>Site 34 – Commonwealth Blvd.</b>			
0450	Ctr. For The Performing Arts	134,089	367	4001	COM-Thrasher Bldg.	155,913	637	3401	3000 Commonwealth	31,929	77
9001	Ringling-Art Museum	129,742	153	4002	COM-Research Bldg	132,302	440	3402	3200 Commonwealth	18,938	110
9002	Ringling-Ca d'Zan	30,691	148	4003	COM-Auditorium	10,877	10	<b>SITE 34 Total</b>			
9003	Ringling-Circus Museum	53,824	49	<b>SITE 14 Total</b>				<b>50,867 187</b>			
9004	Ringling-Grounds Bldg.	5,181	12	<b>299,092 1,087</b>				<b>Site 35 – Florence Center</b>			
9005	Ringling-Caretaker's House	1,743	15	<b>Site 17 – FAMU/FSU College of Engineering</b>				<b>Site 36 – London Center</b>			
9006	Ringling-North Gatehouse	375	5	0527	FAMU/FSU Engin. Bldg. 2	96,667	187	0801	Overseas Program	2	1
9007	Ringling-Pumphouse	639	1	0577	FAMU/FSU COE	116,366	324	<b>SITE 35 Total</b>			
9010	Ringling-West Wing	36,853	106	<b>SITE 17 Total</b>				<b>2 1</b>			
9011	Ringling-Banyan Cafe	5,298	1	<b>213,033 511</b>				<b>Site 38 – Northwest Campus</b>			
9014	Ringling-Pumphouse #2	143	35	<b>Site 18 – Innovation Park</b>				<b>Site 40 – Capitol Center</b>			
9018	Ringling-Utilities Plant	2,629	39	0022	Mag Lab - General Science	220,966	611	3801	Facility for Arts Research	23,493	0
9019	Ringling-Visitor's Pavilion	50,306	138	0069	Mag Lab - OPMD (Utilities)	77,417	102	<b>SITE 38 Total</b>			
9020	Ringling-Tibbals Learning Ctr.	50,293	92	0269	Mag Lab - NMR Building	34,938	71	<b>23,493 0</b>			
9021	Ringling-Johnson-Blalock Ct.	73,000	137	0380	NW Regional Data Center	21,408	50	<b>Site 40 – Capitol Center</b>			
9022	Ringling-Facilities Admin.	2,500	11	0381	NWRDC Storage	504	1	4041	C.C. Warren Building	45,717	1
9023	Ringling-Pumphouse #3	56	1	0821	Mag Lab – New Storage	4,981	0	4042	C.C. Winchester Building	31,284	1
<b>SITE 9 Total</b>				0824	Research Foundation East	85,000	324	4043	C.C. Bloxham Annex A	6,405	1
<b>577,362 1,239</b>				0825	Research Foundation West	85,000	392	4044	C.C. Bloxham Annex B	3,405	1
<b>Site 10 – Panama City Branch Campus</b>				0826	CAPS Dielectrics Lab	1,200	4	4045	C.C. Bloxham Annex C	4,624	1
1002	P.C.- Quad 2 (Office)	2,512	26	0827	CAPS Medium Voltage Lab	3,948	1	<b>SITE 40 Total</b>			
1003	P.C.- Quad 3 (Office/Class)	2,512	32	0849	CAPS Storage/Lab Building	4,805	1	<b>91,435 5</b>			
1004	P.C.- Tractor Storage	240	1	0854	Materials Research (Bldg. 3)	61,689	117	<b>Site 60 – Pensacola</b>			
1005	P.C.- Barron Bldg.	27,600	90	0855	AME Bldg (Research #4)	61,881	1	6001	OB-GYN Clinic	1,000	1
1006	P.C.- Faculty Bldg. (B North)	9,681	54	0856	AME Utilities Buidling	3,360	1	<b>SITE 40 Total</b>			
1007	South)	27,741	56	<b>SITE 18 Total</b>				<b>1,000 1</b>			
1008	P.C.- Bay Building (Bldg. C)	13,340	25	<b>667,097 1,676</b>				<b>1,000 1</b>			
1009	P.C.- Auditorium	4,716	18	<b>Site 19 – Gadsden County (Critchfield Hall)</b>				<b>UNIVERSITY TOTAL</b>			
1010	P.C.- WFSG-TV			0466	Critchfield Hall (Recording)	14,400	56	<b>Square Feet</b>			
1010	Trans./Storage	1,600	4	<b>SITE 19 Total</b>				<b>13,493,891</b>			
1012	P.C.- Bland Conference Center	3,550	10	<b>14,400 56</b>				<b>Num. of Buildings</b>			
1013	P.C. Student Gov. Annex B	2,404	19	<b>Site 26 – Immokalee</b>				<b>37,652</b>			
1014	Administrative Services Center	18,250	70	2600	Collier (Immokalee) Clinic	42,706	71				
1015	Holley Academic Center	105,364	249	<b>SITE 26 Total</b>							
<b>SITE 10 Total</b>				<b>42,706 71</b>							
<b>219,510 654</b>											

Source: University Space Management Systems as of June 2011

Online Resource: The University Space Management Systems' website can be accessed online at: [www.sua.fsu.edu](http://www.sua.fsu.edu)

# Florida State University Site and Acreage Holdings

## Florida State University Sites

<u>Site Code</u>	<u>Country</u>	<u>Name of Site</u>	<u>Total Gross Square Ft.</u>	<u>E&amp;G Gross Square Ft.</u>	<u>Buildings Owned</u>	<u>Buildings Not Owned</u>	<u>Acres</u>
1	Franklin	Alligator Point	2,205	2,205	1	0	23.50
2	Franklin	FSU Ball Marine Laboratory	28,830	28,830	23	0	78.00
3	Leon	Cascade Lake	0	0	0	0	79.40
4	Leon	Main Campus	10,141,330	5,441,738	200	17	451.55
5	Leon	Mission Road Station	22,448	22,448	5	0	13.70
6	Leon	Plant Street	0	0	0	0	1.00
7	Leon	FSU Reservation	22,704	0	12	0	61.50
8	Leon	Southwest Campus	957,373	289,239	140	0	621.43
9	Sarasota	Sarasota (Ringling Museum)	562,862	562,862	17	0	56.90
10	Bay	Panama City Branch Campus	219,510	219,510	13	0	25.60
11	Marion	Ocala (Appleton Museum)	0	0	0	0	0.10
12	Leon	Leases in Florida	196,786	60,706	0	38	0.00
13	Leon	Southern Technology Innovation Park	154,859	120,479	2	2	0.00
14	Leon	Medical School	299,092	299,092	3	0	6.50
15	Non-Fla	Overseas Program	20,008	20,008	0	5	0.00
16	Various	Classes - Off Main Campus	1,200	200	0	3	0.00
17	Leon	FAMU/FSU College of Engineering	213,033	213,033	0	2	22.20
18	Leon	Innovation Park	667,097	661,949	14	0	32.50
19	Gadsden	Gadsden County (Critchfield Hall)	14,400	14,400	1	0	2.00
20	Leon	Southwood (FSU Research School)	0	0	0	0	50.40
21	Leon	Kleman Plaza	29,763	0	0	1	0.50
22	Bay	Panama City Off-Campus	2,200	200	0	4	0.00
23	Leon	Heritage Grove	0	0	0	0	37.55
25	Non-Fla.	Unassociated	100	100	0	1	0.00
26	Collier	Immokalee	42,706	42,706	1	0	9.41
27	Leon	U.S. National Forest - Apalachicola	2,041	2,041	2	0	0.25
28	Leon	Proposed Biomass Plant	0	0	0	0	23.97
30	Non-Fla	Panama Canal Center	16,329	0	0	5	0.00
32	Leon	Research North	31,929	0	0	1	0.00
34	Leon	Commonwealth Blvd.	18,938	18,938	1	0	4.78
35	Non-Fla	Florence Center	2	2	0	1	0.00
36	Non-Fla	London Center	2	2	0	1	0.00
38	Leon	Northwest Campus	23,493	0	1	0	5.00
40	Leon	Capitol Center	91,435	91,435	5	0	5.78
50	Leon	FAMU COE Portable buildings	245,313	245,313	0	22	0.00
60	Escambia	Pensacola	1,000	1,000	0	1	0.00
		<b>Total</b>	<b>14,028,988</b>	<b>8,358,436</b>	<b>441</b>	<b>104</b>	<b>1,613.50</b>
		Not Owned	1,096,578	779,727	0	104	0.00
		<b>Total Owned</b>	<b>12,932,410</b>	<b>7,578,709</b>	<b>441</b>	<b>0</b>	<b>1,613.50</b>

## Florida State University Holdings by County

<u>County</u>	<u>Site Codes</u>	<u>Total Gross Square Ft.</u>	<u>E&amp;G Gross Square Ft.</u>	<u>Buildings Owned</u>	<u>Buildings Not Owned</u>	<u>Acres</u>
Bay	10, 22	221,710	219,710	13	4	25.60
Collier	26	42,706	42,706	1	0	9.41
Escambia	60	1,000	1,000	0	1	0.00
Franklin County	1, 2	31,035	31,035	24	0	101.50
Gadsden County	19	14,400	14,400	1	0	2.00
Leon County	3, 4, 5, 6, 7, 8, 12, 13, 14, 17, 18, 20, 21, 23, 27, 28, 32, 34, 38, 40, 50	13,117,634	7,466,411	385	83	1,418.01
Marion	11	0	0	0	0	0.10
Sarasota County	9	562,862	562,862	17	0	56.90
Non-Florida	15, 16, 25, 30, 35, 36	37,641	20,312	0	16	0.00
<b>Total All Locations</b>		<b>14,028,988</b>	<b>8,360,436</b>	<b>441</b>	<b>104</b>	<b>1,613.50</b>

Source: University Space Management Systems as of February, 2011

Online Resource: The University Space Management Systems' website can be accessed online at: [www.upfa.fsu.edu/sua](http://www.upfa.fsu.edu/sua)

# University Libraries

---

University Libraries provides collections, resources and services to enhance the learning, teaching, research, and service activities of the Florida State University. In support of this mission the libraries' collection includes more than 3.0 million volumes. For those researchers unable to visit the libraries, the web site offers access to more than 746 databases and 50,265 e-journals from anywhere in the world. Materials not available online or at the libraries may be requested through interlibrary loan or through the new statewide UBorrow system, offering FSU faculty and students delivery of over 15 million books from all state university libraries.

With almost 2 million visitors each year, Strozier Library, FSU's largest library, is open 134 hours each week, providing around the clock research assistance and study spaces. Strozier and Dirac Libraries offer free academic tutoring and a robust range of academic support services and programming throughout the day and late into the night. Students and faculty have a choice of learning spaces, from the Scholars Commons' quiet Reading Room, to the 24-hour coffee shop to the buzz of the Undergraduate Commons. Library faculty also offer classes and consultations to teach critical research and thinking skills. For those researchers unable to visit the libraries, online research services are available 24/7 and library staff offer outreach to dormitories and buildings across campus.

The FSU Libraries include 8 libraries on campus. The Robert Manning Strozier Library, Paul A. M. Dirac Science Library, Mildred and Claude Pepper Library, Warren Allen Music Library, Harold Goldstein Library and Information Studies Library, College of Law Library, College of Medicine Medical Library, and the College of Engineering Library. Library materials and services are also available at the FSU Panama City Campus, as well as International Programs study centers in London, Florence, and Panama, and a collection of art and related materials at the John and Mable Ringling Museum of Art in Sarasota, Florida.

	<u>2005-2006</u>	<u>2006-2007</u>	<u>2007-2008</u>	<u>2008-2009</u>	<u>2009-2010</u>
<b>Library Collections</b>					
Print Volumes in Libraries	2,947,702	3,442,420	3,030,833	3,034,491	2,885,954
E-books	334,571	451,737	477,476	549,404	878,189
Databases	300+	350+	440	610	746
Electronic Journals	145,490	98,851	42,622	52,201	53,691
<b>Public Services</b>					
Research Consultations	82,635	110,367	87,692	89,129	116,552
Classes Taught	814	631	913	859	966
Library-Managed Tutoring Sessions	N/A	N/A	N/A	N/A	4,052
<b>Financial Information</b>					
Staff Salaries (including Student Assistants)	\$6,903,278	\$7,696,922	\$7,089,568	\$7,142,885	\$7,475,128
Expenditures for Books and Related Materials	\$7,650,054	\$6,840,347	\$8,183,466	\$8,062,835	\$8,749,087
Total Library Expenditures	\$15,083,949	\$14,398,764	\$15,962,728	\$15,750,486	\$16,422,595
Library Expenditure per Student	\$380.41	\$355.76	\$388.72	\$402.46	\$407.97
Library Expenditures as a Percentage of University Totals (% of E&G)	3.41%	3.09%	3.18%	3.21%	3.51%

*Note: Includes figures for all university libraries.*

*Source: Strozier Library*

*Online Resource: The University Libraries' website can be accessed at: [www.lib.fsu.edu](http://www.lib.fsu.edu)*

# Academic and Professional Program Services (APPS)

---

The Florida State University Academic and Professional Program Services (APPS) is the continuing education and academic program outreach entity for the campus and the community.

## *Professional Program Services*

**Continuing Education Units (CEUs) and Teacher Recertification.** In conjunction with the University's academic departments, APPS coordinates degree and certificate programs for non-traditional, part-time students. Programs can be found throughout Florida and some are delivered via distance technologies. Opportunities for teacher recertification and continuing education units (CEUs) are provided throughout the year.

**Non-Credit Programs.** APPS develops, promotes, and administers non-credit programs and certifications in traditional classroom settings and online. Lifelong learners can remain current in their fields and fulfill licensing and continuing education requirements through career skills development. Examples of current courses are: Certificate in Financial Planning Online, Continuing Legal Education Online, Webmaster Certification Online, Seminole Strength and Conditioning, Test Preparation, and Writing Certificate Programs. Customized Technology Training is available upon request.

## *Academic Program Services*

APPS supports the University's mission to extend education statewide by offering courses and degree programs online and at many off-campus sites around the state.

**Faculty.** Support is provided to faculty members in their use of technologically mediated innovations in teaching. Online instructions and virtual workshops help faculty develop web-based components for their residential classes and fully online courses. Assistance is provided through the Blackboard Educational Portal, the Center for Teaching and Learning (CTL), and the Center for Assessment and Testing (CAT).

**On-Campus Students.** Access and use of FSU's educational portal and learning management system (campus.fsu.edu) is provided with both onsite and online contacts for technical support and resources for learning via the web, as well as instruction in using the learning management system and its many tools.

**Distance Students.** Guidance is provided to students and departmental staff, from application and acceptance to any of the online degree programs, to orientation to the University (including scheduling of courses, instruction on navigating course websites, and other tools necessary for success). Students receive individualized attention from instructors, and some courses have mentors who guide students through course work and monitor their progress. Online bachelor's degree-completion programs are available in Computer Science, and Interdisciplinary Social Science. Students with an AA from a Florida community college or its equivalent, as assessed by FSU Admissions staff, and who have met the Liberal Studies requirement, can complete their bachelor's degrees online. The master's programs that are offered entirely online include: Business Administration, Communication Disorders, Criminology (Criminal Justice Studies), Educational Leadership, Information Studies, Instructional Systems, Management Information Systems, Nursing, Risk Management/Insurance, Social Work, and Special Education.

**Center for Teaching and Learning (CTL).** Faculty members can further their planning, teaching, and technology skills through Resources on the website. Graduate teaching assistants (TAs) are aided in improving their academic leadership and teaching skills through the Program for Instructional Excellence (PIE). Orientations, workshops, panel discussions, and individual consultations are designed to prepare graduate students for the range of responsibilities they will have as new instructors.

**Educational Portal and Learning Management System (Blackboard™) Support.** This unit oversees all learning system maintenance and upgrades, technology training on upgrade enhancements, the academic help desk, and development of applications to further enhance the portal infrastructure for faculty, student, and staff use.

**Center for Assessment and Testing (CAT).** Faculty services include mark-sense scanning; test scoring and analysis; administering of University and department faculty evaluation instruments (SPOT, e-SUSSAI); and technical support for data collection and analysis in research. Student services include administering test taking for many national and state testing programs (e.g., CLAST, FTCE, ACT, SAT, LSAT, CLEP, and TOEFL); and providing proctored testing for distance-learning students.

## *APPS Annual FTE & Student Credit Hours for 2010-11*

	<u>Undergraduate</u>	<u>Graduate</u>	<u>Total</u>
Fundable FTE	151.1	730.1	881.2
Student Credit Hours (Fundable & Non-Fundable)	7,933	24,737	32,670

*Source: Student Instruction Files (SIF), summer 2010 and fall 2010 final, spring 2011 preliminary*

# Academic and Professional Program Services (APPS)

---

## APPS Distance Degree and Certificate Programs Offered, 2010-11

<u>SCHOOL/COLLEGE AND MAJOR</u>	<u>DEGREE(S)</u>	<u>LOCATION</u>
<b><u>College of Applied Studies</u></b> Event Management	Grad. Certificate	Web-based
<b><u>College of Arts &amp; Sciences</u></b> Computer Science	BA, BS	Web-based
<b><u>College of Business</u></b> Business Administration Management (Management Information Systems) Risk Management/Insurance	MBA MIS MS	Web-based Web-based Web-based
<b><u>College of Communication and Information</u></b> Communication Disorders Information Architecture Library and Information Studies Leadership & Management Reference Services School Library Media Leadership Youth Services	MS, Grad. Certificate Grad. Certificate MA, MS Grad. Certificate Grad. Certificate Grad. Certificate Grad. Certificate	Web-based Web-based Web-based Web-based Web-based Web-based Web-based
<b><u>College of Criminology and Criminal Justice</u></b> Criminology & Criminal Justice Criminology & Criminal Justice	Undergrad. Certificate MS	Web-based Web-based
<b><u>College of Education</u></b> Coaching Educational Leadership Human Performance Technology (Instr. Systems) Institutional Research Instructional Systems	Grad. Certificate MS Grad. Certificate Grad. Certificate MS	Web-based Web-based Web-based Web-based Web-based
<b><u>College of Education (continued)</u></b> Instructional Systems/Open and Distance Learning Instructional Systems/Performance Improvement and Human Resource Development Online Instructional Development (Instr. Systems) Special Education	MS MS Grad. Certificate MS	Web-based Web-based Web-based Web-based
<b><u>College of Nursing</u></b> Nursing Nursing Educator	MS Grad. Certificate	Web-based Web-based
<b><u>College of Social Sciences</u></b> Emergency Management Geographic Information Systems Interdisciplinary Social Sciences	Undergrad & Grad. Certificate Grad. Certificate BS	Web-based Web-based Web-based
<b><u>College of Social Work</u></b> Social Work Social Work Social Work Leadership in Executive & Administrative Development in Social Work (LEAD)	MSW MSW MSW Grad. Certificate	Web-based Gainesville & part web-based Jacksonville & part web-based Web-based

Source: Academic and Professional Program Services (APPS)

Online Resource: APPS can be accessed online at: <http://apps.fsu.edu>



# Division of Student Affairs

---

## Office

Oglesby Union

## Services/Programs

The Oglesby Union is a diverse and engaging community that fosters individual and collective learning by providing outstanding services and opportunities for involvement. The union is the community center of the university, serving students, faculty, staff, alumni and guests. We strive to serve as a unifying force that honors each individual and values diversity. The union provides services and conveniences that members of the college community need in their daily lives and creates an environment for getting to know and understand others through formal and informal associations. For more information, please visit: [union.fsu.edu](http://union.fsu.edu)

### **Student services available in the Oglesby Union:**

Art Center/Oglesby Gallery	FSView/Florida Flambeau Office	Student Activities Center
ATM's	Guest Services	Student Government Agencies
Club Downunder	Information Center	Student Government Assoc. offices
Clubs and Organizations	Kaplan Education Center	Union Ballrooms, meeting & conference rooms
Computer Lab	Krentzman Lounge/Info. Desk	Union Board
Crenshaw Lanes – Bowling and Billiards	Lost and Found	Union Copy Center
Florida State LEAD Center	Moore Auditorium	Union Production
Food Court	Post Office	
FSU Computer Store	SAFE Escort/Police Substation	
	Student Activities Center	

### **Student services available in the Student Life Center:**

Cyber Café with video games	University Counseling Center
Movie Theatre - Student Life Cinema	Information Desk
Congress of Graduate Students Offices	Housing Office

### **Student services available in the Student Services Building:**

Conference Rooms - 2nd floor	Park Avenue Diner
------------------------------	-------------------

Student Government Association

Provides direct student services and activities through financial support of student organizations and through the following Student Government agencies, bureaus, affiliated projects, and funding boards:

Alumni Village Child Development Center	FSU Service Corps	Office of Legislative Affairs
American Indian Student Union	Greek Council Funding Board	Pride Student Union
Asian American Student Union	Hispanic/ Latino Student Union	SAFE Connection
Black Student Union	Institute for Conservative Studies	Sports Club Distribution Council
Business School Allocations Committee	Inter-Residence Hall Council	Starlight Childcare Center
Center for Participant Education	Jewish Student Union	Student Allocations Committee
Congress of Graduate Students	Law School Allocations Committee	Student Broadcast Center
Environmental Service Program	Medical School Council	Student Legal Services
FSU First Responder Unit	Multicultural Student Assembly	Student Publications
	Music School Allocations Committee	Women's Center
	Off-Campus Housing	WVFS V-89 Radio Station

Thagard Student Health Center

Provides primary, out-patient health care to students through the following clinics and services:

Allergy Clinic	Laboratory
First Responders Unit	Nutrition Counseling
General Medical	PAR (Partnership for Alcohol Responsibility)
Gynecology	Physical Therapy
Health Enhancement and Wellness Program	Psychiatric Services
HIV Clinic	Travel Clinic
Immunization/Measles	Urgent Care
Insurance Information	X-ray

The FSU Health and Wellness Center

Maintains, expands and supports student academic success by: advocating for a healthy campus community environment; educating students on healthy and balanced attitudes, perceptions and behaviors; assisting students to maintain health through diagnosis and treatment of illness and injury; partnering with the community and collaborating with students, faculty and staff to anticipate and meet students' needs

**Mission:** To promote a healthy campus environment through quality student-centered health care.

### **Services:**

Allergy Clinic	Nutrition Services	Radiology
First Responder Unit	Physical Therapy	STI/HIV Testing
Health Promotion	Primary Care	Travel Clinic
Immunizations/Flu	Psychiatry	Women's Clinic
Lab (Quest)		

Source: Office of the Vice President for Student Affairs

Online Resource: The Office of the Vice President for Student Affairs' website can be accessed online at: [studentaffairs.fsu.edu](http://studentaffairs.fsu.edu)

---

# Intercollegiate Athletics

---

The “Seminoles” is the official designation of Florida State University men’s and women’s athletic teams. The symbol of university athletics at FSU is Chief Osceola. The official colors are Garnet and Gold. Florida State competes in the Atlantic Coast Conference (ACC) for all sports. The University named Randy Spetman as its Athletic Director in February 2008.



## Florida State University Seminole



### 2009-10 ACC and NCAA Team Results

Director's Cup Final Ranking: 5<sup>th</sup> nationally

Baseball (*Mike Martin*): **ACC Champions**; NCAA – College World Series, tied 5<sup>th</sup>

Basketball - Men (*Leonard Hamilton*): ACC – 3<sup>rd</sup>; NCAA – 1<sup>st</sup> Round

Basketball - Women (*Sue Semrau*): **ACC Champions** (tie, regular season); NCAA – Elite Eight

Cross Country - Men (*Bob Braman*): ACC – 3<sup>rd</sup>; NCAA Cross Country Championship – 30<sup>th</sup>

Cross Country - Women (*Bob Braman*): **ACC Champions**; NCAA Cross Country Championship – 2<sup>nd</sup>

Football (*Bobby Bowden*): Defeated West Virginia in the Gator Bowl. Following the game, Bobby Bowden retired as head coach, replaced by Jimbo Fisher.

Golf - Men (*Trey Jones*): ACC - 5<sup>th</sup>; NCAA Championship – 3<sup>rd</sup>

Golf - Women (*Debbie Dillman*): ACC - 4<sup>th</sup>; NCAA Championship – 10<sup>th</sup>

Soccer (*Mark Krikorian*): **ACC Champions** (tie, regular season); NCAA – Quarterfinals

Softball (*Lonni Alameda*): ACC – 3<sup>rd</sup>; NCAA – Regional

Swimming - Men (*Neil Harper*): ACC – 3<sup>rd</sup>; NCAA Championship – 19<sup>th</sup>

Swimming - Women (*Neil Harper*): ACC – 3<sup>rd</sup>; NCAA Championship – 44<sup>th</sup>

Tennis - Men (*Dwayne Hultquist*): ACC – 7<sup>th</sup>; NCAA – 2<sup>nd</sup> Round

Tennis - Women (*Jennifer Hyde*): ACC – 5<sup>th</sup>; NCAA – Round of Sixteen

Track & Field - Men (*Bob Braman*): **ACC Champions** (Indoor & Outdoor); NCAA – 8<sup>th</sup> (Outdoor), 12<sup>th</sup> (Indoor)

Track & Field - Women (*Bob Braman*): ACC – 2<sup>nd</sup> (Indoor & Outdoor); NCAA – 20<sup>th</sup> (Outdoor), 7<sup>th</sup> (Indoor)

Volleyball (*Chris Poole*): **ACC Champions** (regular season and tournament); NCAA – Round of Eight

### All-time Team National Champions (NCAA champion except where noted)

1951 - Men's Gymnastics

1952 - Men's Gymnastics

1955 - Men's Volleyball (awarded by the US Volleyball Association - USVA)

1957 - Men's Volleyball (awarded by the USVA)

1958 - Men's Volleyball (awarded by the USVA, unofficial sport at FSU in 1958)

1981 - Softball (awarded by the Association of Intercollegiate Athletics for Women - AIAW)

1981 - Women's Golf (awarded by the AIAW)

1982 - Softball (awarded by the AIAW)

1984 - Women's Track (Outdoor)

1985 - Women's Track (Indoor)

1993 - Football

1999 - Football

2006 - Men's Track (Outdoor)

2007 - Men's Track (Outdoor)\*

2008 - Men's Track (Outdoor)

\* Championship vacated by the NCAA

### 2009-10 Coach of the Year Honors

Karen Harvey: ACC Women's Cross Country Coach of the Year

Mark Krikorian: ACC Soccer Coach of the Year, NSCAA/Mondo Southeast Regional Coach of the Year

Chris Poole - ACC Volleyball Coach of the Year, AVCA East Region Coach of the Year

# Intercollegiate Athletics

---

## 2009-10 Individual National Champions

Kim Williams (Women's Track - Indoor) - Triple Jump

## 2009-10 Player of the Year Honors

Jean-Yves Aubone – ITA Southeast Tennis Senior of the Year

Brianna Barry – ACC Volleyball Player of the Year

Susan Kuijken – ACC Women's Cross Country Performer of the Year

Brooks Koepka – ACC Men's Golf Player of the Year

Lauren McCreless – ITA Southeast Tennis Senior of the Year

Tiffany McCarty – ACC Soccer Offensive Player of the Year

Maurice Mitchell – ACC Indoor Track Athlete of the Year

Maurice Mitchell – ACC Outdoor Track Athlete of the Year

Wes Rickman – ACC Cross Country Freshman of the Year

Francesca Segarelli – ACC Women's Tennis Freshman of the Year

Chris Singleton – ACC Defensive Player of the Year

Kimberly Williams – USTFCCA Indoor South Region Women's Field Athlete of the Year

## 2009-10 Rookie of the Year Honors

Francesca Segarelli – ACC Women's Tennis Freshman of the Year

## 2009-10 All-American Honors (athletes mentioned on any team by any publication are listed)

Baseball: Jayce Boyd, Tyler Holt, Mike McGee

Cross Country - Women: Susan Kuijken, Pasca Cheruiyot, Amanda Winslow

Football: Rodney Hudson, Jacobbi McDaniel, Greg Reid

Golf - Men: Brooks Koepka, Drew Kittleson

Soccer: Becky Edwards, Ines Jaurena, Tiffany McCarty

Swimming & Diving - Men: Andy Hodgson, Robert Holderness, Terry Horner, Landon Marzullo

Swimming & Diving - Women: Stephanie Sarandos

Track & Field - Men: David Ambler, Kevin Borlee, Brandon Byram, Brian Chibudu, Maurice Mitchell, Michael Putman

Track & Field - Women: Pasca Cheruiyot, Candyce McGrone, Pilar McShine, Kim Williams

Volleyball: Brianna Barry, Mira Djuric, Rachel Morgan, Jordana Price

## 2009-10 Academic Highlights for Student Athletes

ACC Weaver-James-Corrigan Postgraduate Scholarship Award: Terese Gober, Jordana Price, Carly Wynn

Arthur Ashe Jr. Sports Scholars Award: Calia Coleman, Tiffany McCarty, Vahid Mirzadeh, Aleia Monden, Lloyd Owens, Casey Short, Danielle Williams, Kim Williams

CoSIDA Academic All-American: Gonzalo Barroilhet, Becky Edwards, Kim Williams, Carly Wynn

CoSIDA/ESPN Magazine Academic All-District: Gonzalo Barroilhet, Brianna Barry, Becky Edwards, Tori Huster, Marissa Kazbour, Erin McNulty, James Ramsey, Kim Williams, Taylor Wilson, Carly Wynn

ACC Scholar-Athlete of the Year: Jean-Yves Aubone, Brianna Barry, Javier Garcia-Tunon, Susan Kuijken, Matt Leeder, Kim Williams

Academic All-ACC: Katherine Adham, Lacey Agnew, Robin Ahrberg, Jean-Yves Aubone, Gonzalo Barroilhet, Brianna Barry, Pasca Cheruiyot, Brian Chibudu, Charles Clark, Jennifer Dunn, Becky Edwards, Tyler Everett, Michael Fout, John Gast, Terese Gober, Tory Haddad, Marissa Harrington, Amy Harris, Robby Hayes, Rob Holderness, Tyler Holt, Dustin Hopkins, Bryan Howard, Christian Hunnicutt, Tori Huster, Andrew Jacobs, Michelle Jenije, Glenn Kalata, Marissa Kazbour, Nick Klein, Susan Kuijken, Jen Lapicki, Allyn Laughlin, Matthew Leeder, Luke Loucks, EJ Manuel, Tiffany McCarty, Erin McNulty, Pilar McShine, Holly Mills, Vahid Mirzadeh, Aleia Monden, Pablo Navarrete, Stephanie Neville, Andrea Palen, Jessica Parry, Mercia Pemberton, Kristine Polley, Christian Ponder, Jessica Price, James Ramsey, Katie Rybakova, Jaq Schroeder, Katie Sirounis, Macarena Silva, Aaron Steele, Stevi Steinbauer, Jessica Sucupira, Stuart Tapley, Devon Thomas, Hannah Thomson, Kimberly Williams, Amanda Winslow, Carly Wynn

## Other Athletics Accomplishments

J.D. Drew - College World Series Legends Team

Rodney Hudson - Jacobs Blocking Trophy – Most Outstanding Blocker in the ACC

Tiffany McCarty - ESPN's All-Decade Girls' Soccer Team

Toni Pressley - Primetime Performer from College Soccer 360.com

Greg Reid - Georgia AAAAA Player of the Decade

Jessica Sucupira - Southeast ITA/Arthur Ashe Award

Women's Swimming and Diving Team - CSCAA Scholar-Athlete All-American list

Mike McGee - named the John Olerud Two-Way Player of the Year Award by the College Baseball Foundation

*Source: Florida State University Sports Information Office*

*Online Resource: The Florida State Athletic Department's website can be accessed online at [www.seminoles.com](http://www.seminoles.com)*

---

# Florida State University Ensembles

---

## **Bands:**

**Florida State Winds** This graduate student wind ensemble with flexible instrumentation performs large chamber works and also features guest soloists. The group tours and performs on and off campus at conferences and special events.

**Campus Band** The Campus Band is open to all students with interest and experience. It meets weekly during both semesters, responding to students' interests and abilities while rehearsing and performing a wide and diverse literature.

**Concert Band** The Concert Band is devoted to the rehearsal, study, and performance of important band literature.

**Marching Chiefs** The Marching Chiefs is a marching band of approximately 450 students that performs at all home football games and traditionally travels to two or three out-of-town games during the football season.

**Chiefly Brass** Chiefly Brass is a 60-member basketball pep band and spirit group.

**Wind Symphony** The Wind Symphony meets during the fall semester and is composed of upper level and graduate personnel. The Wind Symphony performs in tandem with the Symphonic Band.

**Symphonic Band** Although made up essentially of music majors, the Symphonic Band is open to all university students by comprehensive auditions. Two performances are scheduled each semester in addition to tours and frequent appearances at national conventions or conferences.

**Harmonie** Harmonie is composed of undergraduate students who are interested in the study and performance of chamber music.

**Wind Orchestra** The Wind Orchestra engages in professional level study of wind literature important to contemporary performing practices.

## **Choral:**

**Chamber Choir** The Chamber Choir is a highly select group of graduate and upper level undergraduate students performing repertoire particularly suitable for a 24- to 32-voice mixed choir both accompanied and a cappella.

**Choral Union** The Choral Union is open to any student enrolled in the University who wishes to sing. Both accompanied and a cappella selections are included in its repertoire. Public concerts are presented throughout the year.

**Madrigal Singers** The Madrigal group is composed of approximately 12 to 15 members chosen from the University Singers. The Madrigal Singers perform for various organizations within Tallahassee and the surrounding area during the Christmas season.

**Men's Chorus** The Collegians, the FSU men's glee club, is open to students enrolled in the University. Public concerts are presented throughout the year, including off-campus performances.

**University Singers** The University Singers is a select group of primarily undergraduate music majors. Their activities include public concerts, both on and off campus, as well as frequent tours and performances at professional conferences.

**University Chorale/Tallahassee Community Chorus** This ensemble is a large mixed ensemble that specializes in the music written for a large chorus and orchestra. The chorus is open to all students and the general public.

**Women's Glee Club** The FSU Women's Glee Club is open to students enrolled in the University. Public concerts are presented throughout the year, including off-campus performances.

## **Orchestras:**

**University Symphony** The University Symphony Orchestra consists of 100-plus members who perform the standard symphonic repertoire in a series of six concerts in Tallahassee and on tours both within Florida and throughout the Southeast.

**University Philharmonia** Membership in the University Philharmonia includes first- and second-year string students and is open to all other instrumentalists through competitive auditions.

**Chamber Orchestra** The Chamber Orchestra is a select organization of faculty members and the most advanced graduate and upper-level undergraduate students. Two concerts are presented yearly, both of which utilize College of Music faculty members as soloists.

**Opera Orchestras** Opera Orchestras are formed for the three fully staged operas that are presented each year.

## **Jazz Ensembles:**

**Jazz Ensembles** The College of Music has three large performing Jazz Ensembles. The top FSU Jazz Ensemble is a nationally acclaimed ensemble drawn from a select group of graduate and undergraduate students, many majoring in Jazz Studies.

**The Jazz/Pop Ensembles** The College of Music Jazz/Pop Vocal Ensemble performs in a variety of settings, and emphasis is placed on comprehensive use of musical and stage skills which culminate in dynamic public performances of jazz and popular vocal music.

**Chamber Music (Jazz Combos)** Small jazz ensembles historically have ranged from traditional New Orleans-style ensembles to modern or contemporary jazz ensembles. These ensembles are featured in a variety of performances that members and faculty schedule.

## **Other Ensembles:**

**Chamber Music** Various chamber ensembles are organized throughout the year for musicians involved in performing chamber literature.

**Opera** The FSU Opera presents fully staged productions, featuring students in principal roles, chorus, orchestra, and technical support.

**Early Music Ensembles** Approximately twelve ensembles that specialize in music written before 1650.

**Music Theatre** A joint program of the College of Music & School of Theatre to produce a major musical each fall among other performances.

**Special Ensembles** A wide variety of chamber groups and special ensembles offer students additional opportunities to perform.

*Source: FSU Band and Ensemble Web Page*

---

## Florida State University Flying High Circus

---

There has been an FSU Flying High Circus for almost as long as there has been a Florida State University. When the Florida State College for Women went coeducational in 1947, one of the new faculty members was Jack Haskin. As a high school coach in Pontiac, Illinois, Haskin had staged student gymnastic exhibitions. He wanted to start an activity at the new university which would allow men and women to participate together. His idea was the circus.

The Flying High Circus is a self-supporting activity. No student activity fees, tuition payments, university or state funds go towards circus activities. Unlike many other athletic endeavors, the students receive no tuition waivers or university scholarships for their long hours of practice for the nationally famous shows that bring credit to FSU.

The acts in the Flying High Circus have evolved from "circus activity" to "circus professionalism." Performances are often of so high a caliber that professional contracts are sometimes offered to student performers, especially on the flying trapeze. In the circus, you will see tricks attempted and completed that are more difficult than many you would see in other American or European circuses. Examples include the triple somersault on the flying trapeze (accomplished by two performers at FSU), the seven man pyramid on the high wire (which has only been performed by two other groups), double back somersaults on the skypole and many more. Some acts are unique to the FSU Circus or are only done rarely elsewhere such as triple aerial high casting and three-lane breakaway. Other acts are traditional circus classics. There are no animal acts in the Circus.

Few of the student performers had any previous circus training before coming to Florida State, although some have had related training such as springboard diving or gymnastics. Many receive their first introduction to the circus through the one-hour course on circus activities offered for credit by the university, but more enter the circus as a result of personal contact with other circus members. Training for the various acts is provided by one full-time coach, a member of the FSU Circus as a student, and a staff of paid and volunteer student assistants. Different acts are added to the show or removed from the show as performers with particular strengths and talents join the circus, learn new acts and different tricks, and then graduate. No two shows are alike.

A significant difference from professional circuses is the use of safety nets and safety lines. These will not help a performer complete a trick, but they do provide an extra margin of security for the student performers. The FSU Circus emphasizes the performances, not the risks. An additional measure of safety is provided by having the students do all the rigging. Since the performers rig their own acts in practice, they become more aware of the importance of correct rigging since they will be working on equipment that they have set up. Because of these safety features, the use of progressive learning techniques, and the high caliber of the students involved, the Flying High Circus maintains a high reputation for safety.

And, yes, they really do it "just for fun." Only one semester hour of credit for the circus activities course can be earned by an undergraduate on a one-time basis and many performers have never taken the course. The participants work on their own time practicing at the circus lot after classes or working on conditioning or juggling skills at home in the evenings and on the weekends. In addition, they must maintain a "C" average to appear in the home shows on campus and "C+" average to travel on the road shows, far above that required for other athletic endeavors. Yes, grades are not a problem; their collective average has always been one of the highest for students in any extracurricular activity in the University, even though many of the students are in demanding fields such as pre-medicine, nursing, computer science and accounting.

*Source: 43rd Home Show Program*

---

# Appendix



Photo: FSU Photo Lab

## Heritage Museum

Sixteen new stained-glass windows, created on campus by the artists and students of the university's Master Craftsman Program, adorn the new Heritage Museum located in the Werkmeister Reading Room in Dodd Hall

# Florida State University Degree Program Inventory (June 2011)

SCHOOL/COLLEGE/DEPARTMENT BOG Approved Degree Program	Name of Major	Major Code	Degree Level Offered at FSU by Degree CIP					
			BACH	MAST	ADVM	SPEC	DOCT	PROF
<b>ARTS &amp; SCIENCES</b>								
<b>Earth, Ocean &amp; Atmospheric Science 069</b>								
Geology	Geology	116010	400601	400601	-	-	400601	-
Oceanography	Oceanography	116020	-	400607	-	-	400607	-
^	Biological Oceanography	116021	-	400607	-	-	400607	-
^	Chemical Oceanography	116022	-	400607	-	-	400607	-
^	Geological Oceanography	116023	-	400607	-	-	400607	-
^	Physical Oceanography	116024	-	400607	-	-	400607	-
Aquatic Environmental Science	Aquatic Environmental Science	116025	-	261302	-	-	-	-
Environmental Science	Environmental Science and Policy	116030	030104	-	-	-	-	-
	Environmental Science	116031	030104	-	-	-	-	-
Meteorology	Meteorology	116040	400401	400401	-	-	400401	-
	Applied Geosciences/FSU-Teach	116050	400401	-	-	-	-	-
<b>Anthropology 072</b>								
Anthropology	Anthropology	440540	450201	450201	-	-	450201	-
<b>Biological Science 074</b>								
Biological Sciences	Biological Science	111110	260101	260101	-	-	260101	-
	Biology/FSU-Teach	111111	260101	-	-	-	-	-
Computational Biology	Computational Biology - Biological Science	111112	261104	-	-	-	-	-
Neuroscience	Neuroscience - Biology	444450	-	-	-	-	261501	-
	Neuroscience	115501	-	-	-	-	-	-
^	Neuroscience - Psychology	448440	-	-	-	-	261501	-
^	Neuroscience - Movement Science	254470	-	-	-	-	261501	-
	Neuroscience - Nutrition Science	254475	-	-	-	-	261501	-
	{Biological Science, Prerequisites Incomplete}	111197	-	-	-	-	-	-
<b>Chemistry and Biochemistry 075</b>								
Chemistry	Chemistry	111610	400501	400501	-	-	400501	-
^	Analytical Chemistry	111611	-	400501	-	-	400501	-
^	Biochemistry	111612	400501	400501	-	-	400501	-
^	Inorganic Chemistry	111613	-	400501	-	-	400501	-
^	Nuclear Chemistry	111614	-	400501	-	-	400501	-
^	Organic Chemistry	111615	-	400501	-	-	400501	-
^	Physical Chemistry	111616	-	400501	-	-	400501	-
^	Environmental Chemistry	111617	400501	-	-	-	-	-
^	Materials Chemistry	111618	-	-	-	-	400501	-
Chemical Physics	Chemical Physics	117810	-	400508	-	-	400508	-
Chemical Science	Chemical Science	111620	400599	-	-	-	-	-
^	Chemical Sciences/FSU-Teach	111621	400599	-	-	-	-	-
Biochemistry	Biochemistry	111612	260202	-	-	-	-	-
<b>Classics 076</b>								
Classics	Classics	111910	-	-	-	-	161200	-
^	Classical Civilizations	111911	161200	161200	-	-	-	-
^	Classics & Religion	111912	161200	-	-	-	-	-
^	Classical Archaeology	111913	161200	161200	-	-	-	-
^	Greek & Latin	111915	161200	161200	-	-	-	-
^	Ancient History	111919	-	161200	-	-	-	-
Greek	Greek	111920	161202	161202	-	-	-	-
Latin	Latin	111930	161203	161203	-	-	-	-
<b>English 077</b>								
English	English	114210	230101	230101	-	-	230101	-
^	Linguistics	114211	-	-	-	-	-	-
^	Literature	114212	230101	230101	-	-	230101	-
^	Creative Writing	114215	230101	-	-	-	230101	-
^	English/Business	114217	230101	-	-	-	-	-
^	Creative Writing - Emphasis in Business	114218	230101	-	-	-	-	-
^	Editing, Writing, and Media	114219	230101	-	-	-	-	-
Creative Writing	Creative Writing (MFA)	114216	-	231302	-	-	-	-
<b>Geological Sciences 078</b>								
Geology	Geology	444710	400601	400601	-	-	400601	-
<b>History 079</b>								
History	History	115210	540101	540101	-	-	540101	-
Middle Eastern Studies	Middle Eastern Studies	115220	050108	-	-	-	-	-
<b>Computer Science 080</b>								
Computer Science	Computer Science**	116610	110101	110101	-	-	110101	-
	Computer Science BA**	116611	110101	-	-	-	-	-
^	Computer & Network Systems Administration	116620	-	440404	-	-	-	-
^	Software Engineering**	446630	440404	440404	-	-	-	-
^	Information Security	116640	-	110101	-	-	-	-
	Computer Criminology	116660	430116	430116	-	-	-	-

## Florida State University Degree Program Inventory (June 2011)

SCHOOL/COLLEGE/DEPARTMENT	BOG Approved Degree Program	Name of Major	Major Code	Degree Level Offered at FSU by Degree CIP					
				BACH	MAST	ADVM	SPEC	DOCT	PROF
	Computational Biology	Computational Biology - Computer Science (Computer Science, NFA)	116650 <del>446699</del>	261104 -	- -	- -	- -	- -	- -
<b>Mathematics 081</b>									
	Mathematics	Mathematics	116810	270101	270101	-	-	270101	-
	^	Applied & Computational Mathematics	116811	270101	270101	-	-	270101	-
	^	Financial Mathematics	116813	-	270101	-	-	270101	-
		Biomathematics	116815	270101	270101	-	-	270101	-
		Mathematics/FSU-Teach	116816	270101	-	-	-	-	-
	Actuarial Science	Actuarial Science	116820	521304	-	-	-	-	-
<b>Modern Languages 082</b>									
	Russian	Russian	117130	160402	-	-	-	-	-
	^	Russian/Business	117131	160402	-	-	-	-	-
	^	Russian and Spanish	117132	160402	-	-	-	-	-
	Slavic	Slavic	117150	-	160400	-	-	-	-
	German	German	117120	160501	160501	-	-	-	-
	^	German/Business	117121	160501	-	-	-	-	-
	^	German and Russian	117122	160501	-	-	-	-	-
	^	German and Spanish	117123	160501	-	-	-	-	-
	^	German and Italian	117124	160501	-	-	-	-	-
	^	German Studies	117125	-	160501	-	-	-	-
	French	French	117110	160901	160901	-	-	160901	-
	^	French/Business	117111	160901	-	-	-	-	-
	^	French and Russian	117112	160901	-	-	-	-	-
	^	French and Spanish	117113	160901	-	-	-	-	-
	^	French and German	117114	160901	-	-	-	-	-
	^	French and Italian	117115	160901	-	-	-	-	-
	French and Francophone Studies	French and Francophone Studies	117116	050124	-	-	-	-	-
	Italian	Italian	117160	160902	-	-	-	-	-
	^	Italian/Business	117161	160902	-	-	-	-	-
	^	Italian and Russian	117162	160902	-	-	-	-	-
	^	Italian and Spanish	117163	160902	-	-	-	-	-
	Italian Studies	Italian Studies	117164	-	050126	-	-	-	-
	Spanish	Spanish	117140	160905	160905	-	-	160905	-
	^	Spanish/Business	117141	160905	-	-	-	-	-
	East Asian Languages & Cultures	Chinese Language and Culture	117170	160399	-	-	-	-	-
		Japanese Language and Culture	117171	160399	-	-	-	-	-
		Chinese and Japanese	117172	160399	-	-	-	-	-
		Chinese/Business	117173	160399	-	-	-	-	-
		Japanese/Business	117174	160399	-	-	-	-	-
<b>Philosophy 083</b>									
	Philosophy	Philosophy	117610	380101	380101	-	-	380101	-
<b>Physics 084</b>									
	Physical Science	Physics - Biology-Premed.	<del>118122</del>	<del>400899</del>	-	-	-	-	-
	^	Physical Science	118140	400899	-	-	-	-	-
	^	Physics - Oceanography	<del>118144</del>	<del>400899</del>	-	-	-	-	-
	^	Physical Science/FSU-Teach	118151	400899	-	-	-	-	-
	^	Physics - Computer Science	<del>118185</del>	<del>400899</del>	-	-	-	-	-
	Physics	Physics	118110	400801	400801	-	-	400801	-
		Physics and Astrophysics	118111	400801	-	-	-	-	-
<b>Meteorology 087</b>									
	Meteorology	<del>Meteorology</del>	<del>446940</del>	<del>400401</del>	<del>400401</del>	-	-	<del>400401</del>	-
		Applied Geosciences/FSU Teach	<del>446945</del>	<del>400401</del>	-	-	-	-	-
<b>Statistics 088</b>									
	Statistics	Statistics	119310	270501	270501	-	-	270501	-
	Biostatistics	Biostatistics	119311	-	261102	-	-	261102	-
<b>Psychology 089</b>									
	Psychology	Psychology **	118410	420101	420101	-	-	420101	-
	^	Psychobiology	<del>118409</del>	-	<del>420101</del>	-	-	<del>420101</del>	-
	^	Clinical Psychology	118412	-	420101	-	-	420101	-
	^	Cognitive Psychology	118414	-	420101	-	-	420101	-
	^	Developmental Psychology	118415	-	420101	-	-	420101	-
		Social Psychology	118416	-	420101	-	-	420101	-
		{Psychology, NFA}	118499	-	-	-	-	-	-
<b>Life Sciences</b>									
	Neuroscience	Sciences}	118440	-	-	-	-	261501	-

## Florida State University Degree Program Inventory (June 2011)

SCHOOL/COLLEGE/DEPARTMENT BOG Approved Degree Program	Name of Major	Major Code	Degree Level Offered at FSU by Degree CIP					
			BACH	MAST	ADVM	SPEC	DOCT	PROF
<b>Oceanography 091</b>								
Oceanography	Oceanography	446140	-	400607	-	-	400607	-
^	Biological Oceanography	446144	-	400607	-	-	400607	-
^	Chemical Oceanography	446142	-	400607	-	-	400607	-
^	Geological Oceanography	446143	-	400607	-	-	400607	-
^	Physical Oceanography	446144	-	400607	-	-	400607	-
Aquatic Environmental Science	Aquatic Environmental Science	446120	-	261302	-	-	-	-
<b>Religion 092</b>								
Religion	Religion	118610	380201	380201	-	-	380201	-
^	Religion & Classics	118611	380201	-	-	-	-	-
<b>GFDI 071</b>								
Geophysical Fluid Dynamics	Geophysical Fluid Dynamics	117510	-	-	-	-	409999	-
<b>Molecular Biophysics 073</b>								
Molecular Biophysics	Molecular Biophysics	117710	-	-	-	-	260206	-
^	Biochemistry, Molecular & Cell Biology	447714	-	-	-	-	260206	-
^	Computational Structural Biology	117712	-	-	-	-	260206	-
<b>Computational Science 137</b>								
Computational Science	Computational Science	114010	303001	303001	-	-	303001	-
^	PSM in Computational Science	114011	-	303001	-	-	-	-
^	Biology/Bioinformatics	114012	-	303001	-	-	-	-
^	Computational Science (Atmospheric Science)	114020	-	-	-	-	303001	-
^	Computational Science (Biochemistry)	114021	-	-	-	-	303001	-
^	Computational Science (Biological Science)	114022	-	-	-	-	303001	-
^	Computational Science (Geological Sciences)	114023	-	-	-	-	303001	-
^	Computational Science (Material Science)	114024	-	-	-	-	303001	-
^	Computational Science (Physics)	114025	-	-	-	-	303001	-
<b>Arts &amp; Sciences - Other Departmental Units</b>								
Latin American & Caribbean Studies	Latin American & Caribbean Studies	448040	050134	-	-	-	-	-
Secondary Science and/or Math Teaching	Secondary Science and/or Math Teaching	442240	131205	-	-	-	-	-
^	Science Teaching	112211	-	131205	-	-	-	-
History and Philosophy of Science	History and Philosophy of Science	115310	-	540104	-	-	-	-
Humanities	Humanities	115910	240103	240103	-	-	240103	-
^	Women's Studies	115912	240103	-	-	-	-	-
American and Florida Studies	American Studies	445945	050402	050402	-	-	-	-
<b>THE GRADUATE SCHOOL 113</b>								
<b>Materials Science</b>								
Materials Science	Materials Science	680001	-	401001	-	-	-	-
	Materials Science/Chemical & Biomedical Engineering	680040	-	401001	-	-	-	-
	Materials Science/Civil & Environmental Engineering	680041	-	401001	-	-	-	-
	Materials Science/Electrical & Computer Engineering	680042	-	401001	-	-	-	-
	Materials Science/Industrial & Manufacturing Engineering	680043	-	401001	-	-	-	-
	Materials Science/Mechanical Engineering	680045	-	401001	-	-	-	-
	Materials Science/Chemistry & Biochemistry	680030	-	401001	-	-	-	-
	Materials Science/Physics	680031	-	401001	-	-	-	-
	Materials Science/Scientific Computing	680032	-	401001	-	-	-	-
<b>BUSINESS</b>								
<b>Hospitality Administration 115</b>								
Hospitality Management	Hospitality Management**	215710	520901	-	-	-	-	-
	Hospitality Management, Conditional	215786	520901	-	-	-	-	-
	Hospitality Management NFA	215799	-	-	-	-	-	-
^	Professional Golf Management**	215711	520901	-	-	-	-	-
	Professional Golf Management, Conditional	215796	520901	-	-	-	-	-
	Professional Golf Management NFA	215798	-	-	-	-	-	-
<b>Management Information Systems 116</b>								
Management Information Systems	Management Information Systems**	216514	521201	521201	-	-	-	-
<b>Accounting 117</b>								
Accounting	Accounting**	210110	520301	-	-	-	-	-
^	Assurance Services	210111	-	520301	-	-	-	-
^	Accounting Information Systems	210112	-	520301	-	-	-	-
^	Taxation	210113	-	520301	-	-	-	-
^	Corporate/Accounting	210114	-	520301	-	-	-	-
<b>Risk Management/Insurance, Real Estate and Legal Studies 118</b>								
Risk Management - Insurance	Risk Management-Insurance**	216210	521701	-	-	-	-	-
<u>Real Estate</u>								
Real Estate	Real Estate**	216220	521501	-	-	-	-	-

## Florida State University Degree Program Inventory (June 2011)

SCHOOL/COLLEGE/DEPARTMENT		Major	Degree Level Offered at FSU by Degree CIP					
BOG Approved Degree Program	Name of Major	Code	BACH	MAST	ADVM	SPEC	DOCT	PROF
<b>Management 119</b>								
Management	Management**	216610	520201	<del>520204</del>	-	-	-	-
^	Hospitality and Tourism	216611	-	<del>520204</del>	-	-	-	-
^	Human Resource Management**	216612	520201	-	-	-	-	-
^	Risk Management/Insurance	216615	-	520201	-	-	-	-
<b>Marketing 120</b>								
Marketing	Marketing**	216710	521401	521401	-	-	-	-
	Professional Sales**	216711	521401	-	-	-	-	-
<b>Finance 121</b>								
Finance	Finance**	214310	520801	520801	-	-	-	-
<b>Business Interdepartmental</b>								
Business Administration	Business Administration** (Panama City Campus)	211310	520101	520101	-	-	<del>520104</del>	-
^	Accounting	211311	-	-	-	-	520101	-
^	Finance	211312	-	-	-	-	520101	-
^	Management Information Systems	211313	-	-	-	-	520101	-
^	Management	211314	-	-	-	-	520101	-
^	Marketing	211315	-	-	-	-	520101	-
^	Risk Management & Insurance	211316	-	-	-	-	520101	-
^	Entrepreneurship**	211321	520101	-	-	-	-	-
	<del>On-Campus MBA</del>	<del>211390</del>	-	<del>520104</del>	-	-	-	-
<Note: joint degree>	Business Administration and Social Work	217774	-	520101	-	-	-	-
Multinational Business	Multinational Business Operations**	219510	521101	-	-	-	-	-
	{Business, Conditional}	219996	-	-	-	-	-	-
	{Business, NFA-Prerequisites Incomplete}	219997	-	-	-	-	-	-
	{Business, NFA}	219999	-	-	-	-	-	-
<b>EDUCATION</b>								
<b>School of Teacher Education 130</b>								
Health Education	Health Education	<del>220901</del>	<del>431307</del>	<del>431307</del>	-	-	-	-
	{Health Education Mapping}	<del>220964</del>	-	-	-	-	-	-
^	Community Health Education	<del>220902</del>	<del>431307</del>	-	-	-	-	-
	{Community Health Education Mapping}	<del>220962</del>	-	-	-	-	-	-
English Education	English Education	220903	131305	131305	-	131305	131305	-
	English Teaching	220930	-	131305	-	-	-	-
	{English Education - Prerequisites Incomplete}	220963	-	-	-	-	-	-
Mathematics Education	<del>Mathematics Education</del>	<del>220904</del>	<del>431311</del>	<del>431311</del>	-	<del>431311</del>	<del>431311</del>	-
	<del>{Mathematics Education Mapping}</del>	<del>220964</del>	-	-	-	-	-	-
^	<del>Secondary Mathematics Education</del>	<del>220905</del>	<del>431311</del>	-	-	-	-	-
	<del>{Secondary Mathematics Education Mapping}</del>	<del>220965</del>	-	-	-	-	-	-
^	<del>Middle-Grade Mathematics Education</del>	<del>220906</del>	<del>431311</del>	-	-	-	-	-
	<del>{Middle-Grade Mathematics Education Mapping}</del>	<del>220966</del>	-	-	-	-	-	-
	Mathematics Teaching	220950	-	131311	-	-	-	-
Multilingual/Multicultural Education	Multilingual/Multicultural Education	<del>220907</del>	<del>431306</del>	<del>431306</del>	-	<del>431306</del>	<del>431306</del>	-
	Foreign and Second Language Teaching	220923	-	131306	-	-	-	-
	{Multilingual/Multicultural Education Mapping}	<del>220967</del>	-	-	-	-	-	-
Science Education	<del>Science Education</del>	<del>220908</del>	<del>431316</del>	<del>431316</del>	-	<del>431316</del>	<del>431316</del>	-
	<del>{Science Education Mapping}</del>	<del>220968</del>	-	-	-	-	-	-
Social Science Education	Social Sciences Education	220909	131317	131317	-	<del>431317</del>	<del>431317</del>	-
	Social Science Teaching	220931	-	131317	-	-	-	-
	{Social Sciences Education - Prerequisites Incomplete}	220969	-	-	-	-	-	-
Special Education	Special Education	220911	-	131001	-	131001	131001	-
^	Special Education Studies	220921	-	131001	-	-	-	-
^	Exceptional Student Education	220922	131001	131001	-	-	-	-
	{Exceptional Student Education NFA}	220971	-	-	-	-	-	-
Mental Disabilities	Mental Disabilities**	220912	<del>431006</del>	<del>431006</del>	-	<del>431006</del>	-	-
	{Mental Disabilities Mapping}	220972	-	-	-	-	-	-
Visual Disabilities	Visual Disabilities**	220913	<del>431009</del>	131009	-	<del>431009</del>	-	-
	Visual Disabilities Studies**	220914	131009	-	-	-	-	-
	Visual Disabilities Education**	220915	131009	-	-	-	-	-
	{Visual Disabilities NFA}	220975	-	-	-	-	-	-
Early Childhood Education	Early Childhood Education**	220918	131210	131210	-	131210	131210	-
	{Early Childhood Education NFA}	220978	-	-	-	-	-	-
Elementary Education	Elementary Education**	220919	131202	131202	-	131202	131202	-
	{Elementary Education NFA}	220979	-	-	-	-	-	-
Reading Education	Reading Education/Language Arts	220920	-	131315	-	<del>431315</del>	131315	-
Secondary Science and/or Math Teaching	Science or Mathematics Teaching/FSU-Teach	220940	131205	-	-	-	-	-

# Florida State University Degree Program Inventory (June 2011)

SCHOOL/COLLEGE/DEPARTMENT BOG Approved Degree Program	Name of Major	Major Code	Degree Level Offered at FSU by Degree CIP					
			BACH	MAST	ADVM	SPEC	DOCT	PROF
<b>Educational Psychology &amp; Learning Systems 126</b>								
Educational Psychology	Learning & Cognition	220306	-	422806	-	422806	422806	-
^	Sports Psychology	220312	-	422806	-	-	422806	-
Instructional Systems	Instructional Systems	220307	-	130501	-	<del>430504</del>	130501	-
^	Open and Distance Learning	220313	-	130501	-	-	-	-
	Performance Improvement and Human Resource Development	220317	-	130501	-	-	-	-
Measurement & Statistics	Measurement & Statistics	220301	-	130603	-	130603	130603	-
	Career Counseling	220314	-	<del>431404</del>	-	131101	-	-
	Mental Health Counseling	220315	-	<del>431404</del>	-	131101	-	-
	School Counseling	<del>220316</del>	-	<del>431404</del>	-	<del>431404</del>	-	-
^	School Psychology	220305	-	<del>431404</del>	-	131101	-	-
Counseling Psych & Human Systems	Combined Prog-Counseling Psychology & School Psychology	220309	-	-	-	-	131101	-
Rehabilitation Counseling	Rehabilitation Counseling	220326	<del>512310</del>	512310	-	512310	<del>512310</del>	-
^	<del>Rehabilitation Services</del>	<del>220327</del>	-	-	-	-	-	-
	<del>{Rehabilitation Services Mapping}</del>	<del>220377</del>	-	-	-	-	-	-
<b>Sport and Recreation Management 128</b>								
Physical Education	<del>Physical Education</del>	<del>220403</del>	<del>431314</del>	<del>431314</del>	-	<del>431314</del>	<del>431314</del>	-
	<del>{Physical Education Mapping}</del>	<del>220463</del>	-	-	-	-	-	-
^	<del>Sports Management</del>	<del>220405</del>	<del>431314</del>	-	-	-	-	-
	<del>{Sports Management Mapping}</del>	<del>220465</del>	-	-	-	-	-	-
^	<del>Sports Administration</del>	<del>220406</del>	-	<del>431314</del>	-	-	<del>431314</del>	-
Recreation & Leisure Services Admin.	<del>Recreation and Leisure Services Administration +</del>	<del>220404</del>	<del>310301</del>	<del>310301</del>	-	-	-	-
	<del>{Recreation and Leisure Services Administration Mapping}</del>	<del>220464</del>	-	-	-	-	-	-
Sport Management	Sport Management **	220410	310504	310504	-	-	310504	-
	Sport Management - NFA	220499	-	-	-	-	-	-
<b>Educational Leadership &amp; Policy Studies 129</b>								
Research & Evaluation Methods	Program Evaluation	220601	-	130601	-	130601	130601	-
Higher Education	Higher Education	220602	-	130406	-	130406	130406	-
^	Institutional Research	<del>220606</del>	-	<del>430406</del>	-	<del>430406</del>	<del>430406</del>	-
Educational Leadership and Policy	Educational Leadership/Administration	220604	-	130401	-	130401	130401	-
^	Educational Policy, Planning and Analysis	220605	-	130401	-	130401	130401	-
^	<del>Adult Education</del>	<del>220612</del>	-	<del>430404</del>	-	<del>430404</del>	<del>430404</del>	-
Adult Education	<del>Adult Education</del>	<del>220607</del>	-	<del>431204</del>	-	<del>431204</del>	<del>431204</del>	-
Foundations of Education	<del>History &amp; Philosophy of Education</del>	<del>220608</del>	-	<del>430901</del>	-	<del>430901</del>	<del>430901</del>	-
^	Sociocultural and International Development Education Studies	220609	-	130901	-	130901	130901	-
	<del>Social Science &amp; Education</del>	<del>220610</del>	-	<del>430901</del>	-	<del>430901</del>	<del>430901</del>	-
^	Social Historical and Philosophical Foundations of Education	220613	-	130901	-	130901	130901	-
<b>HUMAN SCIENCES</b>								
<b>Retail Merchandising &amp; Product Development 134</b>								
Clothing, Textiles, & Merchandising	Clothing & Textiles	252010	<del>490901</del>	<del>490901</del>	-	-	<del>&lt;190101&gt;</del>	-
^	<del>Apparel Design &amp; Technology</del>	<del>252020</del>	<del>490901</del>	<del>490901</del>	-	-	-	-
^	Apparel Design	252025	-	-	-	-	<del>&lt;190101&gt;</del>	-
^	<del>Merchandising</del>	<del>252030</del>	<del>490901</del>	<del>490901</del>	-	-	<del>&lt;190101&gt;</del>	-
^	Retail Merchandising	252035	-	-	-	-	<del>&lt;190101&gt;</del>	-
^	<del>Textiles</del>	<del>252040</del>	<del>490901</del>	<del>490901</del>	-	-	-	-
^	Textile Product Development	252045	-	-	-	-	<del>&lt;190101&gt;</del>	-
	Retail Merchandising and Product Development	252070	190901	-	-	-	-	-
	Global Merchandising and Product Development	252080	-	190901	-	-	-	-
<b>Nutrition, Food &amp; Exercise Science 135</b>								
Food & Nutrition	Dietetics	254410	513101	<del>513104</del>	-	-	-	-
^	Food & Nutrition Science	254440	513101	-	-	-	-	-
^	Nutrition & Food Science	254445	-	513101	-	-	<del>&lt;190101&gt;</del>	-
Dietetics	Dietetics	254411	513102	-	-	-	-	-
	Dietetics, NFA	254498	-	-	-	-	-	-
Athletic Training	Athletic Training+	254491	510913	-	-	-	-	-
	{Athletic Training, NFA}	254499	-	-	-	-	-	-
Exercise Science	Exercise Science	254455	310505	-	-	-	-	-
	Sports Sciences	254456	-	310505	-	-	-	-
^	Exercise Physiology	254450	-	310505	-	<del>310505</del>	310505	-
Neuroscience (Biological Sciences 1308)	<del>Neuroscience</del>	<del>254470</del>	-	-	-	-	<del>&lt;261501&gt;</del>	-
<b>Family &amp; Child Sciences 136</b>								
Family and Child Sciences	Family and Child Sciences	255315	190701	190701	-	-	-	-
^	Family Relations	255312	-	-	-	-	<del>&lt;190101&gt;</del>	-
^	<del>Child Development</del>	<del>255320</del>	<del>490701</del>	<del>490701</del>	-	-	<del>&lt;190101&gt;</del>	-
	(Family and Child Sciences, Prerequisites Incomplete)	255397	-	-	-	-	-	-
	(Family and Child Sciences, NFA)	255399	-	-	-	-	-	-
Human Sciences	General Human Sciences	255350	490101	-	-	-	-	-
Marriage and Family Therapy	Marriage & Family Therapy	255360	-	-	-	-	511505	-

# Florida State University Degree Program Inventory (June 2011)

SCHOOL/COLLEGE/DEPARTMENT BOG Approved Degree Program	Name of Major	Major Code	Degree Level Offered at FSU by Degree CIP						
			BACH	MAST	ADVM	SPEC	DOCT	PROF	
<b>Human Sciences Interdepartmental</b>									
Marriage and the Family	Marriage & Family—Home Economics	251100	-	-	-	-	511505	-	
Human Sciences	Human Sciences (not published at D)	250010	-	-	-	-	490101	-	
<b>NURSING</b>									
<b>Nursing 140</b>									
Nursing ^	Nursing+	247310	513801	<del>513801</del>	-	-	-	-	
	Nursing (RN-BSN)	247342	513801	-	-	-	-	-	
	Nursing - Accelerated BSN	247313	-	-	-	-	-	-	
	<del>Nursing - Family Nurse Practitioner</del>	<del>247314</del>	-	<del>513801</del>	-	-	-	-	
	Nursing - Nurse Educator	247315	-	513801	-	-	-	-	
	Nurse Leader	247316	-	513801	-	-	-	-	
	Doctor of Nursing Practice	Nursing Practice - Health Systems Leadership	247320	-	-	-	-	513818	-
		Nursing Practice - Family Nurse Practitioner	247321	-	-	-	-	513818	-
		<del>Nursing - Mapping</del>	<del>247362</del>	-	-	-	-	-	-
		{Nursing, NFA}	249999	-	-	-	-	-	-
<b>CRIMINOLOGY &amp; CRIMINAL JUSTICE</b>									
<b>Criminology &amp; Criminal Justice 141</b>									
Criminology	Criminology	349410	430104	430104	-	-	430104	-	
	Criminal Justice Studies	349411	-	430104	-	-	-	-	
	<Note: joint degree>	347773	-	430104	-	-	-	-	
	<Note: joint degree>	347775	-	430104	-	-	-	-	
	{Criminology, Prerequisites Incomplete}	349497	-	-	-	-	-	-	
	Computer Criminology	349412	430116	-	-	-	-	-	
	<b>SOCIAL WORK</b>								
<b>Social Work 142</b>									
Social Work	Social Work	338910	440701	440701	-	-	440701	-	
	Social Work, BSW	338911	440701	-	-	-	-	-	
	<Note: joint degree>	337772	-	440701	-	-	-	-	
	<Note: joint degree>	337773	-	440701	-	-	-	-	
	<Note: joint degree>	337774	-	440701	-	-	-	-	
	{Social Work, Prerequisites Incomplete}	338997	-	-	-	-	-	-	
<b>LAW</b>									
<b>Law 144</b>									
Law	Law	313410	-	-	-	-	-	220101	
	<Note: joint degree>	313411	-	-	-	-	-	220101	
	<Note: joint degree>	313412	-	-	-	-	-	220101	
	<Note: joint degree>	313413	-	-	-	-	-	220101	
	<Note: joint degree>	313414	-	-	-	-	-	220101	
	<Note: joint degree>	313415	-	-	-	-	-	220101	
	<Note: joint degree>	313416	-	-	-	-	-	220101	
	<Note: joint degree>	313417	-	-	-	-	-	220101	
	<Note: joint degree>	313418	-	-	-	-	-	220101	
	<Note: joint degree>	313419	-	-	-	-	-	220101	
	American Law for Foreign Lawyers	313420	-	220202	-	-	-	-	
	Environmental Law and Policy	313421	-	220207	-	-	-	-	
	<b>SOCIAL SCIENCE &amp; PUBLIC POLICY</b>								
<b>Economics 164</b>									
Economics ^	Economics**	322210	450601	450601	-	-	450601	-	
	Applied Economics**	322211	450601	-	-	-	-	-	
	{Economics, NFA}	322299	-	-	-	-	-	-	
<b>Geography 166</b>									
Geography ^ ^	Geography	324610	450701	450701	-	-	450701	-	
	Environmental Studies	324620	450701	-	-	-	-	-	
	<del>Geographic Information Systems</del>	<del>324630</del>	-	<del>450701</del>	-	-	-	-	
	Geographic Information Science	324640	-	450702	-	-	-	-	
<b>Urban &amp; Regional Planning 167</b>									
Urban and Regional Planning <Note: joint degree> <Note: joint degree> <Note: joint degree> <Note: joint degree>	Urban and Regional Planning	329720	-	040301	-	-	040301	-	
	Urban and Regional Planning/ Public Health	327770	-	040301	-	-	-	-	
	Urban and Regional Planning/ Demography	327771	-	040301	-	-	-	-	
	Urban and Regional Planning/ Public Administration	327777	-	040301	-	-	-	-	
	Urban and Regional Planning/ International Affairs	327779	-	450901	-	-	-	-	
<b>Political Science 168</b>									
Political Science ^	Political Science	324910	451001	<del>451001</del>	-	-	451001	-	
	Applied American Politics and Policy	324911	-	451001	-	-	-	-	

# Florida State University Degree Program Inventory (June 2011)

SCHOOL/COLLEGE/DEPARTMENT BOG Approved Degree Program	Name of Major	Major Code	Degree Level Offered at FSU by Degree CIP					
			BACH	MAST	ADVM	SPEC	DOCT	PROF
<b>Public Administration 170</b>								
Public Administration	Public Administration	325110	-	440401	-	-	440401	-
<Note: joint degree>	Public Administration and Urban and Regional Planning	327777	-	040301	-	-	-	-
<Note: joint degree>	Public Administration and Health Policy Research	<del>327778</del>	-	<del>440401</del>	-	-	-	-
<Note: joint degree>	Public Administration and Social Work	327772	-	440401	-	-	-	-
<Note: joint degree>	Public Administration and Criminology	327775	-	440401	-	-	-	-
<b>Sociology 172</b>								
Sociology	Sociology	329010	451101	451101	-	-	451101	-
^	Applied Social Research	329011	-	451101	-	-	-	-
	Sociology of Aging and Health	329012	-	451101	-	-	-	-
<b>Demography 174</b>								
Demography	Demography	328910	-	450501	-	-	-	-
<Note: joint degree>	Demography/ Urban and Regional Planning	327771	-	040301	-	-	-	-
<b>Social Sciences Interdisciplinary</b>								
Social Science	Social Science	328810	450101	<del>450101</del>	-	-	-	-
Latin-American & Caribbean Studies	<del>Latin-American &amp; Caribbean Studies</del>	<del>328820</del>	<del>050134</del>	-	-	-	-	-
	Latin-American & Caribbean Studies/Business	328821	050134	-	-	-	-	-
Asian Studies	Asian Studies	321710	050103	050103	-	-	-	-
	Asian Studies/Business	321711	050103	-	-	-	-	-
Health Policy Research	Health Policy Research	<del>326110</del>	-	<del>519999</del>	-	-	-	-
<Note: joint degree>	Health Policy Research/ Public Administration	<del>327778</del>	-	<del>440401</del>	-	-	-	-
International Affairs	International Affairs	329910	450901	450901	-	-	-	-
<Note: joint degree>	International Affairs/ Urban & Regional Planning	327779	-	450901	-	-	-	-
Russian & East European Studies	Russian & East European Studies	328710	050105	050105	-	-	-	-
Aging Studies	Aging Studies	<del>326540</del>	-	<del>301101</del>	-	-	-	-
Epidemiology	Epidemiology	<del>326130</del>	-	<del>261309</del>	-	-	-	-
Public Health	Public Health	326120	-	512201	-	-	-	-
<Note: joint degree>	Public Health/ Urban and Regional Planning	327770	-	040301	-	-	-	-
African-American Studies	African American Studies	328110	050201	-	-	-	-	-
<b>COMMUNICATION AND INFORMATION</b>								
<b>Communication 182</b>								
Communication	<del>Mass Media Studies**</del>	410102	<del>090199</del>	-	-	-	-	-
^	Media Production**	410103	090199	-	-	-	-	-
^	Advertising**	410105	090199	-	-	-	-	-
^	<del>Communication Studies**</del>	<del>410107</del>	<del>090199</del>	-	-	-	-	-
^	Mass Communication	410111	-	<del>090199</del>	-	-	090199	-
^	<del>Speech Communication</del>	410112	-	-	-	-	090199	-
^	Communication Theory & Research	410114	-	-	-	-	<del>090199</del>	-
^	Media / Communication Studies**	410115	090199	-	-	-	-	-
^	Public Relations**	410120	090199	-	-	-	-	-
^	Professional Communications** {Panama City Campus}	410125	090199	-	-	-	-	-
^	Integrated Marketing and Management Communication	410133	-	090199	-	-	-	-
^	Corporate and Public Communication {Panama City Campus}	410135	-	090199	-	-	-	-
^	Media and Communication Studies	410136	-	090199	-	-	-	-
^	{Communication, NFA}	419999	-	-	-	-	-	-
^	{Communication, Upper Division, NFA}	419998	-	-	-	-	-	-
^	{Communication, Prereq Incomplete} (Panama City Campus)	410197	-	-	-	-	-	-
<b>Communication Science and Disorders 183</b>								
Communication Sciences & Disorders	Communication Sciences & Disorders***	418510	510204	510204	510204	-	510204	-
	{Communication Disorders, NFA}	418599	-	-	-	-	-	-
<b>Library and Information Studies 138</b>								
Library & Information Studies	<del>Library Studies</del>	416510	-	<del>250101</del>	-	<del>250101</del>	<del>250101</del>	-
	Information Studies	416520	-	250101	-	250101	250101	-
	Information Studies/School Media	416521	-	250101	-	-	-	-
<Information Studies>	<del>Information Studies</del>	<del>416520</del>	<del>110103</del>	-	-	-	-	-
(this name for the Bachelor's level only)	{Information Technology, Prerequisites Incomplete}	416597	-	-	-	-	-	-
Information Technology	Information Technology	416530	110103	-	-	-	-	-
	Information Communication & Technology	416540	110103	-	-	-	-	-
<b>MOTION PICTURE ARTS</b>								
<b>Motion Picture, TV &amp; Recording Arts 185</b>								
Motion Picture, Television & Recording Arts	Motion Picture, T.V. & Recording Arts++	400101	500602	500602	-	-	-	-
Motion Picture Arts	Motion Picture Arts - Production++	400102	500602	500602	-	-	-	-
Screen and Play Writing	<del>Screen and Play Writing</del>	<del>400110</del>	-	<del>500504</del>	-	-	-	-
Motion Picture Arts - Writing	Motion Picture Arts - Writing	400111	-	500504	-	-	-	-
	{Motion Picture Arts, NFA}	409999	-	-	-	-	-	-

## Florida State University Degree Program Inventory (June 2011)

SCHOOL/COLLEGE/DEPARTMENT	BOG Approved Degree Program	Name of Major	Major Code	Degree Level Offered at FSU by Degree CIP					
				BACH	MAST	ADVM	SPEC	DOCT	PROF
<b>MUSIC</b>									
<b>Music 187</b>									
	Music - Liberal Arts	Music - Liberal Arts++	449300	500901	500901	-	-	-	-
	^	Jazz	449320	500901					
	^	Sacred Music	449321	500901					
	^	Commercial Music	449322	500901					
	Music History & Literature	Music History++	447230	<del>500902</del>	-	-	-	-	-
	Music Performance	Music Performance++	<del>447210</del>	<del>500903</del>	<del>500903</del>	-	-	<del>500903</del>	-
	^	Brass++	447211	500903	500903	-	-	500903	-
	^	Harp++	447212	500903	500903	-	-	500903	-
	^	Organ++	447213	500903	500903	-	-	500903	-
	^	Percussion++	447214	500903	500903	-	-	500903	-
	^	Piano++	447215	500903	500903	-	-	500903	-
	^	Strings++	447216	500903	500903	-	-	500903	-
	^	Voice++	447217	500903	500903	-	-	500903	-
	^	Woodwinds++	447218	500903	500903	-	-	500903	-
	^	Harpsichord++	<del>447219</del>	<del>500903</del>	<del>500903</del>	-	-	<del>500903</del>	-
	^	Jazz Studies	447221	-	500903	-	-	-	-
	^	Choral Conducting	447280	-	500903	-	-	-	-
	^	Instrumental Conducting	447281	-	500903	-	-	-	-
	^	Accompanying	447285	-	500903	-	-	-	-
	^	Music Theatre - Music++	447290	500903	<del>500903</del>	-	-	-	-
	^	Piano Pedagogy++	447209	500903	500903	-	-	-	-
	^	Guitar++	447222	500903	-	-	-	-	-
	Music Theory and Composition	Music Composition++	447220	500904	500904	-	-	500904	-
		Music Theory	447270	500904	500904	-	-	500904	-
	Musicology	Musicology	447271	-	500905	-	-	500905	-
	Opera Production	Opera	447240	-	500908	-	-	-	-
	Music Therapy	Music Therapy++	447260	512305	512305	-	-	-	-
	Music Education	Music Education**	447250	131312	131312	-	-	131312	-
	^	Choral Music Education**	447251	131312	-	-	-	-	-
	^	Instrumental Music Education**	447252	131312	-	-	-	-	-
	Arts Administration	Arts Administration - Music	447208	-	501002	-	-	-	-
	{this degree program also offered in Art Education}	{Music, Unclassified, Undecided}	449995	-	-	-	-	-	-
		{Music, NFA}	449999	-	-	-	-	-	-
<b>VISUAL ARTS, THEATRE &amp; DANCE</b>									
<b>Theatre 189</b>									
	Theatre	Theatre++	428010	500501	500501	-	-	500501	-
	^	Costume Design	428015	-	500501	-	-	-	-
	^	Acting++	428020	500501	500501	-	-	-	-
	^	Directing	428025	-	500501	-	-	-	-
	^	Lighting Design	428035	-	<del>500504</del>	-	-	-	-
	^	Scenic Design	428040	-	<del>500504</del>	-	-	-	-
	^	Technical Production	428045	-	500501	-	-	-	-
	^	Theatre Management	428050	-	500501	-	-	-	-
	^	MS for Theatre Educators	428060	-	500501	-	-	-	-
	^	Musical Theatre - Theatre++	428080	500501	-	-	-	-	-
		{Theatre, NFA}	428099	-	-	-	-	-	-
		{Theatre, NFA Upper Division}	428098	-	-	-	-	-	-
<b>Interior Design 192</b>									
	Interior Design	Interior Design**	422610	500408	500408	-	-	-	-
	^	Interior Design/MFA	422612		500408				
		{Interior Design, NFA}	422699	-	-	-	-	-	-
		{Interior Design, Conditional }	422696	-	-	-	-	-	-
<b>Art 196</b>									
	Studio Art	Studio Art++	420610	500702	500702	-	-	-	-
		Studio Art BA	420620	500702					
	Graphic Design**	Graphic Design**	420630	500409	<del>500403</del>	-	-	-	-
		(Graphic Design NFA)	420698						
		(Studio Art NFA)	420699						
<b>Dance 194</b>									
	Dance	Dance++	422810	500301	500301	-	-	-	-
	^	Studio and Related Studies	422812	-	500301	-	-	-	-
		{Dance, NFA}	422899	-	-	-	-	-	-
	American Dance Studies	American Dance Studies	422811	-	500399	-	-	-	-
<b>Art History 193</b>									
	History & Criticism of Art	Art History	420810	500703	500703	-	-	500703	-

## Florida State University Degree Program Inventory (June 2011)

SCHOOL/COLLEGE/DEPARTMENT BOG Approved Degree Program	Name of Major	Major Code	Degree Level Offered at FSU by Degree CIP					
			BACH	MAST	ADVM	SPEC	DOCT	PROF
<b>Art Education 197</b>								
Art Education	Art Education	420711	<del>131302</del>	131302	-	131302	131302	-
Arts Administration {also in Music}	Arts Administration - Art	420712	-	501002	-	-	-	-
Art Therapy	Art Therapy	420713	-	512301	-	-	-	-
<b>ENGINEERING</b>								
<b>Chemical &amp; Biochemical Engineering 212</b>								
Chemical Engineering	Chemical Engineering	556010	140701	140701	-	-	140701	-
^	Chemical - Environmental Engineering	556011	140701	-	-	-	-	-
^	Chemical - Bioengineering	556012	140701	-	-	-	-	-
^	Chemical - Materials Engineering	556013	140701	-	-	-	-	-
^	Chemical - Biomedical Engineering	556014	140701	-	-	-	-	-
Biomedical Engineering	Biomedical Engineering	556080	-	140501	-	-	140501	-
<b>Civil and Environmental Engineering 215</b>								
Civil Engineering	Civil Engineering	555010	140801	140801	-	-	140801	-
^	Environmental Engineering-Civil	555020	140801	-	-	-	-	-
	Civil Engineering - MEng	555030	-	140801	-	-	-	-
<b>Electrical and Computer Engineering 216</b>								
Electrical Engineering	Electrical Engineering	558010	141001	141001	-	-	141001	-
Computer Engineering	Computer Engineering	558020	140901	-	-	-	-	-
<b>Industrial and Manufacturing Engineering 217</b>								
Industrial Engineering	Industrial Engineering	557010	143501	143501	-	-	143501	-
	Engineering Management	557011	-	143501	-	-	-	-
	Global Manufacturing	557012	-	143501	-	-	-	-
<b>Mechanical Engineering 218</b>								
Mechanical Engineering	Mechanical Engineering	554010	141901	141901	-	-	141901	-
	Computational Materials Science and Mechanics	554011	-	-	-	-	141901	-
	Sustainable Energy	554012	-	141901	-	-	-	-
<b>College Level Programs</b>								
	{Engineering, NFA}	559999	-	-	-	-	-	-
	{Engineering, Undecided}	559995	-	-	-	-	-	-
<b>MEDICINE</b>								
<b>Medicine 200</b>								
Medicine	Medicine	621201	-	-	-	-	-	511201
<b>Health Sciences Interdisciplinary</b>								
Biomedical Sciences	Biomedical Sciences	620100	-	-	-	-	260102	-
	Research in Biomedical Sciences	620101	-	260102	-	-	-	-
	Bridge to Clinical Medicine	620102	-	260102	-	-	-	-
	Neuroscience—BMS	620110	-	-	-	-	260102	-
<b>APPLIED STUDIES (Panama City Campus)</b>								
Recreation & Leisure Services Administration	Recreation and Leisure Services Administration +	461004	310301	<del>310301</del>	-	-	-	-
Major 461004 Ltd access status suspended	{Recreation and Leisure Services Administration Mapping}	461064	-	-	-	-	-	-
Public Safety and Security	Police Science	462011	430107	-	-	-	-	-
	Law Enforcement Operations	462012	430107	-	-	-	-	-
{effective Fall 2012}	Law Enforcement Intelligence	462013	430107	-	-	-	-	-
{effective Fall 2013}	Crime Scene Investigations	462014	430107	-	-	-	-	-

**NOTES:**

- \* - Can exceed 120 Hour Limitation
- ^ - indicates major within the above degree program
- b - indicates the level at which the modified major code applies
- LIMITED ACCESS PROGRAM MODIFIERS
- + Limited enrollment by specialized accreditation or licensure requirement
- ++ Limited Enrollment by audition or portfolio review (special talent)
- \*\* Limited enrollment
- Indicates removal pending some action not yet finalized, or temporary suspension, or major not published.

	BACH	MAST	ADVM	SPEC	DOCT	PROF
Total Degree Programs	106	121	1	25	76	2
Fields Offered at FSU	217	244	1	35	148	11

# Glossary of Terms

---

Academic Year - Usually, consecutive fall and spring semesters, currently August through April; sometimes, however, summer semester is included in the term "academic year." In Florida, the summer term precedes fall and spring semesters in the school year.

Administrative and Professional (A&P) - A pay plan for middle and upper level administrative and professional positions. This pay plan category combines administrative employees, who are responsible for formulating, interpreting and implementing policies that affect the activities of the University, with professional employees, whose responsibilities are on a recognized level of comparability with the instruction and research personnel of the University.

Articulation Agreement - The articulation agreement between all 28 Florida junior/community colleges and the eleven state universities enables students to complete an associate in arts degree at any Florida community college and be admitted automatically into available upper division programs for the last two years of course work at any of the eleven state universities.

Board of Education, State - Board consisting of the Commissioner of Education and seven appointed members. This Board oversees Florida's education from kindergarten through graduate school (K-20) and the 13-member Boards of Trustees for each of the 11 public universities. See page 9 for a complete list of the board members.

Board of Governors, Florida - A 17-member board which coordinates the State University System and supports the role of the 11 individual University Boards of Trustees. The Florida Board of Governors is composed of 14 appointed members, the Commissioner of Education, the Chair of the Advisory Council of Faculty Senates, and the President of the Florida Student Association. See page 9 of this Fact Book for a complete list of the board members. More information can be found online at: [fbog.org](http://fbog.org)

Board of Trustees, Florida State University - A 13-member board which governs Florida State University. It is composed of 12 appointed members and FSU's student body president. The trustees are appointed by the Governor, subject to confirmation by the Senate, and serve for staggered four-year terms. The board of trustees performs duties as assigned by law or by rule of the Florida Board of Education. See page 8 for a complete list and brief biography of the board members. More information can be found online at: [trustees.fsu.edu](http://trustees.fsu.edu)

CIP (Classification of Instructional Programs) Discipline Code - These codes represent a nationally used, common taxonomy for the classification of higher education degree programs. The CIP classification describes content of the programs at three levels with each providing varying levels of detail. A directory of the CIP codes can be found online at: [nces.ed.gov/pubs2002/cip2000/](http://nces.ed.gov/pubs2002/cip2000/)

Common Course Numbering System - Developed in 1978, the common course numbering system is a statewide system of prefixes and numbers for courses offered by all postsecondary and participating private institutions in Florida. Its purpose is to make transferring easier by identifying equivalent courses, all of which carry the same prefix and last three digits; the title of the course may vary at different institutions.

Contracts and Grants (C&G) Budget - A budget entity which deals primarily with sponsored research activities and federally-funded educational grants. Also called Sponsored Research budget.

Credit Hour - College credit is the type of credit assigned to courses or course equivalent learning that is part of an organized and specified program leading to a graduate, baccalaureate, or associate degree. One (1) college credit is based on the learning expected from the equivalent of fifteen (15) fifty-minute periods of classroom instruction. Credits for such things as laboratory instruction, internships, and clinical experience are determined by the institution based on the proportion of direct instruction to the laboratory exercise, internship hours, clinical practice hours (Source: 6A-10.033 (1)(a), FAC).

Educational and General (E&G) Budget - A budget entity which provides instructional programs leading to formal degrees, and for research and public service programs.

Faculty Assignments, Commitments, and Effort Certification Tracking (FACET) - System for tracking how an employee spent his/her paid university time during the period on each major academic function/activity. Reporting is on a basis of 100% of total time (in whole numbers), and portions of that time, regardless of the level of funded semester or monthly FTE.

Faculty - This category includes all individuals in the educational program who hold the title of Professor, Associate Professor, Assistant Professor, and Instructor, including those with titles preceded by the term "visiting," "adjunct," "clinical," or any other designation. The collective bargaining agreement currently in force includes in the faculty population all Developmental Research School (university lab school) personnel, all University Librarian classifications, staff physicists, and the President.

Fiscal Year - A 12-month period running from July 1 through the following June 30.

Florida Endowment Trust Fund for Eminent Scholars - The Trust Fund established in the State Treasury for Eminent Scholars provides the opportunity for each state university to match and receive challenge grants to create endowments for selected eminent scholars to occupy Chairs within the university.

# Glossary of Terms

---

FTIC (first-time-in-college) - An entering freshman, or a first-year student. Any student entering with fewer than 12 hours of college credit is classified as an FTIC.

Full-time Equivalent (FTE) Student Calculation Factors - Under the semester system, the factors for calculating the number of student FTE's generated are as follows:

Fall and Spring Terms: 15 undergraduate student credit hours equal 1 FTE;  
12 graduate student credit hours equal 1 FTE.  
Summer Term: 10 undergraduate student credit hours equal 1 FTE;  
8 graduate student credit hours equal 1 FTE.

Full-Time Equivalent (FTE) Employee - A numerical designator for an appointment based on 100% for full time. An FTE for a full-time employee is 1.00. (Two people each serving in half-time faculty positions would equal, together, one FTE position.)

Full-Time Equivalent (FTE) Student - A measure of student enrollment based on the number of student credit hours for which students enroll. See definition of *Full-time Equivalent FTE Student Calculation Factors* for other FTE equivalencies.

Full-Time Filled Position - A position in which a person or persons are appointed at a total FTE of 1.00.

Full-Time Student - Generally classified as an undergraduate student taking 12 hours or more in the fall or spring, 9 hours or more in the summer; or a graduate student taking 9 hours or more in the fall or spring, 6 hours or more in the summer.

Instructional Activity File (IAF) - An automated file prepared each term which contains specific data on course section, enrollment and credit hours. The IAF was integrated into the new Student Instruction File (SIF) beginning in 2008-09.

Instruction and Research Data File (IRDF) - A file generated from the Faculty Assignments, Commitments, and Effort Certification Tracking (FACET) file which contains detailed data on course section, enrollment, and credit hours, as well as funding and demographic information on instructors.

IPEDS (Integrated Postsecondary Education Data System) - IPEDS is the core postsecondary education data collection program in the U.S. Department of Education's National Center for Education Statistics (NCES). It was designed to help NCES meet its mandate to report full and complete statistics on the condition of postsecondary education in the United States. It is a single, comprehensive data collection system developed to encompass all institutions and organizations whose primary purpose is to provide postsecondary education. IPEDS is built around a series of interrelated surveys to collect institution-level data in such areas as enrollment, program completions, faculty and staff, and financing.

Major Code - A six-digit number assigned to an area of study designated as the student's major field. (The diploma given by the University indicates the degree awarded and the approved degree program.)

Major Field of Study - Students are classified as majors according to their selection of a primary field of study. This field must be selected from approved degree programs and university approved majors within each degree program.

Occupation Code - A four-digit code which indicates the title and general description of the position to which a person is appointed. Occupation codes range from 0001 to 9179 and 9199 to 9499 for regular salaried positions. The range 9180-9198 is reserved for student related titles. Graduate assistants, post doctorates and fellows are appointed to classifications within this range. All codes within this latter range are paid through OPS funds. Faculty, A&P and USPS may be appointed on OPS in the entire range of occupation codes; this, however, is limited primarily to faculty appointments.

Operating Budget - An expenditure plan developed for each fiscal year. The plan must conform to the annual allocation/appropriation and list estimated expenditures by budget category for the year.

Other Personal Services (OPS) - This is one of two sources of salary funds. Persons paid from OPS are performing temporary work of some nature. There is no continuing obligation on the part of the state toward persons on OPS appointments.

Preliminary Headcount Enrollment - The enrollment taken from the official data files of the university as of the end of the 28th calendar day of the term. This figure includes all students, fundable and non-fundable, who are on the Student Instruction File.

State Fundable Student Credit Hours - Those student credit hours for which the University receives funding by the state.

# Glossary of Terms

---

Student Classification Level (from Student Information File) - Students are classified on division levels as follows:

Lower Division:	A student who has earned fewer than 60 semester credit hours (90 quarter hours), or a student who has not been admitted to upper division.
Upper Division:	A student who has earned 60 semester credit hours (90 or more quarter hours), or has an AA degree, or is working toward an additional bachelor's degree.
Beginning Graduate:	A graduate student who has been formally admitted to a graduate degree program and is not an advanced graduate student.
Advanced Graduate:	A graduate student who has been formally admitted to a recognized doctoral or post-master's degree program and who has accumulated 36 semester credit hours (54 or more quarter hours) toward his/her degree program, or has a master's degree.
Unclassified:	A student waiting to be admitted to a degree program, or not seeking a degree.

Student Course Loads (FSU Bulletin) - Students are classified on the basis of semester hours earned as follows:

Freshman:	Zero to 29 semester hours (0-35 quarter hours)
Sophomore:	30 to 59 semester hours (minimum of 36 quarter hours)
Junior:	60 to 89 semester hours and all lower division requirements (a minimum of 84 quarter hours)
Senior:	90 semester hours (minimum of 132 quarter hours)
Graduate:	Any student admitted to a graduate program
Unclassified:	Any student not yet admitted to a degree program, including: Special Non-Degree Seeking without Baccalaureate Degree Special Non-Degree Seeking with Baccalaureate Degree Provisional Transient High School Students

Student Credit Hours - A measure which is equal to the product of the number of students enrolled in a course section times the number of credit hours for the course section. Student Credit Hours for which the University receives funding by the state are called State Fundable Student Credit Hours (SFSCH). Not all SCH are fundable - for instance, credit hours produced by some fee waivers and by students enrolled for audit are not state fundable.

Lower Level SCH:	Hours generated by courses numbered between 1000 and 2999.
Upper Level SCH:	Hours generated by courses numbered between 3000 and 4999.
Graduate I Level SCH:	Hours generated by courses numbered between 5000 and 8999 and not Graduate II courses.
Graduate II Level SCH:	Hours generated by courses numbered between 5000 and 8999 and student's classification level is Advanced Graduate or 1 <sup>st</sup> -Professional-Law student, and the degree level sought is Advanced Master's, Specialist, Juris Doctorate, or Doctorate. The student program category must be an authorized Doctoral degree program.
Graduate III Level SCH:	Hours generated by courses numbered between 5000 and 9999 and course section type is Medical.

Student Data Course File (SDCF) - An automated file prepared each term which lists specific data on all students and student enrollments. The SDCF was integrated into the new Student Instruction File (SIF) beginning in 2008-09.

Student Instruction File (SIF) - An automated file prepared five times annually (summer final, fall preliminary, fall final, spring preliminary, spring final) which contains specific data on all students, enrollments, course sections, degrees and credit hours.

Tenure - The condition attained by a faculty member through highly competent scholarly activities which assures the faculty member security of employment and immunity from reprisals or threats due to an intellectual position or belief which may be unpopular, and which guarantees annual reappointment for that faculty member until voluntary resignation, retirement, or removal for adequate cause.