



2024-25
FLORIDA STATE UNIVERSITY
FACT BOOK

Office of Institutional Research
318 Westcott
Florida State University
Tallahassee, FL 32306-1359
ir.fsu.edu

July 2025

Executive Summary of Statistics

First Time in College (FTIC) Admission Statistics (Summer/Fall applications)

<u>Admission Statistics</u>	<u>2015</u>	<u>2016</u>	<u>2017</u>	<u>2018</u>	<u>2019</u>	<u>2020</u>	<u>2021</u>	<u>2022</u>	<u>2023</u>	<u>2024</u>
Applied	29,828	29,027	35,334	50,314	58,936	63,691	65,235	78,088	74,038	78,272
Admitted	16,674	16,840	17,381	18,504	21,202	20,668	24,183	19,552	18,793	18,954
Enrolled	6,100	6,282	6,523	6,324	7,106	6,009	7,619	6,033	5,890	5,855
Average SAT Enrolled	1,206.1	1,201.8	1,259.0*	1,279.1*	1,275.4*	1,286.4*	1,261.7*	1,291.8*	1,310.5*	1331.5*
Average SAT 3 Enrolled	1,804.5	1,797.0								
Average ACT Enrolled	27.1	27.1	27.6	28.2	28.4	28.8	27.8	28.5	29.0	29.7
Average High School GPA	3.91	3.95	4.02	4.07	4.07	4.16	4.17	4.29	4.26	4.26

* Beginning in 2017, the SAT test was re-designed. There is no longer a separate writing component. The scores have not been concurred.

New FTIC Students by Residency (annual total)

<u>Student Residency</u>	<u>2015-16</u>	<u>2016-17</u>	<u>2017-18</u>	<u>2018-19</u>	<u>2019-20</u>	<u>2020-21</u>	<u>2021-22</u>	<u>2022-23</u>	<u>2023-24</u>	<u>2024-25</u>
In-state	5,635	5,650	5,802	5,581	6,463	5,350	6,516	5,172	5,021	4,792
Out-of-State	609	776	758	774	700	716	1,149	883	912	1,117
Total	6,244	6,426	6,560	6,355	7,163	6,066	7,665	6,055	5,933	5,909

Source: Final Student Instruction (SIF) files

Student Enrollment - Fall Semesters

<u>Student Level</u>	<u>2015</u>	<u>2016</u>	<u>2017</u>	<u>2018</u>	<u>2019</u>	<u>2020</u>	<u>2021</u>	<u>2022</u>	<u>2023</u>	<u>2024</u>
Full-time Undergraduate	29,104	29,248	29,325	29,192	29,821	29,115	30,111	29,527	28,928	29,333
Part-time Undergraduate	3,355	3,421	3,487	3,231	3,179	3,405	3,375	3,268	3,005	3,023
Full-time Graduate	5,913	5,894	5,715	5,649	5,911	6,571	6,620	6,423	6,476	6,529
Part-time Graduate	1,906	2,035	2,148	2,409	2,803	4,039	4,523	4,465	4,106	4,182
Full-time Unclassified	372	353	300	366	310	151	266	314	426	353
Part-time Unclassified	823	916	925	870	852	672	598	600	760	888
Total	41,473	41,867	41,900	41,717	42,876	43,953	45,493	44,597	43,701	44,308

Student Enrollment - Fall Semesters by Ethnicity and Gender

<u>Ethnicity & Gender**</u>	<u>2015</u>	<u>2016</u>	<u>2017</u>	<u>2018</u>	<u>2019</u>	<u>2020</u>	<u>2021</u>	<u>2022</u>	<u>2023</u>	<u>2024</u>
American Indian Female	54	62	57	51	43	46	51	38	32	25
American Indian Male	33	38	27	32	22	23	21	17	18	17
American Indian Gender Unknown	-	-	-	-	-	-	0	0	0	1
Asian Female	546	561	581	628	675	763	856	891	941	963
Asian Male	475	462	470	484	516	533	607	634	660	709
Black Female	2,103	2,258	2,235	2,418	2,530	2,732	2,824	2,638	2,485	2,495
Black Male	1,213	1,243	1,231	1,237	1,308	1,367	1,362	1,322	1,221	1,234
Black Gender Unknown	-	-	-	-	-	-	1	0	0	1
Hispanic/Latino Female	3,877	4,152	4,300	4,474	4,723	5,016	5,449	5,339	5,207	5,406
Hispanic/Latino Male	3,118	3,259	3,343	3,425	3,573	3,743	3,979	3,833	3,738	3,859
Hispanic/Latino Gender Unknown	-	-	-	-	-	-	1	0	0	0
Native Hawaiian/Pacific Isle Female	31	29	27	30	21	18	22	21	14	13
Native Hawaiian/Pacific Isle Male	24	26	21	22	16	21	23	14	14	11
U.S. Nonresident Female	1,137	1,199	1,149	1,101	1,096	967	1,023	1,140	1,336	1,322
U.S. Nonresident Male	1,141	1,173	1,152	1,131	1,136	1,056	1,142	1,288	1,466	1,455
White Female	14,045	13,916	13,836	13,753	14,158	14,504	14,787	14,506	13,887	13,870
White Male	11,826	11,513	11,329	10,779	10,832	10,845	10,839	10,499	10,300	10,377
White Gender Unknown	-	-	-	-	-	-	0	0	0	1
Two or More Races Female	652	733	829	860	975	1,040	1,121	1,100	1,070	1,133
Two or More Races Male	516	550	593	653	691	716	791	717	697	726
Race/Ethnicity Unknown Female	364	333	338	309	261	293	316	334	326	365
Race/Ethnicity Unknown Male	318	360	382	330	300	270	278	266	289	324
Race/Ethnicity/Gender Unknown	-	-	-	-	-	-	0	0	0	1
Total	41,473	41,867	41,900	41,717	42,876	43,953	45,493	44,597	43,701	44,308

**See the "race/ethnicity" entry in this book's glossary for full ethnic category names and information on the reporting methodology required by the U.S. Dept. of Education

Degrees Awarded

<u>Degree Level Awarded</u>	<u>2014-15</u>	<u>2015-16</u>	<u>2016-17</u>	<u>2017-18</u>	<u>2018-19</u>	<u>2019-20</u>	<u>2020-21</u>	<u>2021-22</u>	<u>2022-23</u>	<u>2023-24</u>
Baccalaureate	8,459	8,642	8,633	8,797	8,650	8,870	8,828	8,732	9,144	9,092
Master's	2,154	2,065	2,078	2,117	1,962	2,325	2,408	3,078	3,535	3,382
Specialist	49	53	58	53	44	50	53	51	73	71
Doctorate	444	406	417	448	446	439	410	443	501	536
Juris Doctorate	260	190	213	197	170	192	218	216	188	191
Medical Doctorate	114	120	116	109	114	115	119	119	125	110
Total	11,480	11,476	11,515	11,721	11,386	11,991	12,036	12,639	13,566	13,382

Executive Summary of Statistics

Annual Student Full-Time Equivalent (National Standard FTE) Enrollment										
<u>Student Level</u>	<u>2014-15</u>	<u>2015-16</u>	<u>2016-17</u>	<u>2017-18</u>	<u>2018-19</u>	<u>2019-20</u>	<u>2020-21</u>	<u>2021-22</u>	<u>2022-23</u>	<u>2023-24</u>
Lower	14,348.6	14,748.3	14,939.3	14,855.3	14,619.2	15,350.1	14,734.5	15,449.3	14,807.9	14,439.8
Upper	17,209.9	16,844.1	17,255.4	17,546.7	17,632.2	17,580.3	17,849.8	17,788.6	17,942.1	18,240.0
Graduate	<u>7,337.5</u>	<u>7,317.8</u>	<u>7,395.6</u>	<u>7,241.4</u>	<u>7,493.4</u>	<u>8,071.5</u>	<u>9,133.2</u>	<u>9,767.8</u>	<u>9,382.0</u>	<u>9,167.5</u>
Total	38,896.0	38,910.2	39,589.6	39,643.5	39,744.9	41,002.0	41,717.5	43,005.7	42,132.0	41,847.3
Medical Doctorate Headcount	482	483	475	470	476	480	489	485	481	476

Nine- & Twelve-Month State Funded Filled FTE Faculty Positions (excludes Medicine)										
<u>Faculty Position</u>	<u>2015-16</u>	<u>2016-17</u>	<u>2017-18</u>	<u>2018-19</u>	<u>2019-20</u>	<u>2020-21</u>	<u>2021-22</u>	<u>2022-23</u>	<u>2023-24</u>	<u>2024-25</u>
Professor	469.3	480.2	497.9	497.2	508.5	509.8	504.8	499.3	485.4	481.5
Associate Professor	320.5	311.9	296.3	297.4	299.3	327.5	349.8	352.8	358.8	355.3
Assistant Professor	284.0	287.0	291.0	302.0	347.0	328.0	301.0	271.0	292.0	308.0
Other	<u>718.8</u>	<u>659.3</u>	<u>662.3</u>	<u>665.8</u>	<u>723.20</u>	<u>760.8</u>	<u>787.3</u>	<u>782.4</u>	<u>825.1</u>	<u>862.1</u>
All Ranks	1,792.6	1,738.4	1,747.6	1,762.4	1,877.9	1,926.1	1,942.9	1,905.5	1,961.3	2,006.9

Nine-Month Filled Faculty Average Salary by Rank (excludes Medicine)										
<u>Faculty Position</u>	<u>2015-16</u>	<u>2016-17</u>	<u>2017-18</u>	<u>2018-19</u>	<u>2019-20</u>	<u>2020-21</u>	<u>2021-22</u>	<u>2022-23</u>	<u>2023-24</u>	<u>2024-25</u>
Professor	\$120,467	\$127,745	\$132,108	\$135,393	\$138,087	\$140,045	\$140,670	\$141,935	\$150,269	\$159,410
Associate Professor	\$85,163	\$91,048	\$95,341	\$97,719	\$99,941	\$100,632	\$103,149	\$104,298	\$111,447	\$117,718
Assistant Professor	\$83,867	\$87,034	\$86,977	\$88,652	\$91,182	\$91,882	\$92,776	\$90,808	\$94,002	\$98,095

Note: Filled Faculty FTE and Filled Faculty Average Salary includes E&G, C&G, and Auxiliary funded faculty.

Total University Operating Budget (in millions, may not sum to total due to rounding)										
<u>Budget Category</u>	<u>2015-16</u>	<u>2016-17</u>	<u>2017-18</u>	<u>2018-19</u>	<u>2019-20</u>	<u>2020-21</u>	<u>2021-22</u>	<u>2022-23</u>	<u>2023-24</u>	<u>2024-25</u>
Education & General	\$599.5	\$630.8	\$673.8	\$708.0	\$699.1	\$721.8	\$741.9	\$828.0	\$951.5	\$1,059.7
Auxiliary Enterprises	\$255.5	\$252.5	\$262.9	\$270.8	\$283.1	\$276.9	\$337.0	\$476.4	\$467.9	\$490.0
Local Funds	<u>\$254.9</u>	<u>\$255.4</u>	<u>\$242.3</u>	<u>\$304.9</u>	<u>\$326.9</u>	<u>\$347.9</u>	<u>\$398.4</u>	<u>\$357.1</u>	<u>\$369.3</u>	<u>\$385.8</u>
Contracts & Grants	\$224.8	\$209.2	\$211.0	\$245.6	\$243.2	\$278.8	\$333.2	\$291.9	\$354.9	\$384.2
Total	\$1,334.7	\$1,347.9	\$1,390.0	\$1,529.3	\$1,552.2	\$1,625.4	\$1,810.4	\$1,953.3	\$2,143.6	\$2,319.8

Tuition & Fees per Credit Hour (does not include a \$20 facility use fee or \$5 FSU Card fee per student per semester)										
<u>Tuition Type</u>	<u>2015-16</u>	<u>2016-17</u>	<u>2017-18</u>	<u>2018-19</u>	<u>2019-20</u>	<u>2020-21</u>	<u>2021-22</u>	<u>2022-23</u>	<u>2023-24</u>	<u>2024-25</u>
Undergraduate In-State	\$215.55	\$215.55	\$215.55	\$215.55	\$215.55	\$215.55	\$215.55	\$215.55	\$215.55	\$215.55
Undergraduate Out-of-State	\$721.10	\$721.10	\$721.10	\$721.10	\$721.10	\$721.10	\$721.10	\$721.10	\$721.10	\$721.10
Graduate In-State	\$479.32	\$479.32	\$479.32	\$479.32	\$479.32	\$479.32	\$479.32	\$479.32	\$479.32	\$479.32
Graduate Out-of-State	\$1,110.72	\$1,110.72	\$1,110.72	\$1,110.72	\$1,110.72	\$1,110.72	\$1,110.72	\$1,110.72	\$1,110.72	\$1,110.72
Law In-State	\$688.11	\$688.11	\$688.11	\$688.11	\$688.11	\$688.11	\$688.11	\$688.11	\$688.11	\$688.11
Law Out-of-State	\$1,355.18	\$1,355.18	\$1,355.18	\$1,355.18	\$1,355.18	\$1,355.18	\$1,355.18	\$1,355.18	\$1,355.18	\$1,355.18
Medical In-State*	\$25,611	\$25,611	\$25,611	\$25,611	\$25,611	\$25,611	\$25,611	\$25,611	\$25,611	\$25,611
Medical Out-of-State*	\$60,162	\$60,162	\$60,162	\$60,162	\$60,162	\$60,162	\$60,162	\$60,162	\$60,162	\$60,162

*Block fees – one year

External Sources for Research, Service and Training Funds (in thousands, may not sum to total due to rounding)										
<u>External Source</u>	<u>2014-15</u>	<u>2015-16</u>	<u>2016-17</u>	<u>2017-18</u>	<u>2018-19</u>	<u>2019-20</u>	<u>2020-21</u>	<u>2021-22</u>	<u>2022-23</u>	<u>2023-24</u>
Federal Government	\$149,605	\$142,484	\$162,482	\$177,438	\$180,670	\$213,796	\$237,977	\$238,732	\$234,242	\$241,113
State/Local Govt.	\$24,028	\$20,985	\$21,444	\$26,067	\$22,273	\$21,933	\$23,062	\$24,821	\$45,875	\$52,258
Private and Other	<u>\$27,195</u>	<u>\$26,606</u>	<u>\$26,450</u>	<u>\$22,792</u>	<u>\$30,703</u>	<u>\$14,327</u>	<u>\$13,938</u>	<u>\$23,813</u>	<u>\$21,881</u>	<u>\$122,338</u>
Total	\$200,828	\$190,075	\$210,377	\$226,296	\$233,646	\$250,057	\$274,977	\$287,367	\$301,997	\$415,709

University Library Statistics (includes all university libraries)										
<u>Library Statistics</u>	<u>2014-15</u>	<u>2015-16</u>	<u>2016-17</u>	<u>2017-18</u>	<u>2018-19</u>	<u>2019-20</u>	<u>2020-21</u>	<u>2021-22</u>	<u>2022-23</u>	<u>2023-24</u>
Volumes (in thousands)	2,819	2,331	1,754	1,891	2,146	2,241	2,380	1,781	2,231	2,212
E-books (in thousands)	1,245	1,609	1,929	2,847	1,825	2,361	1,642	2,124	2,124	3,001
Electronic Journals	119,385	125,007	224,836	335,627	334,556	378,681	371,783	119,159	219,732	217,765
Databases	1,064	1,144	434	446	409	632	652	653	660	753

Library Expenditures (in thousands):										
<u>Expenditure Type</u>	<u>2014-15</u>	<u>2015-16</u>	<u>2016-17</u>	<u>2017-18</u>	<u>2018-19</u>	<u>2019-20</u>	<u>2020-21</u>	<u>2021-22</u>	<u>2022-23</u>	<u>2023-24</u>
Books/Related Materials	\$9,446	\$10,410	\$10,246	\$10,653	\$8,572	\$10,486	\$9,837	\$15,348	\$15,435	\$19,579
Total Library Expenditures	\$18,919	\$20,599	\$19,975	\$20,831	\$19,142	\$21,055	\$20,154	\$25,672	\$22,566	\$28,002

Table of Contents

This 2024-25 Florida State University Fact Book provides the most current data available for a general description of the activities of the university. Student information is provided through the Fall 2024 semester, or the 2024-25 academic year for annual figures. Other data are as current as could be obtained at the time of publication. A version of this Fact Book and an archive of past editions may be found online at: ir.fsu.edu/factbook.aspx

INTRODUCTION

Mission, Vision, and Core Values of Florida State University.....	1
Florida State University Perspective	2
Seal of Florida State University.....	3
History of Florida State University	4
Accreditations.....	6
Florida State University Colleges and Schools.....	8
Governing Boards - Florida State University's Board of Trustees	9
Governing Boards - State University System	10
Historical Presidents and Current Officers of the University	11
Operating Budget, 2024-25	12
Education and General Allocated Resources by Program Component, 2024-25	13
External Sources for Research, Service, and Training Funds.....	14
Organizational Structure.....	15
Tallahassee/Leon County, Florida.....	16

STUDENTS

Student Characteristics, Fall 2024	18
First Time in College (FTIC) Admission Statistics	19
New Student Headcount by Residency.....	20
Headcount Enrollment (by Gender, Ethnicity, Level, Status, Location, and Age), Fall Semesters	22
Headcount Enrollment by College, Fall Semesters.....	23
Geographical Origin of Students by Florida County, Fall Semesters.....	24
Geographical Origin of Students by State, Fall Semesters.....	26
Geographical Origin of Students by Country, Fall 2024.....	28
Geographical Origin of First Time in College (FTIC) Students by Florida County, Fall 2024	29
First Time in College (FTIC) Students by High School and State, Fall 2024	30
Florida Community/State College Transfers to FSU, Fall Semesters.....	31
Retention and Graduation Rates for Full-Time FTICs	32
Retention and Graduation Rates for Full-Time Transfers.....	34
Total Student Credit Hours by Course Level and Class Level, Fall 2024.....	36
Total Student Credit Hours by Department, Fall 2024.....	37
Total Student Credit Hours and Headcount by Level/Semester.....	40
Annual Full-Time Equivalent (National Standard FTE) Enrollment (2018-19 through 2023-24 by Department)	41
Annual FTE Enrollment by College (2018-19 through 2023-24).....	49
Headcount Summaries by Academic Department, Fall Semesters (Fall 2022 – Fall 2024).....	50
Headcount Summaries by College, Fall Semesters (Fall 2020 – Fall 2024).....	53
Degrees Awarded by Program: 2023-24 (Summer, Fall, Spring)	55
Degrees Awarded by College by Year (2018-19 – 2023-24)	58
Enrollment History: Headcount by Level (Fall Terms Since 1905)	60
Residence of Alumni by State	61
Residence of Alumni by Florida County.....	62
Panama City Campus Student Headcount Enrollment, Fall Semesters.....	63
Distance Learning Course Enrollment and Student Credit Hours.....	66
Enrollment by Location (Campus, Site, International Location).....	67

Table of Contents

FACULTY AND STAFF

Faculty Characteristics and Citations	69
Faculty Positions.....	70
Fall Headcount & Annual Student FTE per Filled Faculty Positions.....	71
Mean Salary by Rank for Nine-Month Filled Faculty, 2024-25.....	72
Faculty Salary Trends.....	73
College of Medicine Faculty	74
Sources of Doctoral Degree, Instructional Faculty	75
Tenured Faculty by Age, 2024-25.....	76
Faculty Senate.....	77
Full-time Employees by Occupational Category, Ethnicity and Gender, Fall 2024.....	78
Faculty Research Productivity	79

AWARDS AND HONORS

Eminent Scholar Chairs.....	81
Krafft, Daisy Parker Flory, and McKenzie Professors	82
Robert O. Lawton Distinguished Professors	83
Florida State University Distinguished Teachers	84
University Teaching Awards.....	85
Distinguished Research Professor Awards	91
Developing Scholars	92
Mentor Awards.....	94
University Advising Award.....	96
Other Faculty and Staff Awards	97
Ross Oglesby Award.....	98
Honorary Degrees Awarded and Westcott Distinguished Service Medal Recipients.....	99

SUPPORT SERVICES

Institutes and Research Centers.....	103
University Libraries	106
FSU Buildings - Some Facts	107
FSU Buildings - Gross Square Feet and Number of Rooms.....	109
Florida State University Site and Acreage Holdings.....	111
Sustainable Campus	112
Division of Student Affairs.....	113
University Housing	116
Office of Financial Aid.....	117
Intercollegiate Athletics	118
Florida State University Ensembles	120

APPENDIX

Florida State University Degree Program Inventory as of July 2025	Appendix A
Glossary	Appendix B

The Florida State University Fact Book is published annually by the Office of Institutional Research. In conjunction with the entire Institutional Research staff and departments across campus, information is compiled by Gene Cilluffo, Andrew Brady, and Interns Hadassa Durante (Lead Intern), Morgan Cody, Cheyenne Croft, Jackson De Andrade Silva, Amrou Kouki, Ciera Merritt, Zhan Peebles, and Tanya Thatayatikom. Inquiries may be directed to Gene Cilluffo (gcilluffo2@fsu.edu), to Andrew Brady (abrady@fsu.edu), or to James Hunt, Associate Vice Provost, Chief Data Officer, and Director of Institutional Research (jhunt@fsu.edu).

Introduction



Photo: FSU Photo Lab

Richard McCullough
President

Mission, Vision, and Core Values of Florida State University

One of the nation's elite research universities, Florida State University preserves, expands, and disseminates knowledge in the sciences, technology, arts, humanities, and professions, while embracing a philosophy of learning strongly rooted in the traditions of the liberal arts and critical thinking.

Mission:

Florida State University preserves, expands, and disseminates knowledge in the sciences, technology, arts, humanities, and professions, while embracing a philosophy of learning strongly rooted in the traditions of the liberal arts. The university is dedicated to excellence in teaching, research, creative endeavors, and service. The university strives to instill the strength, skill, and character essential for lifelong learning, personal responsibility, and sustained achievement within a community that fosters free inquiry and diverse viewpoints.

Vision:

Florida State University will be among the nation's most entrepreneurial and innovative universities, transforming the lives of our students and shaping the future of our state and society through exceptional teaching, research, creative activity, and service. We will amplify these efforts through our distinctive climate—one that places a premium on interdisciplinary inquiry and draws from the rich intellectual and personal experiences of our students, faculty, staff, and alumni. These three forces—entrepreneurship, interdisciplinarity, and experiential breadth—deepen FSU's impact and result in a powerful return to our students and the people of Florida for their continued support and trust.

Core Values:

Transformative Daring: We support thoughtful risk-taking that leads to successes that improve our world dramatically. And when we face challenges, we confront them with resilience, curiosity, and renewed desire to overcome hurdles to our goals.

Inspired Excellence: We achieve the highest levels of success by drawing strength and understanding from the talents of those around us and from our interactions with them.

Dynamic Environment: We believe the benefits of a richly varied community arise not only from the plurality it includes, but more importantly from intentional efforts to create a strong sense of belonging that encourages deep and high-quality connections.

Responsible Stewardship: We transform the resources we are given and the public's trust in us into powerful impact that better the lives of those around us, near and far.

Engaged Community: We uphold the traditions and history that create a small-college culture within a large university. This makes FSU a welcoming place where people discover others like themselves—while also connecting to and learning from classmates and colleagues of vastly different backgrounds and experiences.

Online Resource: The Mission and Vision of Florida State University is available online at: fsu.edu/about/mission-vision.html

Florida State University Perspective

Overview

Florida State University is a public, fully accredited, coeducational research institution, and one of twelve universities comprising the State University System of Florida, led by the Board of Governors. Located in Tallahassee, Florida's capital city, the University affords students and faculty opportunities for interaction with state and federal agencies for internships, research, and part-time employment, as well as a myriad of social, cultural, and recreational activities. The main campus is located on 487.1 acres in Tallahassee with other facilities owned in Bay, Collier, Franklin, Gadsden, Leon, and Sarasota counties. Additional locations are leased in Escambia, Jackson, Leon, Orange, St. Lucie, and Volusia counties in Florida, and other locations overseas. The University owns a total of 1,810.3 acres.

Founded in 1851, Florida State University is a comprehensive, national, graduate-research university offering more than 270 outstanding academic and professional degrees in top flight programs ranging from Business and Physics to Music and Creative Writing. Florida State University provides extraordinary opportunities for undergraduate students to build a strong foundation in their chosen fields; study abroad at the University's overseas campuses; engage in scores of service activities; benefit from world class library and technical facilities; participate in extensive intramural and recreational events; and interact with some of the finest students and faculty in the nation in a distinctive, welcoming environment. The University instills the strength, skill, and character essential for lifelong learning, personal responsibility, and achievement.

With 17 colleges, students may take courses of study leading to the baccalaureate degree in 98 degree programs, to the master's degree in 102 degree programs, to the specialist degree in 6 degree programs, to the doctorate degree in 64 degree programs, and to the professional degree in 4 degree programs as of Spring 2025. The academic divisions are the Colleges of Applied Studies; Arts & Sciences; Business; Communication & Information; Criminology & Criminal Justice; Education, Health, and Human Sciences; Engineering; Entrepreneurship; Fine Arts; Hospitality; Law; Medicine; Motion Picture Arts; Music; Nursing; Social Sciences & Public Policy; and Social Work.

At FSU, 81.7 percent of the enrolled students attend full time. Undergraduates comprise 73.0 percent and graduate/professional students 24.2 percent of the total enrollment of 44,308 students in the Fall of 2024. The remaining 2.8 percent are considered unclassified. The average age of all students is 23.1 years; of undergraduates, 20.6; and of graduate/professional students, 30.2.

The State University System operates under the supervision of the Board of Governors, State of Florida. Florida State University is governed by a Board of Trustees, which was established in July 2001. The twelve governor-appointed members of the Board of Trustees are: Peter Collins (chair), Vivian de las Cuevas-Diaz (vice chair), Maximo Alvarez, Kathryn Ballard, Jorge Gonzalez, Jim Henderson, Roxanne Hughes, Peter Jones, Justin Roth, Deborah Sargeant, John Thiel, and Drew Weatherford; the thirteenth member of Florida State University's Board of Trustees is the current student body president, Carson Dale.

Research and Special Programs

Florida State University has built a reputation as a strong research center in both the sciences and the humanities. It is expected that more than \$415 million in external funds will be generated this year by the faculty and administration to be used to support research, improve research facilities, and provide stipends for graduate students. These external funds are in the form of contracts and grants from private foundations, industries, and state/federal government agencies. In addition, Florida State University is the top spender of National Science Foundation research and development funds in the state of Florida.

Florida State is well known in the natural sciences for its basic research programs in biology, chemistry, meteorology, nuclear science, oceanography, physics, and psychology. Strong basic and applied research programs are also found in computer science, geology, mathematics, and statistics. As a nationally recognized center of excellence in graduate training in the visual and performing arts, the University offers professional training in music, theatre, and dance performance and theory.

For over 65 years, FSU International Programs has been a nationally recognized leader in the field of international higher education, providing the life-changing opportunity to live, study, and intern at the University's four international centers in Florence, Italy; London, England; Panama City, Republic of Panama; and Valencia, Spain. Prestigious FSU faculty members also lead students on study abroad programs across the globe. FSU consistently ranks among the top public universities in the nation for "long-term duration" of study abroad experiences thanks to its unique First Year Abroad program. FSU credits are earned for all courses and are transferable within the U.S. university system.

FSU operates the Ringling Center for the Cultural Arts in Sarasota, which includes the John and Mable Ringling Museum of Art, the largest museum/university complex in the nation. Also on the property and operated by FSU is the Florida State University Center for the Performing Arts, which houses the Asolo Repertory Theatre.

Florida State University has both an Air Force and an Army Reserve Officers' Training Corps (ROTC) program. FSU students may apply for admission to the Navy ROTC Program offered through Florida Agricultural and Mechanical University in Tallahassee. The FSU Student Veterans Center is the hub for the university's veteran-support programs and resources. Veterans, active military personnel, National Guard and Reserve members, and their dependents can get assistance with their federal educational benefits from the Student Veterans Center.

FSU is a founding member of the Florida LambdaRail, a consortium of universities created to facilitate advanced research, education, & economic development activities. The network consists of 1,540 miles of dark fiber/optical equipment, operating at 10 gigs/sec. & allowing up to 32 independent networks to exist. FSU has a supercomputing grid that enables researchers to use high capacity computing to support complex investigations.

Florida State University Perspective

University Libraries provide collections, resources, and services to enhance the learning, teaching, research, and service activities of Florida State University. The Libraries' collections include over 6.1 million titles, and the website offers access to 753 databases and more than 217,765 electronic journals. Materials not available online or at the Libraries may be requested through interlibrary loan or the statewide UBorrow system, offering FSU faculty and students access to millions of books from 39 other state university and college libraries. The Library Express Delivery Service (LEDS) delivers books and articles to faculty, post-docs, and graduate, teaching, and research assistants daily. University Libraries had over 1 million visitors last fiscal year 2023-24. The FSU Libraries include Robert Manning Stroz Library (Main), Paul A. M. Dirac Science Library, Mildred and Claude Pepper Library, the FAMU-FSU College of Engineering Library, and FSU Panama City - Florida Library and Learning Center. The following are designated dean-directed libraries: Warren Allen Music Library, College of Law Legal Research Center, College of Medicine Medical Library, and the John & Mable Ringling Museum of Art Library in Sarasota, Florida. International Programs study centers in London, Florence, Valencia, and Panama also provide library services, resources, and spaces.

Among the special programs which have won national or international distinction in research are the Program in Nuclear Research, Institute for Molecular Biophysics, FSU Marine Laboratory, Center for Music Research, Learning Systems Institute, Institute of Science and Public Affairs, Resilient Infrastructure & Disaster Response Center, and the College of Motion Picture Arts. FSU was awarded the Association of Public and Land-grant Universities (APLU) 2021 Degree Completion Award. The award is recognized as the most prominent in the country for student success. The APLU selected FSU for achieving a record-high 74 percent four-year graduation rate while nearly eliminating gaps by race, ethnicity, and income level. Since then, FSU's four-year graduation rate has grown to 75.9 percent.

Additional nationally recognized research initiatives include the Florida State University Quantum Initiative, a \$20 million investment positioning FSU at the forefront of quantum information science and engineering; the Center for Advanced Power Systems, known for its work in superconductivity and maritime energy resilience; and FSU's sustainability research enterprise, which includes the top-ranked Sustainability and Governance Lab and contributions from over 250 faculty across multiple colleges. The university is also noted for excellence in trauma and resilience research, drug discovery and delivery, and data science, including artificial intelligence and machine learning, as key cross-disciplinary areas of strategic growth.

In 1990, the National Science Foundation announced that FSU would be the home of the National High Magnetic Field Laboratory. A joint project with the University of Florida and Los Alamos National Laboratory, the lab became the nation's top center for research on magnets millions of times more powerful than the Earth's magnetic field. This facility is the first national lab to be located in Florida and went into operation in 1994. Research at the lab is conducted in such diverse fields as biology, materials science, medicine, physics, chemistry, engineering, and superconductivity.

Online Resource: Florida State University's website can be accessed at [fsu.edu](https://www.fsu.edu)



Seal of Florida State University

The seal of Florida State University, which was designed by the combined talents of the Art and Classics Departments, has its origins in the first decade of the 20th century during the administration of President Albert A. Murphree. It was updated in the year 2000 to accurately reflect the year that Florida State University was created, 1851. In 2005, minor cosmetic updates were made.

The torches of the seal symbolize the fire given to man by the Greek god Prometheus. This fire enabled man to elevate himself above the animals and become human. The torches of the FSU seal symbolize the purpose of the University: the passing on of knowledge from generation to generation. The torch on the left is Vires: strength of all kinds, physical, moral and intellectual. The center torch is Artes: that which we acquire - knowledge which transcends skills, the appreciation of beauty. The torch on the right is Mores: customs, character and tradition. Through these three ideals the student is educated physically, mentally, and morally.

Source: Florida State College for Women: Notes on the Formative Years, by William G. Dodd

Online Resource: Additional brand information available at: brand.fsu.edu

History of Florida State University

Florida State University, one of the largest and oldest of the twelve institutions of higher learning in the State University System of Florida, had its beginnings as early as 1823 when the Territorial Legislature began to plan a higher education system. In 1825, the Federal Government reserved two townships for the purpose of maintaining institutions of higher education in the territory, and on March 3, 1845, the United States Congress, in an act supplemental to the act admitting Florida as a state in the Union, added two more townships. These townships were granted to the State for the use of two seminaries of learning, one to be located east and the other west of the Suwannee River. The Legislature of the State of Florida, in the Legislative Act of January 24, 1851, provided for the establishment of the two institutions of learning, their first purpose to be "the instruction of persons, both male and female, in the art of teaching all the various branches that pertain to a good common school education; and next to give instruction in the mechanic arts, in husbandry, in agricultural chemistry, in the fundamental laws, and in what regards the rights and duties of citizens."

By 1854, the City of Tallahassee had established a school for boys called the Florida Institute with the hope that the State could be induced to take it over as one of the seminaries, and in the 1854 session of the Legislature of Florida, the City of Tallahassee presented a memorial asking that the institution west of the Suwannee be located in that city. That effort was not successful, but in 1856 the Intendant (Mayor) of Tallahassee again offered the Institute's land and building to the Legislature. Francis Eppes, who spent his formative years on the estate of his grandfather President Thomas Jefferson at Monticello in Virginia and shared his views of the importance to a democracy of a liberally educated citizenry, was the Mayor of Tallahassee who made the offer. This time they chose to accept the offer and designated Tallahassee as the site of one of the state seminaries because of its railway connections, its "salubrious climate," and its "intelligent, refined, and moral community." The bill to locate the Seminary in Tallahassee passed both houses and was signed by the Governor on January 1, 1857. On February 7, 1857, the first meeting of the Board of Education of the State Seminary West of the Suwannee River was held, and the institution began offering postsecondary instruction to male students. Francis Eppes served as President of the Seminary's Board of Education for eight years and instilled in the institution the Jeffersonian ideals which characterize it today. The school first became co-educational the following year (1858) when it absorbed the Tallahassee Female Academy, begun in 1843 as the Misses Bates School. Thus the West Florida Seminary, founded in 1851, began operating in 1857, only twelve years after Florida achieved statehood. It was located on the hill where the Westcott Building now stands, which has been the site of an institution of higher education longer than any other site in Florida.

Classes were held at the West Florida Seminary from 1857 until 1863, when the state legislature changed the name to The Florida Military and Collegiate Institute to reflect the addition of a military section which trained cadets. During the Civil War, cadets from the school, ranging in age from twelve to eighteen, fought in the Battle of Natural Bridge and helped make Tallahassee the only Confederate capitol east of the Mississippi not captured during the war. As a result of the brave action of the West Florida cadets in this battle, the Florida State University Army ROTC cadet corps today is one of only three in the nation authorized to display a battle streamer with its flag, which bears the words NATURAL BRIDGE 1865. After the end of the war in 1865, however, Union troops under General McCook descended upon Tallahassee and occupied the city (including campus buildings), remaining for more than a month.

Following the war, the institution entered a period of growth and development. In 1884, the first diplomas, Licentiate of Instruction, were awarded, and by 1891, the Institute had begun to focus clearly on what we would today call post-secondary education; seven Bachelor of Arts degrees were awarded that year. By 1897, the institution had evolved into the first liberal arts college in the state, and in 1901, it became Florida State College, a four-year institution organized in four departments: the College, the School for Teachers, the School of Music, and the College Academy. Florida State College was empowered to award the degree of Master of Arts, and the first master's degree was offered in 1902. That year, the student body numbered 252 men and women, and degrees were available in classical, literary, and scientific studies. In 1903, the first university library was begun. The following quote from the 1903 Florida State College Catalogue adds an interesting footnote to this period:

"In 1883 the institution, now long officially known as the West Florida Seminary, was organized by the Board of Education as The Literary College of the University of Florida. Owing to lack of means for the support of this more ambitious project, and also owing to the fact that soon thereafter schools for technical training were established, this association soon dissolved. It remains to be remarked, however, that the legislative act passed in 1885, bestowing upon the institution the title of the University of Florida, has never been repealed. The more pretentious name is not assumed by the college owing to the fact that it does not wish to misrepresent its resources and purposes."

In a 1905 reorganization of Florida's educational system by the Legislature, six state institutions of higher learning were consolidated into two when the University of Florida in Gainesville was established and designated a men's school and the Florida State College became a women's school called the Florida Female College. The male student body moved from Tallahassee to Gainesville, taking with it the fraternity system and the College football team, which had been state champions in 1902, 1903, and 1905. In 1909 the name of the college was changed to Florida State College for Women, an institution which grew to become the third largest women's college in the nation during the 1930s. The College became fully accredited in 1915, and a chapter of the National Honor Society of Phi Kappa Phi was installed in 1925, the year after the College was placed on the list of standard colleges and universities approved by the Association of American Universities and became a member of the Association of American

History of Florida State University

Colleges. In 1935, the first chapter of Phi Beta Kappa in the state, Alpha Chapter of Florida, was installed at the College, a mark of its status as a true liberal arts college.

The year 1947 saw many changes. Demand by returning World War II veterans had brought men back to the campus in 1946 with the establishment of the Tallahassee Branch of the University of Florida, and on May 15, 1947, the Governor signed an act of the Legislature returning Florida State College for Women to coeducational status and naming it Florida State University. A permanent president's residence was acquired. The student body, numbering 4,056, chose a new alma mater and selected the Seminole as their athletics symbol. The Flying High Circus was born, and football was started again when the first home game since 1905 was played in October. Three years later Campbell Stadium was built. The first Student Union was established and housed in the "O Club" on West Campus, a former Army Air Base which housed mainly male students and provided some classroom space three miles west of the main campus.

The 1950s brought further development and expansion to the University. To the colleges and schools which had existed since the Florida State College days (Arts and Sciences, Education, Home Economics, and Music) were added Library Science, Social Welfare (later split into Social Work and Criminology), Business, Journalism (discontinued in 1959), and Nursing. A student in the Department of Chemistry was awarded the University's first Ph.D. in 1952. A new building was completed for the Developmental Research School, which in 1905 had evolved from the High School and the College Academy of earlier days as the Observation and Practice School, created to provide on-site opportunities for experience and research to students in Education. Tully Gymnasium, Strozier Library, and the Business Building were completed to enhance the education of the ever-increasing student population.

In the 1960s the University acquired the Shaw Poetry Collection, established the institutes of Molecular Biophysics and Space Biosciences, and constructed nine new buildings, including the Oglesby Union and the Fine Arts Building. During this period, the Panama Canal Branch was opened, and the Program in Medical Sciences was established. The first Black student enrolled in 1962, and the first Black Ph.D. candidates graduated in 1970. Programs in African American Studies and Women's Studies were established. Continuing the liberal arts tradition begun in the 1890's, the Liberal Studies Program required of all undergraduates was expanded and strengthened.

Before 1887, the institution's chief executive officer had the title Principal, but this was changed to President with the appointment of George Edgar in 1887. He was followed by Alvin Lewis in 1892, and Dr. A. A. Murphree in 1897. Dr. Murphree, who came to the Seminary in 1896, became president of Florida Female College in 1905. When he left to become president of the University of Florida in 1909, Dr. Edward Conradi became president of Florida State College for Women. In 1941, Dr. Doak S. Campbell became president. When Dr. Campbell retired as president of Florida State University on June 30, 1957, Dr. Albert B. Martin served as acting president until September 1, 1957, when Dr. Robert Strozier became president. At Dr. Strozier's death in April of 1960, Dr. Milton W. Carothers became acting president to serve until Dr. Gordon Blackwell took over the duties of president on September 16, 1960.

On February 1, 1965, Dr. John E. Champion became acting president replacing Dr. Gordon Blackwell, who resigned. Dr. Champion was named president on June 22, 1965; he resigned February 17, 1969, and Dr. J. Stanley Marshall was appointed acting president on the same date. On June 6, 1969, the Board of Regents named Dr. Marshall President; he resigned August 31, 1976. Dr. Bernard Francis Sliger became Interim President upon Dr. Marshall's resignation, and on February 7, 1977, the Board of Regents named Dr. Sliger President. At the Fall Meeting of the General Faculty on September 18, 1990, the Dean of the Faculties read a statement on Dr. Sliger's behalf announcing his resignation as president effective August 1, 1991. On March 11, 1991, Dr. Dale W. Lick was designated to succeed Dr. Sliger as president on August 1, 1991. After Dr. Lick's resignation on August 31, 1993, Dr. Sliger was again named Interim President. On November 29, 1993, H. Talbot "Sandy" D'Alemberte was designated president effective January 3, 1994. He was succeeded by Dr. Thomas K. Wetherell on January 6, 2003. Eric J. Barron took the position of 14th president on February 1, 2010. Following Barron's resignation, the Florida State University Board of Trustees named Dr. Garnett S. Stokes as Interim President effective April 2, 2014. John Thrasher became FSU's 15th president on November 6, 2014 and served until August 15, 2021. Richard McCullough was named the 16th president on August 16th, 2021.

In each succeeding decade, Florida State University has added to its academic organization and presently is comprised of seventeen independent colleges. It has expanded from the original few acres and buildings to 390 buildings on 1,810.3 acres, including the downtown Tallahassee main campus of 487.1 acres, a farm which for many decades supplied the Florida State College for Women with food, the FSU Lakefront Park--a recreational facility, the Coastal and Marine Laboratory on the Gulf Coast, the FAMU/FSU College of Engineering facility, the National High Magnetic Field Laboratory and Division of Research at Innovation Park, and the branch campus in Panama City, Florida. One hundred and seventy-three years after its founding, Florida State University started the 2024-2025 academic year with a student population of 44,308 and recognition as a major graduate research institution with an established international reputation.

Source: Office of the Dean of the Faculties

Online Resource: The history of Florida State University can be accessed online at fsu.edu/about/history

Accreditations

The Southern Association of Colleges and Schools Commission on Colleges (SACSCOC) serves as the accreditor for Florida State University, including all campuses and instructional locations. The University received its first accreditation in 1915. Discipline-specific accrediting agencies and governing bodies grant accreditation to some academic programs.

<u>College/Program</u>	<u>Degree Level</u>	<u>Accrediting Agency</u>
Florida State University	All	Southern Association of Colleges and Schools Commission on Colleges (SACSCOC)
College of Applied Studies Nurse Anesthesia	P	Council on Accreditation of Nurse Anesthesia Educational Programs (COA)
College of Arts & Sciences Computer Science Psychology	B M,D	Computing Accreditation Commission of ABET The Clinical Psychology doctoral program is accredited by the American Psychological Association (APA); The Master's Program in Psychology with a Specialty in Applied Behavior Analysis is accredited by the Association for Behavior Analysis International
College of Business Business Administration Business Analytics Management Finance Marketing Risk Management/Insurance Real Estate Management Information Systems Accounting	B,M,D M B,M B,M B B,M B B,M B,M	The College of Business is Accredited by AACSB International, the Association to Advance Collegiate Schools of Business, for all its business programs Accounting is accredited separately by AACSB from the general college accreditation
College of Communication and Information Communication Disorders Information	M M	Council on Academic Accreditation in Audiology and Speech/Language Pathology (CAA) American Library Association (ALA)
College of Education, Health, & Human Sciences Combined Program in Counseling Psychology & School Psychology Career Counseling & Mental Health Counseling Dietetics Marriage & Family Therapy School Psychology	D S B,M D S	American Psychological Association (APA) Council for Accreditation of Counseling & Related Educational Programs (CACREP) Accreditation Council for Education in Nutrition & Dietetics (ACEND) Commission on Accreditation for Marriage & Family Therapy Education (COAMFTE) National Association of School Psychologists (NASP)
FAMU-FSU College of Engineering Biomedical Engineering Chemical Engineering Civil Engineering Computer Engineering Electrical Engineering Industrial Engineering Mechanical Engineering	B B B B B B B	These bachelor's degree programs at the College of Engineering are accredited by the Engineering Accreditation Commission of ABET, Inc.

Accreditations

<u>College/Program</u>	<u>Degree Level</u>	<u>Accrediting Agency</u>
College of Fine Arts		
Art Education	M	National Association of Schools of Art & Design (NASAD)
Art Education/Therapy	D	National Association of Schools of Art & Design (NASAD)
Art History	B,M,D	National Association of Schools of Art & Design (NASAD)
Art Therapy	M	Commission on Accreditation of Allied Health Programs (CAAHEP)
Dance	B,M	National Association of Schools of Dance (NASD)
Interior Architecture & Design	B,M	The bachelor's program is accredited by both Council for Interior Design Accreditation (CIDA) and National Association of Schools of Art & Design (NASAD). The master's program is accredited by National Association of Schools of Art & Design (NASAD)
Studio Art	B,M	National Association of Schools of Art & Design (NASAD)
Theatre	B,M,D	National Association of Schools of Theatre (NAST)
College of Law		
Juris Doctor	P	American Bar Association (ABA)
College of Medicine		
Medical Doctor	P	Liaison Committee on Medical Education (LCME) of the Association of American Medical Colleges (AAMC), and the American Medical Association (AMA)
Residency & Fellowship Programs		Accreditation Council for Graduate Medical Education (ACGME)
Physician Assistant	M	Accreditation Review Commission on Education for the Physician Assistant (ARC-PA)
College of Music		
Music	B,M,D	National Association of Schools of Music
Music Therapy	B,M	American Music Therapy Association (AMTA) & National Association of Schools of Music (NASM)
Music Education	B,M,D	National Association of Schools of Music (NASM)
College of Nursing	B,P	Commission on Collegiate Nursing Education (CCNE)
College of Social Sciences & Public Policy		
Public Administration	M	Network of Schools of Public Policy, Affairs, and Administration (NASPAA)
Urban & Regional Planning	M	Planning Accreditation Board (PAB)
Public Health	M	Council on Education for Public Health (CEPH)
College of Social Work	B,M	Council on Social Work Education (CSWE)

KEY:

B = Accredited Bachelor's program

M = Accredited Master's program

S = Accredited Specialist program

D = Accredited Doctoral program

P = Accredited Professional

Doctoral program

Source: Office of the Provost

Florida State University Colleges and Schools

Florida State University is comprised of seventeen active colleges

<u>School/College</u>	<u>Founded</u>	<u>Current Dean</u>	<u>Fall 2024 Students</u>	<u>Fall 2024 Employees</u>	<u>Changes</u>
College of Arts and Sciences	1905	Sam Huckaba	10,644	930	
College of Education	1905				2023++
College of Health and Human Sciences	1918				2023++
College of Music	1921	Todd Queen	985	156	
College of Information	1947				2009***
College of Social Work	1949	David Springer	1,192	135	
College of Business	1950	Michael Hartline	7,638	189	
College of Nursing	1950	Jing Wang	1,454	144	
School of Public Administration	1949				1959+
School of Journalism	1950				1959*
School of Engineering Science	1963				1972*
College of Law	1966	Erin O'Hara O'Connor	1,104	165	
College of Criminology & Criminal Justice	1973	Thomas Blomberg	1,745	42	
College of Social Sciences & Public Policy	1973	Tim Chapin	4,548	272	
College of Communication	1973				2009***
School of Theatre	1973				2005**
College of Fine Arts	1973	James Frazier	1,053	192	2014****
FAMU/FSU College of Engineering	1981	Suvranu De	2,671	187	
College of Motion Picture Arts	1988	Reb Braddock	183	49	
College of Medicine	2001	Alma Littles	1,253	562	
College of Communication & Information	2009	Michelle Kazmer	2,532	148	
College of Applied Studies	2010	Randall Hanna	488	201	
College of Entrepreneurship (Moran)	2017	Susan Fiorito	551	54	
College of Hospitality (Dedman)	2017	Don Farr	598	29	
College of Education, Health, & Human Sciences (Anne's College)	2023	Damon Andrew	3,665	441	

* Discontinued in the year noted.

** Absorbed by the College of Fine Arts (formerly College of Visual Arts, Theatre and Dance) in the year noted.

*** Merged to form the new College of Communication and Information in the year noted.

**** Changed name from the College of Visual Arts, Theatre and Dance to the College of Fine Arts in the year noted.

+ The School of Public Administration discontinued as a stand-alone School in 1959 but is currently housed in the College of Social Sciences and Public Policy.

++ The College of Education and the College of Health and Human Sciences merged to form the College of Education, Health, and Human Sciences in the year noted.

Other Academic Divisions of the University

<u>School/College</u>	<u>Founded</u>	<u>Current Dean/Director</u>	<u>Fall 2024 Students</u>	<u>Changes</u>
Undergraduate Studies	1888*	Joe O'Shea	32,256	
Graduate Studies	1905	Mark Riley	10,582	
Panama City (FL) Campus	1967	Randy Hanna	1,382	1982**
Republic of Panama Campus	1957	Carlos Langoni	419	

* Bachelor of Arts & Bachelor of Letters curricula announced in the year noted.

** Administration of the Panama City Campus was transferred to Florida State University in the year noted.

Source: Office of Institutional Research

Governing Boards - Florida State University's Board of Trustees

Florida State University's Board of Trustees

Peter Collins (Chair), of Tampa, is Co-Founder and Managing Principal of Forge Capital Partners, LLC ("Forge"). Mr. Collins directs all private equity activities for Forge and is the CEO of Forge's real estate private equity fund business. Over the last 20 years, Mr. Collins has overseen more than \$1.5 billion of real estate and corporate transactions including over eight million square feet of commercial and residential real estate development/acquisitions/dispositions. Peter is a Trustee of the Florida State University ("FSU") Foundation and recently completed a 2-year term as Chair of the FSU Endowment. Peter is a member of the Executive Committee of the FSU College of Business Board of Governors.

Vivian de las Cuevas-Diaz (Vice Chair), of Miami, was appointed to the Florida State University ("FSU") Board of Trustees by Governor Ron DeSantis on June 10, 2021. She works as an attorney at the Holland & Knight law firm and serves as the firmwide deputy section leader of the Real Estate Section. She received her bachelor's degree from FSU and her law degree from Tulane University. Outside of FSU, de las Cuevas-Diaz serves on the board of the Coral Gables Community Foundation and as a board member of the Miami-Dade Beacon Council.

Maximo Alvarez, born in Havana, Cuba, received his bachelor's degree from Florida State University in 1969 and his master's degree in 1970. Maximo founded Sunshine Gasoline Distributors, Inc, and grew the company from four gas stations to over 300 locations and supplies another 250 branded retail facilities. Because of his humble beginnings, Maximo has always believed in helping the community as well as the industry in which he has spent most of his career. Maximo has been involved in the Florida Petroleum Marketers Association and was elected Chairman of the Board in 2000 and inducted into its Hall of Fame in 2005. Maximo has been married to his wife, Esther, for over forty years, and they have three children.

Kathryn Ballard, of Tallahassee, has a long history of charitable and community work, including service on the Board of Directors of the Florida Special Olympics, the Florida State University College of Human Sciences Board, and the Board of Trustees of the Maclay School of Tallahassee. She also served as Chairman of the Maclay School Capital Campaign. Mrs. Ballard has been honored for Outstanding Achievement by the Florida Trust for Historic Preservation and the Tallahassee/Leon County Historic Preservation Commission for her efforts to restore Tallahassee's historic Lively House. Mrs. Ballard graduated from Florida State University in 1987 with a Bachelor of Science degree from the College of Human Sciences.

Jorge Gonzalez, of Walton County, is the president and chief executive of The St. Joe Company, a Florida-based real estate development and operating company with additional interests in resorts, leisure, and forestry. Jorge holds undergraduate and graduate degrees from Florida State University. He serves or has served on various community, civic, and business-related organizations including the Florida Chamber Board of Directors, Enterprise Florida Board of Directors, Bay Economic Development Alliance (current Chairman), Northwest Florida Manufacturer's Council, Gulf Coast Regional Medical Center, FSU Panama City Development Board (former President), The St. Joe Community Foundation Board of Trustees, and Panama City Beach Chamber Board of Directors. Jorge is married to Pamela, who is also a proud FSU graduate, and they have one son, Jake.

Jim Henderson, of Longwood, is Chairman, CEO, and Founder of AssuredPartners, a national insurance brokerage firm. Prior to establishing AssuredPartners in March of 2011, Jim Henderson brought his insurance expertise to Brown & Brown when he joined the company as its CFO in 1985. Jim served in a variety of roles including President and Chief Operating Officer as well as Vice Chairman. Jim is a graduate of Florida State University with a BSBA in Accounting and Economics. Jim and his wife, Carole, have three children and eight grandchildren that all reside in Florida.

Roxanne Hughes, of Tallahassee, joined the faculty of Florida State University in 2012 as Research faculty at the National High Magnetic Field Laboratory and became an Associate Professor of Science Education in 2024. She is committed to bridging departmental silos and supporting faculty. Her roles at FSU and the MagLab demonstrate her dedication to problem-solving and collaboration. Hughes has extensive experience in STEM education, focusing on STEM identity. Her research has influenced STEM policies and programs, earning her recognition as a Fellow of the AAAS and leadership roles in various organizations. She currently serves as FSU Faculty Senate President.

Peter Jones, of Clearwater, graduated from FSU with a Bachelor of Science in accounting in 1977. He has extensive experience in senior executive roles, including Chairman of Franklin Templeton Institutional, LLC, and President of Franklin Templeton Distributors, Inc. After retirement, he taught finance classes at FSU's study abroad program. In 2018, he was inducted into the FSU College of Business Hall of Fame. Jones has served on various FSU boards and continues to be actively involved. He also chairs the State of Florida Pension Investment Advisory Council and serves as an independent trustee of MFS Investment Management.

Justin Roth, of Miami, FL, is a partner at LINK Public Affairs, where he leads the Washington, D.C. office and provides strategic advice and counsel to clients on public affairs matters. Roth is a seasoned political and policy professional with expertise in legislative strategies, critical domestic policy matters and foreign affairs. He has more than two decades of experience in government affairs and lobbying for multiple trade organizations.

Deborah Sargeant, of Gulf Stream, is a Florida native who spent three years at Florida State University before finishing her bachelor's degree in accounting at California State University Long Beach. She is a former member of the Governor's Mansion Commission and volunteers her time with the Bethesda Hospital Foundation, Cason United Methodist Church, and the Delray Beach Historical Society.

John Thiel, of Florida, is an FSU alumnus and former Merrill Lynch executive. Thiel is a dynamic board director, trusted business advisor, and visionary financial services CEO. During his 28-year career with Merrill Lynch, Thiel served as head of U.S. Global Wealth Management, steering the iconic financial firm through a period of unprecedented change, including its acquisition by Bank of America and overseeing a \$15 billion business with 23,000 employees.

Drew Weatherford, of Tampa, is a Founding Partner of Weatherford Capital, a private investment firm focused on growth equity in tech businesses. Prior to this, Weatherford co-founded Strategos Group, a leading business consultancy and advocacy firm in Florida. Drew led the Florida State University football team for three years as starting quarterback for the Seminoles and graduated with a Bachelor's degree in Finance and Real Estate. He then went on to earn an MBA from Northwestern University.

Carson Dale, of Columbia, Missouri, Florida State University's student body president, is the 13th member of the Board of Trustees.

Online Resource: The Florida State University Board of Trustee's website can be accessed online at trustees.fsu.edu

Governing Boards - State University System

State Board of Education

The mission of the Board of Education is to increase the proficiency of all students within one seamless, efficient system by providing them with the opportunity to expand their knowledge and skills through learning opportunities and research valued by students, parents, and communities, and to maintain an accountability system that measures student progress toward the following goals: highest student achievement, seamless articulation and maximum access, skilled workforce and economic development, and quality efficient services. The eight-member Board, which consists of seven appointed members, plus the automatic inclusion of the Commissioner of Education, are:

Ben Gibson (Chair)	Tallahassee
Ryan Petty (Vice Chair)	Parkland
Manny Diaz, Jr. (Commissioner of Education)	Tallahassee
Esther Byrd	Neptune Beach
Grazie P. Christie	Key Biscayne
Daniel P. Foganholi Sr.	Coral Springs
Kelly Garcia	Tampa
MaryLynn Magar	Tequesta

Online Resource: the website for the Florida Department of Education can be accessed online at: fldoe.org

Florida Board of Governors

The Board of Governors is comprised of seventeen members, fourteen of whom are appointed by the Florida Governor and confirmed by the Florida Senate for a term of seven years. The remaining members include the Chair of the Advisory Council of Faculty Senates, the Commissioner of Education, and the Chair of the Florida Student Association. The Board oversees the operation and management of the Florida public university system's twelve institutions.

The Board of Governors are:

Brian Lamb (Chair)	Tampa
Alan Levine (Vice-Chair)	Naples
Manny Diaz, Jr. (Commissioner of Education)	Tallahassee
Ashley Bell Barnett	Winter Haven
Timothy M. Cerio	Tallahassee
Carson Dale – Student Member	Columbia, Missouri
Kimberly Dunn	Boca Raton
Aubrey Edge	Jacksonville
Patricia Frost	Miami Beach
Carson Good	Orlando
Edward Haddock	Orlando
Ken Jones	Tampa
Charles H. Lydecker	Daytona Beach
Craig Mateer	Orlando
Jose Oliva	Hialeah
Paul Renner	Palm Coast
Eric Silagy	Juno Beach

Online Resource: the website for the Florida Board of Governors can be accessed online at: fbog.edu

Chancellor of Florida's Colleges and Universities

Raymond Rodrigues

Ray Rodrigues is Chancellor of the State University System of Florida. Prior to his appointment as Chancellor, Ray Rodrigues served as the Florida State Senator for District 27 which covers the majority of Lee County. Prior to his service in the State Senate, he was elected and served four terms in the Florida House of Representatives. In his professional career, Ray Rodrigues worked 17 years for Florida Gulf Coast University (FGCU) where he held the positions of Director of Interagency Partnerships, Director of Community Relations, and Business Manager for the College of Arts and Sciences. Ray Rodrigues previously worked a decade for a corporate component of General Electric where he managed their U.S. Import Compliance team.

Online Resource: Read more about the Chancellor online: fbog.edu/about-us/office-of-the-chancellor/chancellor/

Historical Presidents and Current Officers of the University

Presidents of the University Since 1887*

George Edgar	1887 – 1892	Stanley Marshall	1969 – 1976
Alvin Lewis	1892 – 1897	Bernard F. Sliger (Interim President)	1976 – 1977
Albert A. Murphree	1897 – 1909	Bernard F. Sliger	1977 – 1991
Edward Conradi	1909 – 1941	Dale W. Lick	1991 – 1993
Doak S. Campbell	1941 – 1957	Bernard F. Sliger (Interim President)	1993
Albert B. Martin (Acting President)	1957	Talbot “Sandy” D’Alemberte	1994 – 2002
Robert M. Strozier	1957 – 1960	T.K. Wetherell	2003 – 2010
Milton W. Carothers (Acting President)	1960	Eric J. Barron	2010 – 2014
Gordon W. Blackwell	1960 – 1965	Garnett S. Stokes (Interim President)	2014
John E. Champion (Acting President)	1965	John Thrasher	2014 – 2021
John E. Champion	1965 – 1969	Richard McCullough	2021 –
Stanley Marshall (Acting President)	1969		

*Prior to 1887, the school’s executive officer was called the principal.

Source: Office of the President

Online Resource: The Office of the President’s website can be accessed online at president.fsu.edu

President Richard McCullough

Richard McCullough became the 16th president of Florida State University on August 16th, 2021. Prior to joining FSU, McCullough served as vice provost for research and professor of materials science and engineering at Harvard University since 2012. Previously, McCullough spent 22 years at Carnegie Mellon University where he began his academic career as an assistant professor of chemistry in 1990. At Carnegie Mellon, he developed the Greenlighting Start-ups Initiative that exponentially increased the generation of university spin-out companies and corporate engagement, adding to his rich background in entrepreneurship and innovation.

A first-generation college student from Mesquite, Texas, McCullough attended Eastfield Community College before earning a bachelor’s degree in chemistry from the University of Texas at Dallas in 1982 and a doctoral degree in organic chemistry from Johns Hopkins University in 1988. He also spent two years as a postdoctoral fellow at Columbia University in New York.

He and his wife, Jai Vartikar, have two children and two granddaughters.

Cabinet of Florida State University

Provost and Executive Vice President for Academic Affairs	Jim Clark
Senior Vice President for Finance and Administration	Kyle Clark
Vice President and Director of Athletics	Michael Alford
Vice President for Faculty Development and Advancement	Jeannette Taylor
Vice President for Legal Affairs and General Counsel	Carolyn Egan
Vice President of Research	Stacey Patterson
Vice President for Student Affairs	Amy Hecht
Vice President for University Advancement and President, FSU Foundation, Inc.	Marla Vickers
Vice President and Chief of Staff	Marissa Langston
Chief Legislative Affairs Officer	Clay Ingram
Assistant Vice President for University Communications	Dennis Schnittker
Chief Marketing Officer	Susannah Wesley-Ahlschwede



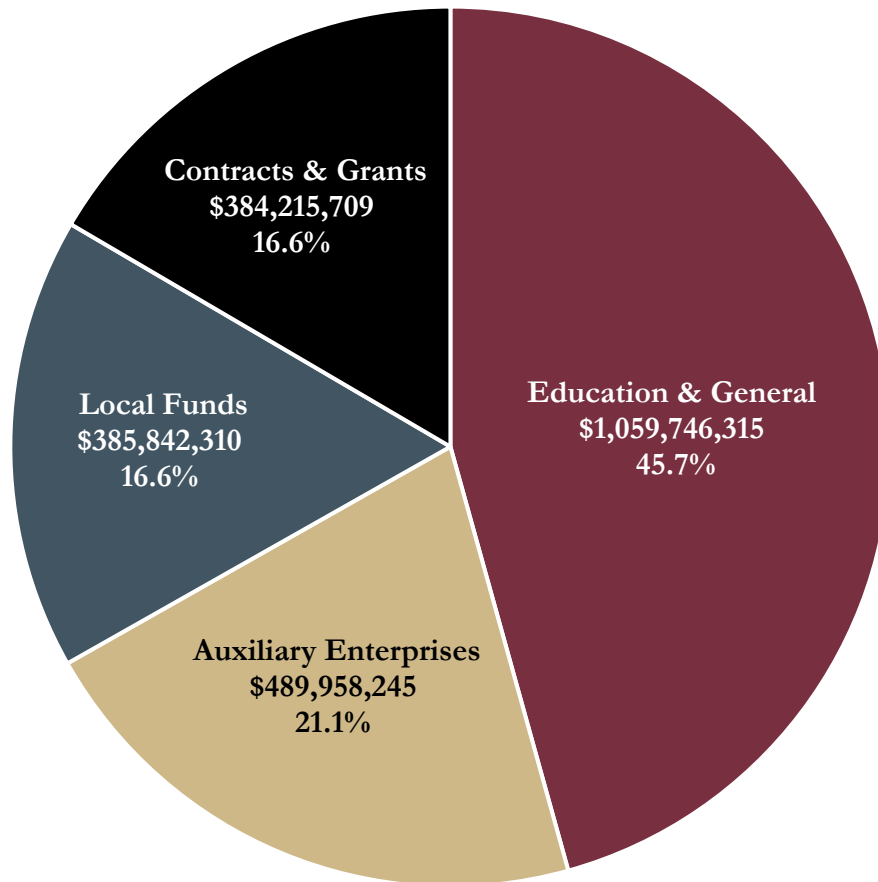
Remembering President Emeritus John Thrasher

December 18, 1943 – May 10, 2025

John Thrasher, who led his beloved alma mater to new heights as Florida State University’s 15th president after a distinguished career in law and public service, will be remembered for his steady leadership, servant’s heart, and abiding faith.

Read the full tribute at johnthrashertribute.fsu.edu.

Operating Budget, 2024-25

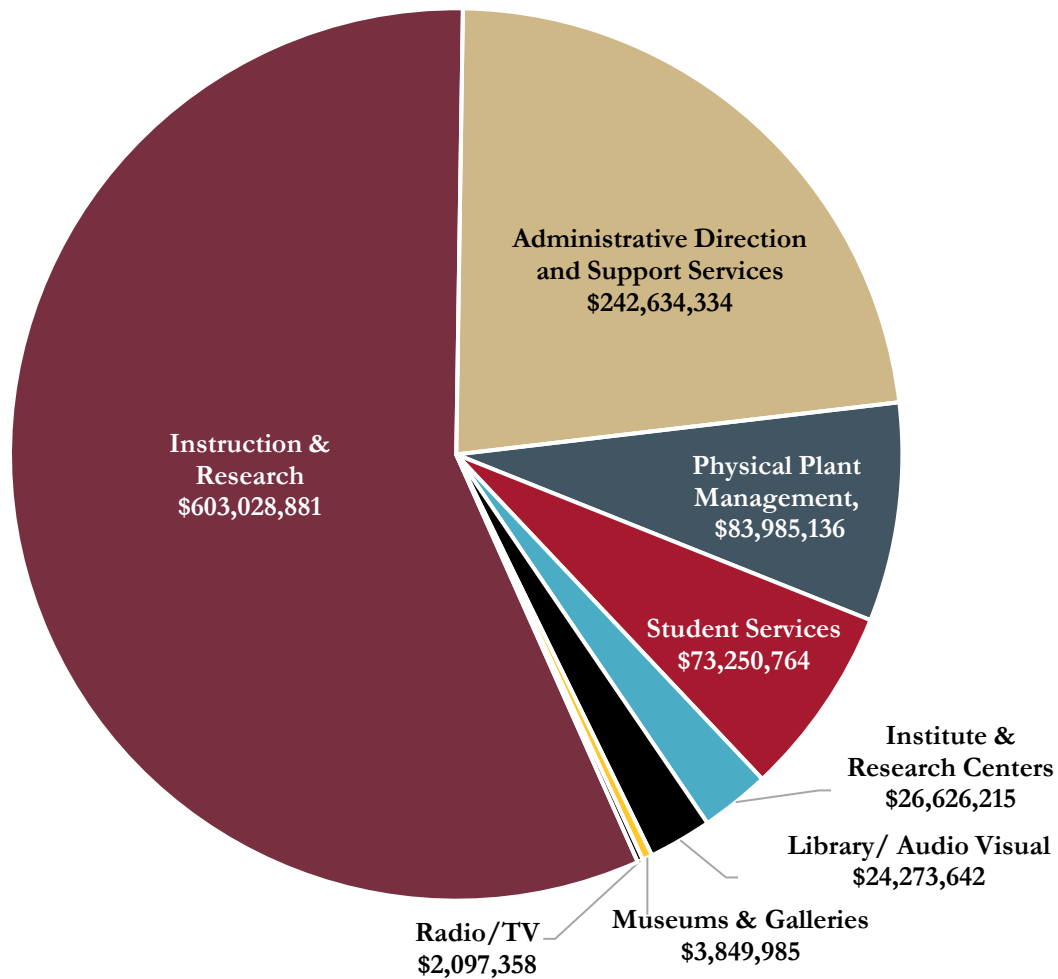


<u>Fund Type</u>	<u>Budget</u>	<u>% of Total</u>
Education and General Total	\$1,059,746,315	45.7%
Non-Medicine	\$987,233,244	
Medicine	\$51,225,921	
FAMU/FSU Engineering	\$21,287,150	
Auxiliary Enterprises Total	\$489,958,245	21.1%
Auxiliary Operations	\$451,634,553	
Debt Services	\$27,292,000	
Florida Medical Practice Plan	\$11,031,692	
Local Funds Total	\$385,842,310	16.6%
Student Activities	\$15,629,778	
Student Financial Aid	\$239,707,089	
Intercollegiate Athletics	\$119,159,812	
Vending	\$618,813	
Technology Fee	\$10,726,818	
Contracts and Grants Total	\$384,215,709	16.6%
Sponsored Research	\$362,910,379	
Developmental Research School	\$21,305,330	
Grand Total	\$2,319,762,579	100.0%

Source: FSU 2024-25 Operating Budget

Online Resource: The Budget Office's website can be accessed online at budget.fsu.edu

Education and General Allocated Resources by Program Component, 2024-25



Florida State University (Non-Medicine)

	<u>Budget</u>	<u>Percentage</u>
Instruction and Research	\$537,306,227	54.4%
Administrative Direction & Support Services	\$239,888,296	24.3%
Physical Plant Management	\$82,417,958	8.3%
Student Services	\$73,227,764	7.4%
Institutes & Research Centers	\$26,626,215	2.7%
Libraries/Audio Visual	\$21,819,441	2.2%
Museums and Galleries	\$3,849,985	0.4%
Radio/TV	\$2,097,358	0.2%
Total	\$987,233,244	100.0%

Florida State University (Medicine)

	<u>Budget</u>	<u>Percentage</u>
Instruction and Research	\$46,056,357	89.9%
Administrative Direction & Support Services	\$2,715,363	5.3%
Libraries/Audio Visual	\$2,454,201	4.8%
Total	\$51,225,921	100.0%

FAMU/FSU College of Engineering

	<u>Budget</u>	<u>Percentage</u>
Instruction and Research	\$19,666,297	92.4%
Physical Plant Management	\$1,567,178	7.4%
Administrative Direction & Support Services	\$30,675	0.1%
Student Services	\$23,000	0.1%
Total	\$21,287,150	100.0%

Source: Florida State University 2024-25 Beginning Operating Budget

Online Resource: The Budget Office's website can be accessed online at budget.fsu.edu

External Sources for Research, Service, and Training Funds

Source of Awards

<u>Source</u>	<u>2021-22</u>	<u>2022-23</u>	<u>2023-24</u>
Federal Government	\$238,732,497	\$234,241,525	\$241,112,721
Percent of Total Awards	83.0%	77.6%	58.0%
Corporation for National & Community Services	\$141,000	\$187,500	\$171,000
Environmental Protection Agency	\$636,852	\$0	\$2,666,347
Federal Emergency Management Agency	\$0	\$0	\$1,466,070
General Services Administration	\$15,672	\$296,864	\$0
Health & Human Services	\$57,544,063	\$80,490,146	\$79,600,246
National Aeronautics & Space Administration	\$5,155,226	\$3,474,100	\$4,359,529
National Foundation on the Arts & Humanities	\$150,903	\$503,735	\$1,417,122
National Science Foundation	\$83,392,116	\$70,291,626	\$69,607,389
Peace Corps	\$48,298	\$25,241	\$0
U.S. Department of Agriculture	\$1,097,126	\$1,151,435	\$758,501
U.S. Department of Commerce	\$2,128,672	\$2,235,859	\$1,994,952
U.S. Department of Defense	\$27,671,320	\$18,833,439	\$22,287,519
U.S. Department of Education	\$32,722,645	\$27,431,901	\$25,478,120
U.S. Department of Energy	\$10,461,577	\$12,452,255	\$16,746,438
U.S. Department of Housing & Urban Development	\$348,898	\$0	\$0
U.S. Department of Interior	\$514,946	\$960,329	\$712,656
U.S. Department of Justice	\$1,096,347	\$1,275,435	\$4,128,426
U.S. Department of State*	\$6,122,323	\$530,000	\$0
U.S. Agency for International Development*	-	\$10,121,641	\$4,641,024
U.S. Department of Transportation	\$2,503,730	\$3,229,033	\$3,120,778
U.S. Department of the Treasury	\$760,000	\$401,972	\$1,357,640
U.S. Department of Veterans Affairs	\$144,615	\$224,011	\$160,961
Other Government Agencies	\$6,076,169	\$125,001	\$438,003
State/Local Government	\$24,820,817	\$45,874,530	\$52,258,270
Percent of Total Awards	8.6%	15.2%	12.6%
Private and Other Sources	\$23,813,306	\$21,881,048	\$122,337,842
Percent of Total Awards	8.3%	7.2%	29.4%

Total Awards **\$287,366,620** **\$301,997,102** **\$415,708,832**

*U.S. Agency for International Development was included within the U.S. Department of State total prior to 2022-23

General Information on Research Activities

<u>Research Activity</u>	<u>2021-22</u>	<u>2022-23</u>	<u>2023-24</u>
Proposals Submitted to Prospective Funding Agencies	1,304	1,321	1,452
New Contract or Grant Awards Received	613	552	523
Extensions or Renewals, Continuations, Supplements of Existing Projects	552	632	617
Projects Active During the Fiscal Year	1,763	1,977	1,950
Applications for Copyrights Submitted	2	13	14
Copyrights Granted	3	10	19
Applications for U.S. Patents Submitted*	81	106	93
U.S. Patents Granted	29	35	43

*These numbers indicate U.S. patents only. There have been additional foreign patents applied for and granted.

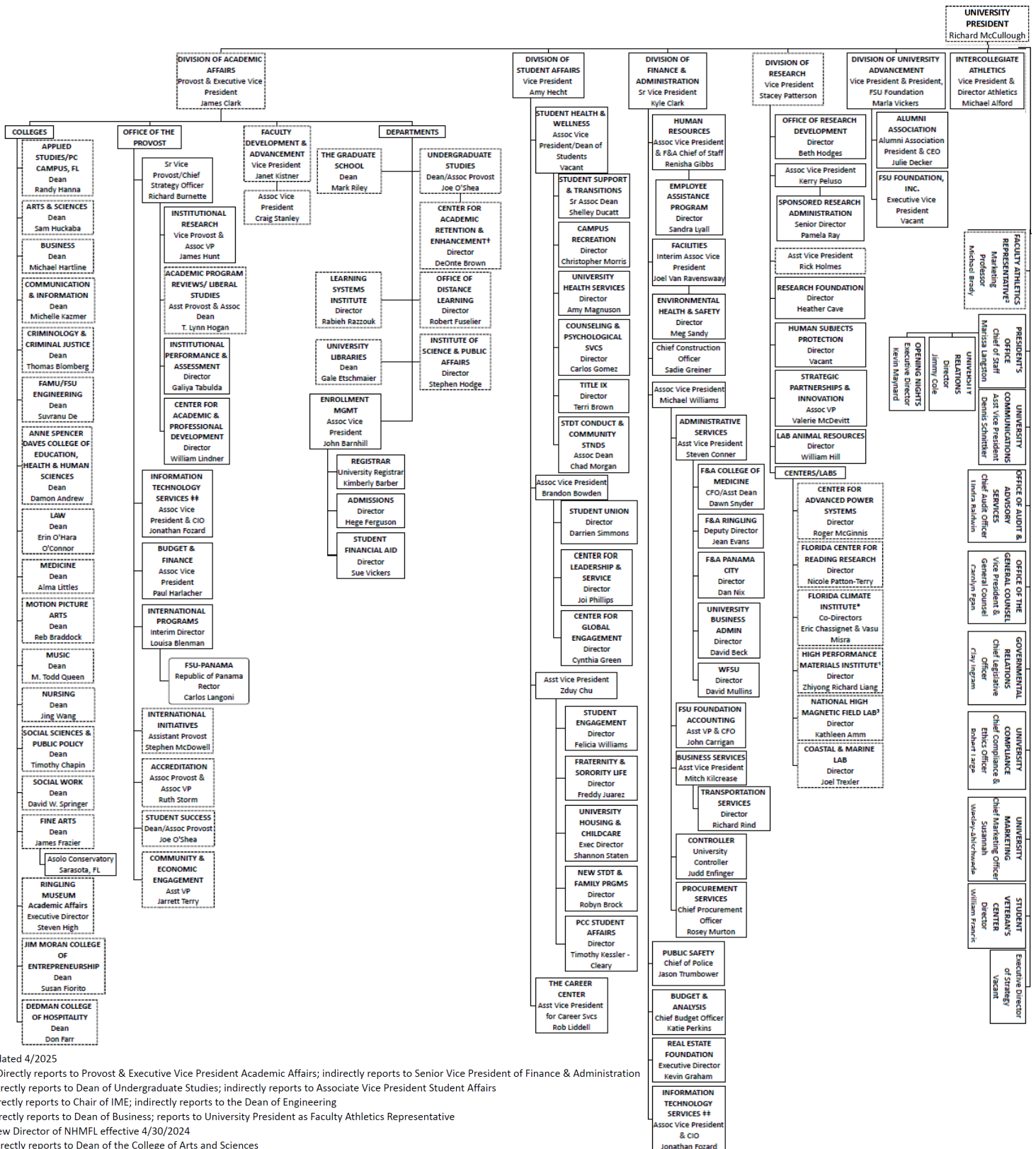
Source: Annual Report on Contracts and Grants

Online Resource: The Division of Sponsored Research's website can be accessed online at research.fsu.edu/contractsgrants/

Organizational Chart

FLORIDA STATE UNIVERSITY
University Leadership

BOARD OF
TRUSTEES



Updated 4/2025

** Directly reports to Provost & Executive Vice President Academic Affairs; indirectly reports to Senior Vice President of Finance & Administration

† Directly reports to Dean of Undergraduate Studies; indirectly reports to Associate Vice President Student Affairs

¹ Directly reports to Chair of IME; indirectly reports to the Dean of Engineering

² Directly reports to Dean of Business; reports to University President as Faculty Athletics Representative

³ New Director of NHMFL effective 4/30/2024

* Directly reports to Dean of the College of Arts and Sciences

Online Resource: View this organizational chart online at: hr.fsu.edu/sections/compensation-services/university-organization-charts

Tallahassee/Leon County, Florida

Brief History of the State of Florida and the City of Tallahassee

Thousands of years of Native American culture preceded the European discovery of the Florida peninsula. An estimated 100,000 Native Americans were living here at the time of its discovery by Juan Ponce de Leon in early 1513. As Ponce de Leon's arrival coincided with the Spring Pascua Florida festivities in Spain, he named the new land "Florida," which meant "filled with flowers." La Florida was also explored by another Spanish adventurer – Hernando de Soto. It is believed that de Soto and his army of over 600 men spent the winter of 1539-40 in an abandoned Apalachee Indian village located in what is now the city of Tallahassee.

Prior to 1821, Florida had consisted of two Spanish colonies that were ceded to Great Britain in the settlement of the Seven Years' War (1756-1763). In 1821, President James Monroe appointed Andrew Jackson as territorial governor. One of the new governor's first acts was to organize the territory into two counties, Escambia and St. Johns, with the Suwannee River serving as the dividing line. (In 1822, two more counties were added – Duval in the east and Jackson in the west). The legislative council met at Pensacola, the capital of West Florida, in 1822, and at St. Augustine, the capital of East Florida, in 1823. As these two settlements of the territory were separated by 400 miles of wilderness, it was desirable to select a central site as a capital. Two commissioners appointed by Governor William Pope Duval selected the then uninhabited area known as Tallahassee as the site for the permanent capital and the governor proclaimed it the capital on March 4, 1824. The territorial council met there for the first time in November of that year. Tallahassee had been the site of indigenous settlements prior to and during the Colonial Era. Its name is an Apalachee Tribe phrase generally believed to mean "old town" or "old fields." Florida was admitted to the union as the 27th state on March 3, 1845.

Population Statistics

According to the latest U.S. Census estimates, Florida ranks 3rd in population in the United States of America, Leon county ranks 23rd in population in the state of Florida, and Tallahassee is the 9th largest city in the state.

<u>Metric</u>	<u>Tallahassee</u>	<u>Leon County</u>	<u>Florida</u>	<u>United States</u>
Population 2023 (estimated U.S. Census)	202,221	296,913	22,610,726	334,914,895
Population 2020 (actual U.S. Census)	196,169	292,198	21,538,187	331,449,281
Male	47.4%	47.4%	49.2%	49.5%
Female	52.6%	52.6%	50.8%	50.5%
White	50.5%	56.1%	57.7%	61.1%
African American	35.0%	30.4%	15.1%	12.4%
Asian	4.5%	3.6%	3.0%	6.0%
American Indian/Alaskan Native	0.3%	0.3%	0.4%	1.1%
Native Hawaiian/Pacific Islander	0.1%	0.1%	0.1%	0.2%
Two or More Races	7.5%	7.4%	16.5%	10.2%
Other	2.2%	2.1%	7.3%	8.4%
Hispanic or Latino (of any race)	8.5%	7.8%	26.8%	18.7%
Bachelor's Degree or Higher	49.2%	47.1%	31.5%	33.7%

Source: United States Census Bureau

Tallahassee/Leon County Weather Facts

The average annual mean temperature in Tallahassee is 68.5°F; the average annual high temperature is 79.7°F, and the average annual low temperature is 57.2°F (based on 1991-2020 for the Tallahassee International Airport). July is typically the hottest month, with an average high temperature of 92.1°F and an average low temperature of 73.0°F. January is the coldest month, with an average high and low temperature of 63.9°F and 40.5°F, respectively. The official record-high temperature is 105°F, which was observed on June 15, 2011. The official record-low temperature is -2°F, which was observed on February 13, 1899, which gives Tallahassee the distinction of being the only location in Florida ever to have recorded a sub-zero temperature. Since that morning in 1899, the lowest temperature recorded in the modern historical record since 1940 was 6°F on January 21, 1985.


The average annual total rainfall is 58.81 inches. June typically ranks as the wettest month, with an average monthly rainfall total of 7.76 inches, and November ranks as the driest month with an average monthly rainfall total of 3.10 inches. Summer is the wettest season, and autumn is the driest on average. The record 24-hour rainfall total in Tallahassee is 10.13 inches, which was observed on June 11-12, 2001. The average annual snowfall is less than a trace. Although snow flurries are seen every few years on average, measurable snow (0.1 inches or greater, by definition) is seldom observed, having occurred eleven times since 1938. The largest snowfall ever observed was 2.8 inches on February 12-13, 1958. Snow last occurred on January 21-22, 2025 when 1.9 inches was reported, which is the second highest snowfall on record in Tallahassee. This most recent snowfall event undoubtedly set a new state snowfall record for Florida, with 10 inches reported near Jay and 9.8 inches in Milton. An official new record will be made once the observations are reviewed and a station is confirmed as holding the new state record.

In 2024, temperatures in Tallahassee ranged from a minimum of 25°F (in January and December) to a maximum of 101°F (in June and September). The mean annual temperature was 71.0°F, which ties as the fourth warmest year on record in Tallahassee. Summer 2024 (June-August) tied as the second hottest summer on record with a mean temperature of 84.8°F (tied with 2011). There was a total of 18 freezes that occurred in 2024, which is below the long-term average for annual freezes for the tenth year in a row (since 2014). The total annual rainfall was 62.46 inches, which ranks as the 32nd wettest year on record since 1940. On May 10, a line of thunderstorms spawned two EF-2 tornadoes that moved through the heart of Tallahassee and caused significant damage. While tornadoes occur every two to three years on average, tornado outbreaks with two or more tornadoes have only been reported a few times in the modern historical record since 1945. The last time Tallahassee experienced two F-2 tornadoes was March 28, 1972.

Source: Florida Climate Center/Center for Ocean-Atmospheric Prediction Studies. Online resource: coaps.fsu.edu

Students

International Genetically Engineered Machine team wins gold in Paris for rare disease research



FSU's First Year and First Semester Abroad programs welcome largest class to date



Photos and stories from: news.fsu.edu

Top left: FSU's iGEM team poses for a group photo during the 2024 iGEM Grand Jamboree in Paris (Photo courtesy of FSU iGEM)

Bottom left: (Photo courtesy of FSU International Programs)

Top right: FSU students came together to give back to the community as part of FSU's 37th MLK Week (Photo courtesy of Department of Student Engagement)

Middle right: Grace Hickey and Kaya Simmons, two students from Florida State University's College of Arts and Sciences, have been awarded the 2025 Barry Goldwater Scholarship.

Bottom right: Eight Florida State University students are out in the world creating connections and learning new skills through the Fulbright Program. Nella Delva in Germany; Samuel Granoff, France; JiaQi Trescott, Taiwan; Vashalice Kaaba, Kenya; Korrin Sheahan, Greece; Danielle Wirsansky, Israel; Sydney Cole, Belgium; and Shovik Saha, England.

FSU students engage in day of service and give back to local community as part of MLK Week



Two Florida State University students awarded prestigious 2025 Barry Goldwater Scholarships



Eight FSU students engage in global exchanges through the Fulbright Program



Student Characteristics, Fall 2024

HIGHLIGHTS

- Enrollment was 44,308: 32,356 (73.0%) undergraduates, 10,711 (24.2%) graduate/professional, 1,241 (2.8%) unclassified
- 78.7% of all students were Floridians; 92.1% were from the United States
- Seventeen Florida counties contributed over 500 students each (in descending order): Leon, Miami-Dade, Broward, Hillsborough, Palm Beach, Orange, Duval, Pinellas, St. John's, Bay, Seminole, Brevard, Sarasota, Lee, Pasco, Collier, & Manatee
- Students from all 50 states and the District of Columbia were in attendance
- Twenty-one states contributed 100 or more students each (in descending order): Florida, Georgia, New Jersey, New York, Texas, Illinois, Pennsylvania, North Carolina, Virginia, Tennessee, Maryland, California, Ohio, Alabama, South Carolina, Colorado, Massachusetts, Michigan, Connecticut, Missouri, & Louisiana
- Twenty foreign countries contributed 40+ students: India, Panama, China, South Korea, Brazil, Venezuela, Bangladesh, Nigeria, Canada, Japan, Colombia, Iran, United Kingdom, Vietnam, Jamaica, Ghana, Mexico, Italy, Cuba, & Pakistan
- Women accounted for 57.8 percent of the total enrollment
- Racial/ethnic minorities, including students who reported two or more races, made up 38.0% of the student enrollment who reported ethnicity. Of those 16,593 students, 55.8% were Hispanic/Latino, 22.5% Black/African American, 10.1% Asian, 0.3% American Indian/Alaska Native, 0.1% Native Hawaiian/Other Pacific Islander, 11.2% Two or More Races
- International students comprise 6.3% of students enrolled in Fall 2024; the race/ethnicity of 1.6% of students is unknown
- Average age of all students was 23.1 years; of undergraduates, 20.6; of graduates, 30.2; of unclassified students, 26.0
- Students enrolled full-time represented 81.7 percent of those in attendance
- The middle 50% high school GPA for the Summer/Fall 2024 first-time-in-college (FTIC) class was 4.1-4.5; middle 50% SAT scores, 1290-1400; middle 50% ACT composite scores, 29-32
- 78,272 applications were received for students applying for admission as FTIC students in Summer/Fall 2024; 18,954 were admitted and 5,855 enrolled
- In Fall 2024, 150 National Merit Scholars enrolled, including 49 FTIC students and 101 other undergraduates. Historical counts of National Merit, Achievement, and Hispanic Scholars can be found in previous editions of the Fact Book
- Of undergraduate degree-seeking students, 82.4% received any financial aid (need-based, merit-based, gift aid, etc.)
- The Summer/Fall 2022 FTIC cohort returned to the university in 2023-2024 at a rate of 96.0%
- Since the Goldwater Scholarship and Excellence in Education Program was established by Congress in 1986, a total of thirty-five students from Florida State University have been honored:

1990: Michael Owens	2001: Daniel Roberts	2020: Jessica Dixon
1992: Krishna Nayak	2002: Dan Warren	2021: Trystan Loustau
1994: James Thompson	2002: Keola Wierschem	2021: Jessica Moser
1995: William Huttner	2007: Priya Pal	2021: Kylee Hillman
1995: Darren Oldson	2008: Rebecca Stone	2022: Dhenu Patel
1996: Gabriel Bouch	2009: Alan Kuhnle	2022: Sophie Allen
1998: Jenifer Austin	2010: Vivek Pal	2023: Nicole Povelikin
1998: Frederick Hankins	2010: Kristen Ramsey	2023: Jack Lyons
1999: Minesh Bacrania	2012: Daniel Stribling	2024: Shaheed Perez
2000: Johan Gonzalez	2013: Matthew Vedrin	2025: Grace Hickey
2000: Christina Oberlin	2015: Molly Gordon	2025: Kaya Simmons
2001: Ronald Hills	2019: Shae Machlus	

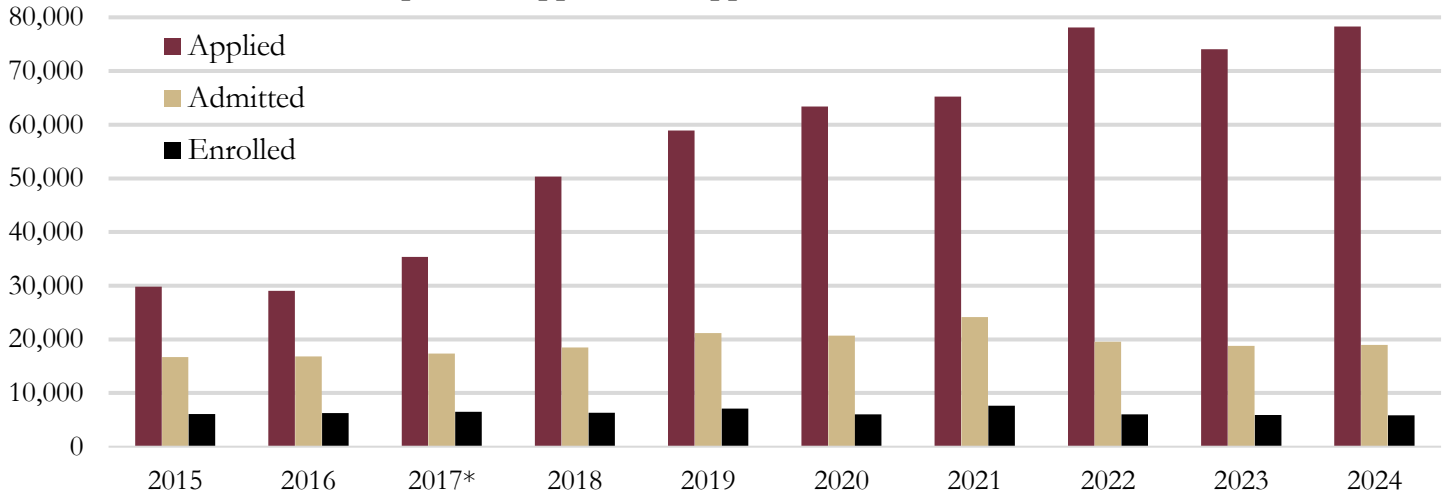
- Standard tuition and fees charged for one credit hour in 2024-25 (does not include \$25 per semester student affairs facility use/FSUCard fee):

<u>Student Level</u>	<u>Florida Residents</u>	<u>Non-Florida Residents</u>
Undergraduate	\$215.55	\$721.10
Graduate	\$479.32	\$1,110.72
Law	\$688.11	\$1,355.18
Medical (per term - Years 1, 3, 4)	\$8,536.86	\$20,053.93
Medical (per term - Year 2)	\$12,805.30	\$30,080.89

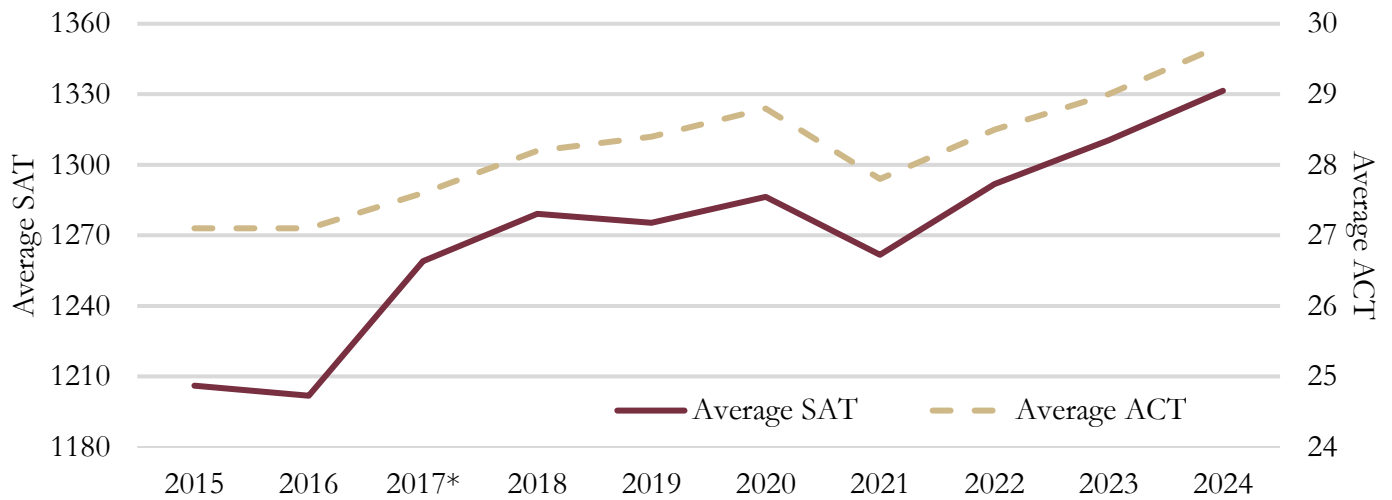
Source: Fall Preliminary Student Instruction File (SIFP)

First-Time-in-College (FTIC) Admission Statistics, 2015-2024

Unduplicated Applicants - Applied, Admitted, and Enrolled



Average SAT and ACT Scores of Enrolled Summer/Fall 2024 FTICs



Year	Unduplicated Applicants			Enrolled Students				
	Applied	Admitted	Enrolled	Number Taking SAT	Average SAT 2	Average SAT 3	Number Taking ACT	Average ACT
Summer/ Fall 2015	29,828	16,674	6,100	2,493	1206.1	1804.5	3,607	27.1
2016	29,027	16,840	6,282	2,400	1201.8	1797.0	3,882	27.1
2017	35,334	17,381	6,523	2,448	1259.0*		4,075	27.6
2018	50,314	18,504	6,324	4,106	1279.1*		2,219	28.2
2019	58,936	21,202	7,106	4,967	1275.4*		2,139	28.4
2020	63,691	20,668	6,009	3,916	1286.4*		2,093	28.8
2021	65,235	24,183	7,619	4,916	1261.7*		2,703	27.8
2022	78,088	19,552	6,033	4,107	1291.8*		1,926	28.5
2023	74,038	18,793	5,890	3,890	1310.5*		1,908	29.0
2024	78,272	18,954	5,855	3,487	1331.5*		1,968	29.7

* Beginning in 2017, the SAT test was re-designed. There is no longer a separate writing component. The scores have not been concorded.

Note: Applied consists of unduplicated applications for the summer and fall terms. Enrolled students are FTICs attending in the fall semester or the previous summer who continue into the fall.

New Student Headcount by Residency

Student Type	2022-23				2023-24				2024-25			
	Summer	Fall	Spring	Year	Summer	Fall	Spring	Year	Summer	Fall	Spring	Year
FTICs												
In-state	2,186	2,974	12	5,172	2,355	2,648	18	5,021	2,415	2,350	27	4,792
Out-of-State	<u>196</u>	<u>679</u>	<u>8</u>	<u>883</u>	<u>201</u>	<u>692</u>	<u>19</u>	<u>912</u>	<u>176</u>	<u>926</u>	<u>15</u>	<u>1,117</u>
Total	2,382	3,653	20	6,055	2,556	3,340	37	5,933	2,591	3,276	42	5,909
Transfers-Florida Community/State College with AA												
In-state	170	1,058	543	1,771	176	1,104	554	1,834	199	1,449	679	2,327
Out-of-State	<u>4</u>	<u>42</u>	<u>13</u>	<u>59</u>	<u>8</u>	<u>49</u>	<u>26</u>	<u>83</u>	<u>8</u>	<u>57</u>	<u>26</u>	<u>91</u>
Total	174	1,100	556	1,830	184	1,153	580	1,917	207	1,506	705	2,418
Transfers-Florida Community/State College w/out AA												
In-state	13	126	338	477	18	123	746	887	10	123	1,087	1,220
Out-of-State	<u>0</u>	<u>7</u>	<u>41</u>	<u>48</u>	<u>1</u>	<u>10</u>	<u>77</u>	<u>88</u>	<u>0</u>	<u>8</u>	<u>75</u>	<u>83</u>
Total	13	133	379	525	19	133	823	975	10	131	1,162	1,303
Transfers-Others												
In-state	27	259	137	423	49	238	99	386	45	272	89	406
Out-of-State	<u>12</u>	<u>137</u>	<u>33</u>	<u>182</u>	<u>13</u>	<u>109</u>	<u>43</u>	<u>165</u>	<u>16</u>	<u>122</u>	<u>52</u>	<u>190</u>
Total	39	396	170	605	62	347	142	551	61	394	141	596
Transfers-Total												
In-state	210	1,443	1,018	2,671	243	1,465	1,399	3,107	254	1,844	1,855	3,953
Out-of-State	<u>16</u>	<u>186</u>	<u>87</u>	<u>289</u>	<u>22</u>	<u>168</u>	<u>146</u>	<u>336</u>	<u>24</u>	<u>187</u>	<u>153</u>	<u>364</u>
Total	226	1,629	1,105	2,960	265	1,633	1,545	3,443	278	2,031	2,008	4,317
Seeking a Second Baccalaureate												
In-state	21	45	45	111	43	49	46	138	33	63	51	147
Out-of-State	<u>9</u>	<u>11</u>	<u>10</u>	<u>30</u>	<u>3</u>	<u>8</u>	<u>14</u>	<u>25</u>	<u>6</u>	<u>14</u>	<u>7</u>	<u>27</u>
Total	30	56	55	141	46	57	60	163	39	77	58	174
Undergraduate Total												
In-state	2,417	4,462	1,075	7,954	2,641	4,162	1,463	8,266	2,702	4,257	1,933	8,892
Out-of-State	<u>221</u>	<u>876</u>	<u>105</u>	<u>1,202</u>	<u>226</u>	<u>868</u>	<u>179</u>	<u>1,273</u>	<u>206</u>	<u>1,127</u>	<u>175</u>	<u>1,508</u>
Total	2,638	5,338	1,180	9,156	2,867	5,030	1,642	9,539	2,908	5,384	2,108	10,400
Law (JD-seeking)												
In-state	2	99	2	103	1	119	2	122	0	106	2	108
Out-of-State	<u>1</u>	<u>36</u>	<u>0</u>	<u>37</u>	<u>1</u>	<u>38</u>	<u>1</u>	<u>40</u>	<u>0</u>	<u>47</u>	<u>0</u>	<u>47</u>
Total	3	135	2	140	2	157	3	162	0	153	2	155
Medicine (MD-seeking)												
In-state	119	0	0	119	118	0	0	118	120	0	0	120
Out-of-State	<u>1</u>	<u>0</u>	<u>0</u>	<u>1</u>	<u>2</u>	<u>0</u>	<u>0</u>	<u>2</u>	<u>0</u>	<u>0</u>	<u>0</u>	<u>0</u>
Total	120	0	0	120	120	0	0	120	120	0	0	120
Graduate (excludes JD, MD)												
In-state	554	1,565	519	2,638	550	1,750	566	2,866	585	2,130	614	3,329
Out-of-State	<u>178</u>	<u>641</u>	<u>183</u>	<u>1,002</u>	<u>147</u>	<u>1,054</u>	<u>224</u>	<u>1,425</u>	<u>187</u>	<u>809</u>	<u>181</u>	<u>1,177</u>
Total	732	2,206	702	3,640	697	2,804	790	4,291	772	2,939	795	4,506
Graduate Total												
In-state	675	1,664	521	2,860	669	1,869	568	3,106	705	2,236	616	3,557
Out-of-State	<u>180</u>	<u>677</u>	<u>183</u>	<u>1,040</u>	<u>150</u>	<u>1,092</u>	<u>225</u>	<u>1,467</u>	<u>187</u>	<u>856</u>	<u>181</u>	<u>1,224</u>
Total	855	2,341	704	3,900	819	2,961	793	4,573	892	3,092	797	4,781
Total All Students												
In-state	3,092	6,126	1,596	10,814	3,310	6,031	2,031	11,372	3,407	6,493	2,549	12,449
Out-of-State	<u>401</u>	<u>1,553</u>	<u>288</u>	<u>2,242</u>	<u>376</u>	<u>1,960</u>	<u>404</u>	<u>2,740</u>	<u>393</u>	<u>1,983</u>	<u>356</u>	<u>2,732</u>
Total	3,493	7,679	1,884	13,056	3,686	7,991	2,435	14,112	3,800	8,476	2,905	15,181

Source: Final Student Instruction (SIF) files

New Student Distribution by Residency

Student Type	2022-23				2023-24				2024-25			
	Summer	Fall	Spring	Year	Summer	Fall	Spring	Year	Summer	Fall	Spring	Year
FTICs												
In-state	91.8%	81.4%	60.0%	85.4%	92.1%	79.3%	48.6%	84.6%	93.2%	71.7%	64.3%	81.1%
Out-of-State	<u>8.2%</u>	<u>18.6%</u>	<u>40.0%</u>	<u>14.6%</u>	<u>7.9%</u>	<u>20.7%</u>	<u>51.4%</u>	<u>15.4%</u>	<u>6.8%</u>	<u>28.3%</u>	<u>35.7%</u>	<u>18.9%</u>
Total	100.0%	100.0%	100.0%	100.0%	100.0%	100.0%	100.0%	100.0%	100.0%	100.0%	100.0%	100.0%
Transfers-Florida Community/State College with AA												
In-state	97.7%	96.2%	97.7%	96.8%	95.7%	95.8%	95.5%	95.7%	96.1%	96.2%	96.3%	96.2%
Out-of-State	<u>2.3%</u>	<u>3.8%</u>	<u>2.3%</u>	<u>3.2%</u>	<u>4.3%</u>	<u>4.2%</u>	<u>4.5%</u>	<u>4.3%</u>	<u>3.9%</u>	<u>3.8%</u>	<u>3.7%</u>	<u>3.8%</u>
Total	100.0%	100.0%	100.0%	100.0%	100.0%	100.0%	100.0%	100.0%	100.0%	100.0%	100.0%	100.0%
Transfers-Florida Community/State College w/out AA												
In-state	100.0%	94.7%	89.2%	90.9%	94.7%	92.5%	90.6%	91.0%	100.0%	93.9%	93.5%	93.6%
Out-of-State	<u>0.0%</u>	<u>5.3%</u>	<u>10.8%</u>	<u>9.1%</u>	<u>5.3%</u>	<u>7.5%</u>	<u>9.4%</u>	<u>9.0%</u>	<u>0.0%</u>	<u>6.1%</u>	<u>6.5%</u>	<u>6.4%</u>
Total	100.0%	100.0%	100.0%	100.0%	100.0%	100.0%	100.0%	100.0%	100.0%	100.0%	100.0%	100.0%
Transfers-Others												
In-state	69.2%	65.4%	80.6%	69.9%	79.0%	68.6%	69.7%	70.1%	73.8%	69.0%	63.1%	68.1%
Out-of-State	<u>30.8%</u>	<u>34.6%</u>	<u>19.4%</u>	<u>30.1%</u>	<u>21.0%</u>	<u>31.4%</u>	<u>30.3%</u>	<u>29.9%</u>	<u>26.2%</u>	<u>31.0%</u>	<u>36.9%</u>	<u>31.9%</u>
Total	100.0%	100.0%	100.0%	100.0%	100.0%	100.0%	100.0%	100.0%	100.0%	100.0%	100.0%	100.0%
Transfers-Total												
In-state	92.9%	88.6%	92.1%	90.2%	91.7%	89.7%	90.6%	90.2%	91.4%	90.8%	92.4%	91.6%
Out-of-State	<u>7.1%</u>	<u>11.4%</u>	<u>7.9%</u>	<u>9.8%</u>	<u>8.3%</u>	<u>10.3%</u>	<u>9.4%</u>	<u>9.8%</u>	<u>8.6%</u>	<u>9.2%</u>	<u>7.6%</u>	<u>8.4%</u>
Total	100.0%	100.0%	100.0%	100.0%	100.0%	100.0%	100.0%	100.0%	100.0%	100.0%	100.0%	100.0%
Seeking a Second Baccalaureate												
In-state	70.0%	80.4%	81.8%	78.7%	93.5%	86.0%	76.7%	84.7%	84.6%	81.8%	87.9%	84.5%
Out-of-State	<u>30.0%</u>	<u>19.6%</u>	<u>18.2%</u>	<u>21.3%</u>	<u>6.5%</u>	<u>14.0%</u>	<u>23.3%</u>	<u>15.3%</u>	<u>15.4%</u>	<u>18.2%</u>	<u>12.1%</u>	<u>15.5%</u>
Total	100.0%	100.0%	100.0%	100.0%	100.0%	100.0%	100.0%	100.0%	100.0%	100.0%	100.0%	100.0%
Undergraduate Total												
In-state	91.6%	83.6%	91.1%	86.9%	92.1%	82.7%	89.1%	86.7%	92.9%	79.1%	91.7%	85.5%
Out-of-State	<u>8.4%</u>	<u>11.5%</u>	<u>8.7%</u>	<u>9.6%</u>	<u>7.9%</u>	<u>17.3%</u>	<u>10.9%</u>	<u>13.3%</u>	<u>7.1%</u>	<u>20.9%</u>	<u>8.3%</u>	<u>14.5%</u>
Total	100.0%	100.0%	100.0%	100.0%	100.0%	100.0%	100.0%	100.0%	100.0%	100.0%	100.0%	100.0%
Law (JD-seeking)												
In-state	66.7%	73.3%	100.0%	73.6%	50.0%	75.8%	66.7%	75.3%	0.0%	69.3%	100.0%	69.7%
Out-of-State	<u>33.3%</u>	<u>26.7%</u>	<u>0.0%</u>	<u>26.4%</u>	<u>50.0%</u>	<u>24.2%</u>	<u>33.3%</u>	<u>24.7%</u>	<u>0.0%</u>	<u>30.7%</u>	<u>0.0%</u>	<u>30.3%</u>
Total	100.0%	100.0%	100.0%	100.0%	100.0%	100.0%	100.0%	100.0%	0.0%	100.0%	100.0%	100.0%
Medicine (MD-seeking)												
In-state	99.2%	0.0%	0.0%	99.2%	98.3%	0.0%	0.0%	98.3%	100.0%	0.0%	0.0%	100.0%
Out-of-State	<u>0.8%</u>	<u>0.0%</u>	<u>0.0%</u>	<u>0.8%</u>	<u>1.7%</u>	<u>0.0%</u>	<u>0.0%</u>	<u>1.7%</u>	<u>0.0%</u>	<u>0.0%</u>	<u>0.0%</u>	<u>0.0%</u>
Total	100.0%	0.0%	0.0%	100.0%	100.0%	0.0%	0.0%	100.0%	100.0%	0.0%	0.0%	100.0%
Graduate (excludes Professional)												
In-state	75.7%	70.9%	73.9%	72.5%	78.9%	62.4%	71.6%	66.8%	75.8%	72.5%	77.2%	73.9%
Out-of-State	<u>24.3%</u>	<u>29.1%</u>	<u>26.1%</u>	<u>27.5%</u>	<u>21.1%</u>	<u>37.6%</u>	<u>28.4%</u>	<u>33.2%</u>	<u>24.2%</u>	<u>27.5%</u>	<u>22.8%</u>	<u>26.1%</u>
Total	100.0%	100.0%	100.0%	100.0%	100.0%	100.0%	100.0%	100.0%	100.0%	100.0%	100.0%	100.0%
Graduate Total												
In-state	78.9%	71.1%	74.0%	73.3%	81.7%	63.1%	71.6%	67.9%	79.0%	72.3%	77.3%	74.4%
Out-of-State	<u>21.1%</u>	<u>28.9%</u>	<u>26.0%</u>	<u>26.7%</u>	<u>18.3%</u>	<u>36.9%</u>	<u>28.4%</u>	<u>32.1%</u>	<u>21.0%</u>	<u>27.7%</u>	<u>22.7%</u>	<u>25.6%</u>
Total	100.0%	100.0%	100.0%	100.0%	100.0%	100.0%	100.0%	100.0%	100.0%	100.0%	100.0%	100.0%
Total All Students												
In-state	88.5%	79.8%	84.7%	82.8%	89.8%	75.5%	83.4%	80.6%	89.7%	76.6%	87.7%	82.0%
Out-of-State	<u>11.5%</u>	<u>20.2%</u>	<u>15.3%</u>	<u>17.2%</u>	<u>10.2%</u>	<u>24.5%</u>	<u>16.6%</u>	<u>19.4%</u>	<u>10.3%</u>	<u>23.4%</u>	<u>12.3%</u>	<u>18.0%</u>
Total	100.0%	100.0%	100.0%	100.0%	100.0%	100.0%	100.0%	100.0%	100.0%	100.0%	100.0%	100.0%

Source: Final Student Instruction (SIF) files

Headcount Enrollment, Fall Semesters

By Gender	<u>2020</u>			<u>2021</u>			<u>2022</u>			<u>2023</u>			<u>2024</u>		
Female	25,379	57.7%		26,449	58.1%		26,007	58.3%		25,298	57.9%		25,592	57.8%	
Male	18,574	42.3%		19,042	41.9%		18,590	41.7%		18,403	42.1%		18,712	42.2%	
Unknown	-			<u>2</u>	0.0+%		<u>0</u>	0.0%		<u>0</u>	0.0%		<u>4</u>	0.0+%	
Total	43,953			45,493			44,597			43,701			44,308		

By Ethnicity*	<u>2020</u>			<u>2021</u>			<u>2022</u>			<u>2023</u>			<u>2024</u>		
American Indian	69	0.2%		72	0.2%		55	0.1%		50	0.1%		43	0.1%	
Asian	1,296	3.0%		1,463	3.3%		1,525	3.5%		1,601	3.7%		1,672	3.8%	
Black	4,099	9.4%		4,187	9.3%		3,960	9.0%		3,706	8.6%		3,730	8.6%	
Hispanic/Latino	8,759	20.2%		9,429	21.0%		9,172	20.9%		8,945	20.8%		9,265	21.2%	
Native Hawaiian	39	0.1%		45	0.1%		35	0.1%		28	0.1%		24	0.1%	
U.S. Nonresident	2,023	4.7%		2,165	4.8%		2,428	5.5%		2,802	6.5%		2,777	6.4%	
White	25,349	58.4%		25,626	57.1%		25,005	56.8%		24,187	56.1%		24,248	55.6%	
Two or More Races	1,756	4.0%		1,912	4.2%		1,817	4.1%		1,767	4.1%		1,859	4.3%	
Subtotal	43,390	100.0%		44,899	100.0%		43,997	100.0%		43,086	100.0%		43,618	100.0%	
Unknown	<u>563</u>			<u>594</u>			<u>600</u>			<u>615</u>			<u>690</u>		
Total	43,953			45,493			44,597			43,701			44,308		

*See the “race/ethnicity” entry in this book's glossary for full ethnic category names and information on the reporting methodology required by the U.S. Dept. of Education

By Level	<u>2020</u>			<u>2021</u>			<u>2022</u>			<u>2023</u>			<u>2024</u>		
Freshman	4,618	10.5%		5,795	12.7%		3,891	8.7%		3,446	7.9%		2,951	6.7%	
Sophomore	7,203	16.4%		6,393	14.1%		7,588	17.0%		6,402	14.6%		6,498	14.7%	
Junior	9,336	21.2%		9,847	21.6%		9,155	20.5%		10,120	23.2%		9,605	21.7%	
Senior	11,363	25.9%		11,451	25.2%		12,161	27.3%		11,965	27.4%		13,302	30.0%	
Graduate	10,610	24.1%		11,143	24.5%		10,888	24.4%		10,582	24.2%		10,711	24.2%	
Unclassified	<u>823</u>	1.9%		<u>864</u>	1.9%		<u>914</u>	2.0%		<u>1,186</u>	2.7%		<u>1,241</u>	2.8%	
Total	43,953			45,493			44,597			43,701			44,308		

By Status	<u>2020</u>			<u>2021</u>			<u>2022</u>			<u>2023</u>			<u>2024</u>		
Full-time	35,837	81.5%		36,997	81.3%		36,264	81.3%		35,830	82.0%		36,215	81.7%	
Part-time	<u>8,116</u>	18.5%		<u>8,496</u>	18.7%		<u>8,333</u>	18.7%		<u>7,871</u>	18.0%		<u>8,093</u>	18.3%	
Total	43,953			45,493			44,597			43,701			44,308		

By Location	<u>2020</u>			<u>2021</u>			<u>2022</u>			<u>2023</u>			<u>2024</u>		
Tallahassee*	42,536	96.8%		43,500	95.6%		42,561	95.4%		41,513	95.0%		41,838	94.4%	
Panama City, FL	1,010	2.3%		1,178	2.6%		1,173	2.6%		1,230	2.8%		1,405	3.2%	
Other, Florida	38	0.1%		46	0.1%		36	0.1%		61	0.1%		199	0.4%	
Florence	0	0.0%		131	0.3%		111	0.3%		115	0.3%		121	0.3%	
London	0	0.0%		128	0.3%		156	0.3%		167	0.4%		147	0.3%	
Panama	369	1.0%		373	0.8%		433	1.0%		469	1.1%		437	1.0%	
Valencia	0	0.0%		137	0.3%		127	0.3%		146	0.3%		161	0.4%	
Other, Overseas	<u>1</u>	0.0%		<u>0</u>	0.0%		<u>0</u>	0.0%		<u>0</u>	0.0%		<u>0</u>	0.0%	
Total	43,953			45,493			44,597			43,701			44,308		

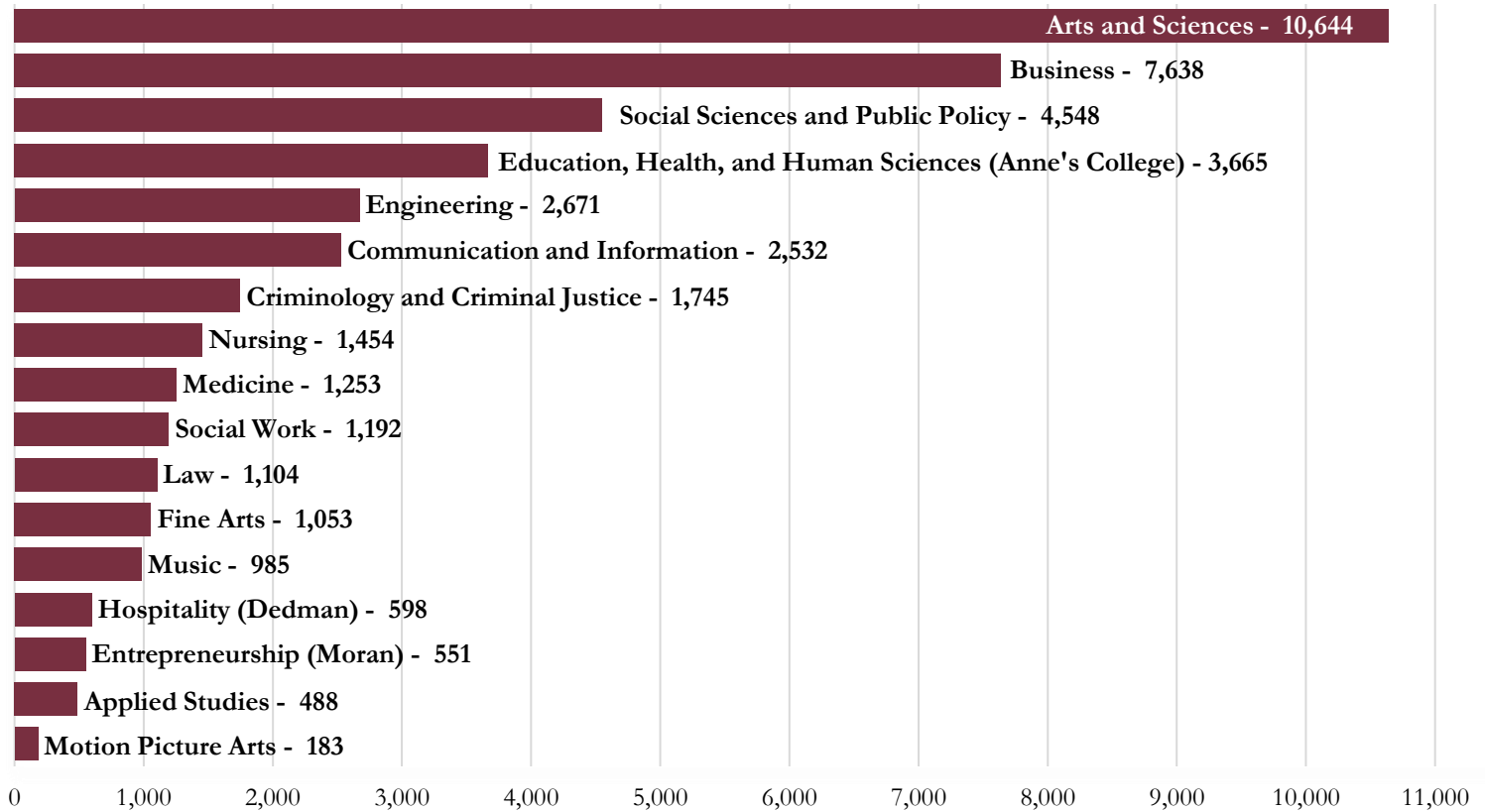
*Tallahassee count does not include students taking one or more classes at other locations. 42,228 students took at least one course at the Tallahassee campus in Fall 2024.

By Age	<u>2020</u>			<u>2021</u>			<u>2022</u>			<u>2023</u>			<u>2024</u>		
Student Level	UG	G	N	UG	G	N	UG	G	N	UG	G	N	UG	G	N
17 & below	48	0	48	65	0	41	38	0	40	35	0	82	58	1	177
18-19	10,843	1	185	11,941	1	206	11,345	2	233	10,133	1	269	10,411	1	224
20-22	18,472	1,150	150	18,792	1,155	185	18,840	1,122	249	19,176	1,236	330	19,303	1,270	341
23-25	1,965	3,139	108	1,694	3,178	108	1,693	2,950	110	1,748	2,902	184	1,717	2,998	147
26-30	593	2,910	77	488	3,046	81	449	3,002	73	447	2,808	91	457	2,803	73
31-35	260	1,461	73	226	1,526	57	183	1,501	51	158	1,414	41	161	1,347	54
36-40	118	802	47	95	860	54	109	874	41	87	806	51	98	841	61
41 & above	<u>221</u>	<u>1,147</u>	<u>138</u>	<u>185</u>	<u>1,377</u>	<u>132</u>	<u>138</u>	<u>1,437</u>	<u>117</u>	<u>149</u>	<u>1,415</u>	<u>138</u>	<u>151</u>	<u>1,450</u>	<u>164</u>
Total	32,520	10,610	823	33,486	11,143	864	32,795	10,888	914	31,933	10,582	1,186	32,356	10,711	1,241

Key: UG – Undergraduate Students G – Graduate Students N – Unclassified Students

Source: Fall Preliminary Student Instruction Files (SIFP); full reports can be accessed online at: ir.fsu.edu/students.aspx

Headcount Enrollment by College, Fall Semesters

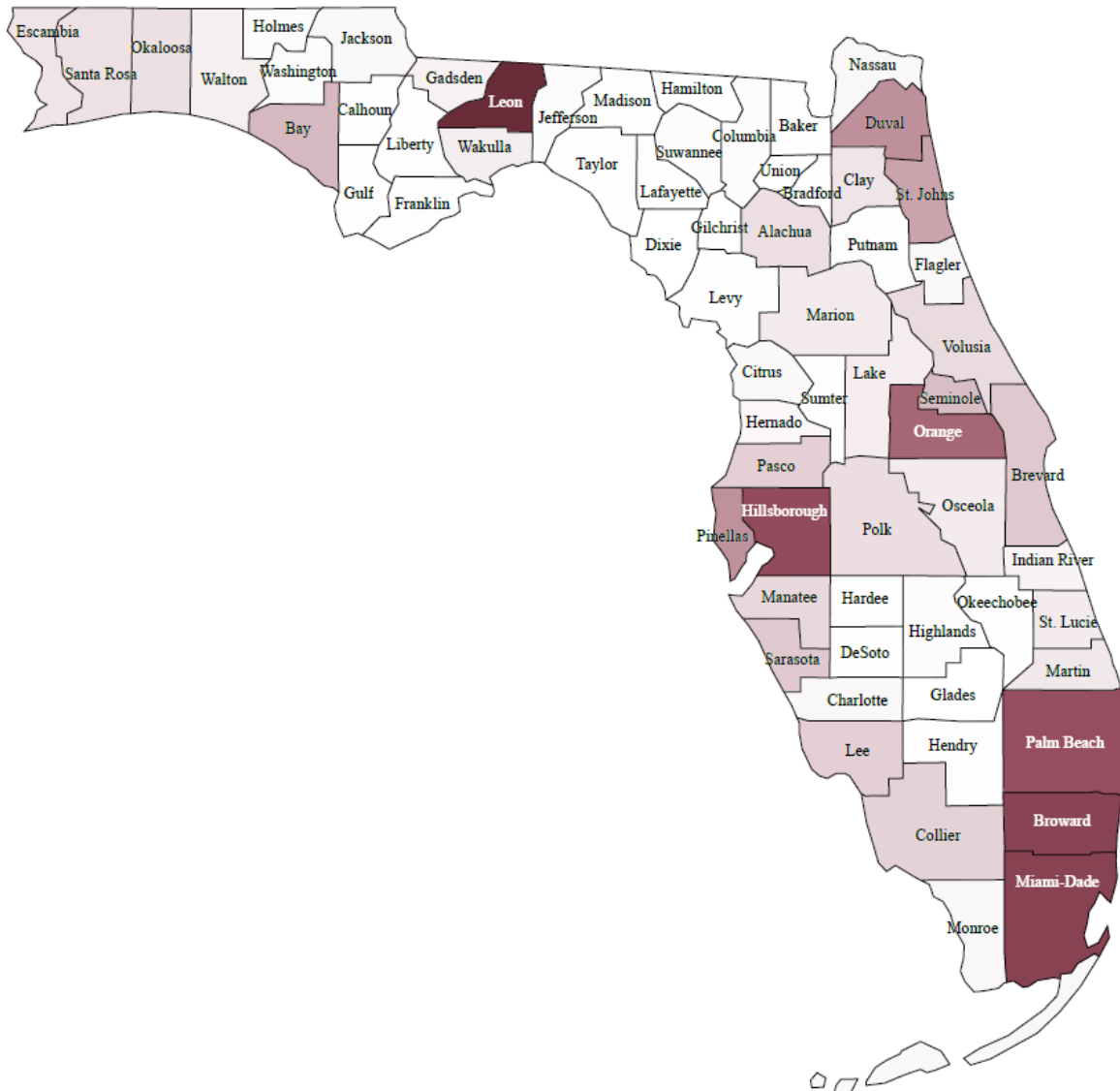


College	2020		2021		2022		2023		2024	
Applied Studies	371	0.8%	383	0.8%	395	0.9%	447	1.0%	488	1.1%
Arts & Sciences	10,764	24.5%	11,277	24.8%	11,219	25.2%	10,989	25.1%	10,644	24.0%
Business	6,816	15.5%	7,073	15.5%	6,891	15.5%	6,845	15.7%	7,638	17.2%
Communication and Information	2,494	5.7%	2,523	5.5%	2,495	5.6%	2,391	5.5%	2,532	5.7%
Criminology & Criminal Justice	2,062	4.7%	2,063	4.5%	1,896	4.3%	1,741	4.0%	1,745	3.9%
Education*	2,246	5.1%	2,514	5.5%	2,434	5.5%	-	-	-	-
Education, Health & Human Sciences* (Anne's College)	-	-	-	-	-	-	3,898	8.9%	3,665	8.3%
Engineering	2,197	5.0%	2,406	5.3%	2,421	5.4%	2,500	5.7%	2,671	6.0%
Entrepreneurship (Moran)	677	1.5%	579	1.3%	537	1.2%	510	1.2%	551	1.3%
Fine Arts	1,228	2.8%	1,177	2.6%	1,126	2.5%	1,086	2.5%	1,053	2.4%
The Graduate School	16	0.0+%	-	-	-	-	-	-	-	-
Hospitality (Dedman)	542	1.2%	584	1.3%	563	1.3%	584	1.3%	598	1.3%
Health and Human Sciences*	1,918	4.4%	1,846	4.1%	1,732	3.9%	-	-	-	-
Law	1,024	2.3%	1,148	2.5%	1,165	2.6%	1,102	2.5%	1,104	2.5%
Medicine (M.D. Students)	489	1.1%	485	1.1%	481	1.1%	476	1.1%	480	1.1%
Medicine (non-M.D. Students)	963	2.2%	867	1.9%	873	2.0%	759	1.7%	773	1.7%
Motion Picture Arts	169	0.4%	170	0.4%	164	0.4%	180	0.4%	183	0.4%
Music	1,052	2.4%	1,040	2.3%	1,029	2.3%	1,006	2.3%	985	2.2%
Nursing	745	1.7%	799	1.8%	822	1.8%	941	2.2%	1,454	3.3%
Social Sciences & Public Policy	4,871	11.1%	5,179	11.4%	5,059	11.3%	4,802	11.0%	4,548	10.3%
Social Work	1,215	2.8%	1,222	2.7%	1,157	2.6%	1,172	2.7%	1,241	2.8%
Special/Undecided	2,094	4.8%	2,158	4.7%	2,138	4.8%	2,272	5.2%	2,004	4.5%
Total	43,953	100.0%	45,493	100.0%	44,597	100.0%	43,701	100.0%	44,308	100.0%

*The College of Education and the College of Health and Human Sciences merged into the College of Education, Health, and Human Sciences (Anne's College) in Fall 2023

Source: Fall Preliminary Student Instruction Files (SIFP)

Geographical Origin of Students by Florida County, Fall Semesters



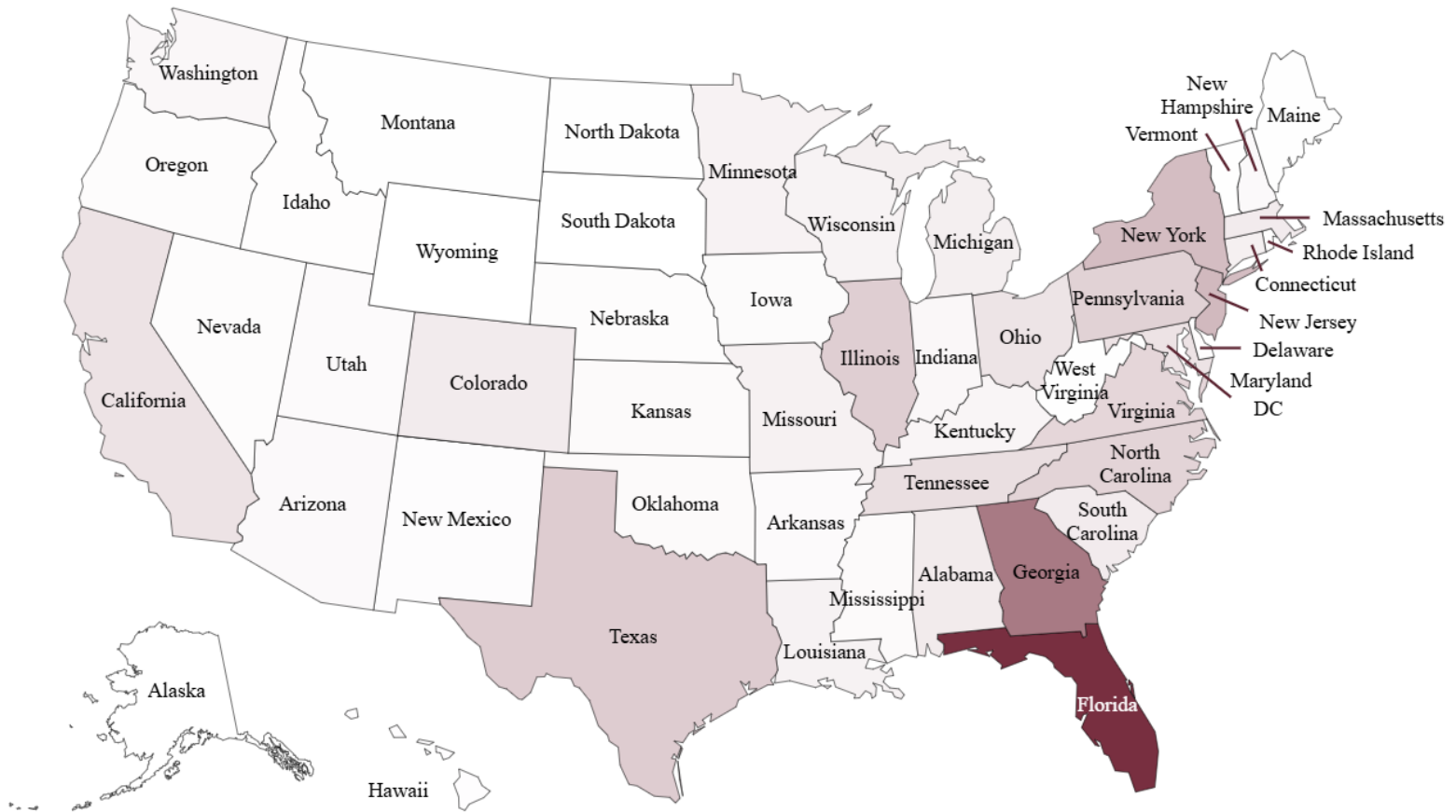
<u>County</u>	<u>2018</u>	<u>2019</u>	<u>2020</u>	<u>2021</u>	<u>2022</u>	<u>2023</u>	<u>2024</u>
Alachua	378	402	420	464	428	448	446
Baker	20	27	29	30	23	28	31
Bay	821	814	853	885	833	813	940
Bradford	12	14	16	13	13	13	11
Brevard	781	756	743	738	734	701	725
Broward	3,652	3,720	3,671	3,653	3,452	3,264	3,179
Calhoun	38	47	42	33	42	41	36
Charlotte	106	117	130	124	117	93	107
Citrus	89	82	95	90	99	108	94
Clay	396	410	411	423	380	355	364
Collier	516	572	622	673	669	640	603
Columbia	62	58	59	56	54	54	57
DeSoto	8	5	7	8	12	13	14
Dixie	5	2	5	2	4	4	3
Duval	1,464	1,500	1,552	1,588	1,536	1,429	1,489
Escambia	355	372	416	398	390	351	359
Flagler	94	89	98	89	95	101	107
Franklin	37	38	28	29	26	24	25

Geographical Origin of Students by Florida County, Fall Semesters

<u>County</u>	<u>2018</u>	<u>2019</u>	<u>2020</u>	<u>2021</u>	<u>2022</u>	<u>2023</u>	<u>2024</u>
Gadsden	145	150	165	154	150	157	191
Gilchrist	4	5	3	5	5	3	6
Glades	6	4	6	5	6	6	9
Gulf	41	27	35	38	38	40	36
Hamilton	23	24	13	8	9	9	12
Hardee	9	11	13	15	11	13	10
Hendry	22	21	22	24	26	29	30
Hernando	136	144	141	123	109	103	104
Highlands	54	50	55	52	51	49	50
Hillsborough	2,335	2,448	2,656	2,710	2,729	2,690	2,714
Holmes	26	33	22	18	33	29	38
Indian River	210	201	204	205	191	167	157
Jackson	108	115	126	115	106	115	110
Jefferson	76	80	63	57	48	52	62
Lafayette	8	10	11	9	9	11	15
Lake	288	312	340	323	304	280	255
Lee	762	741	709	720	705	676	648
Leon	4,518	4,550	4,716	4,639	4,368	4,465	4,649
Levy	14	10	12	15	17	19	18
Liberty	21	20	19	16	12	18	26
Madison	31	47	42	39	27	25	35
Manatee	458	483	529	582	583	543	536
Marion	320	350	353	367	337	303	285
Martin	373	359	322	306	300	285	311
Miami-Dade	3,037	3,200	3,304	3,572	3,416	3,254	3,208
Monroe	150	142	139	148	123	106	114
Nassau	118	127	128	128	135	117	113
Okaloosa	467	458	478	458	439	399	416
Okeechobee	10	4	5	12	11	11	10
Orange	1,931	2,019	2,122	2,240	2,154	2,079	2,048
Osceola	251	289	309	321	307	285	271
Palm Beach	2,947	2,986	2,913	2,934	2,760	2,530	2,552
Pasco	485	506	544	610	610	630	645
Pinellas	1,323	1,342	1,393	1,478	1,507	1,455	1,470
Polk	484	505	516	546	489	476	457
Putnam	29	23	19	24	16	30	30
Santa Rosa	326	337	346	368	918	414	406
Sarasota	688	724	741	784	787	734	723
Seminole	848	897	918	938	981	874	881
St. Johns	884	988	1,065	1,100	1,143	1,170	1,224
St. Lucie	252	264	236	247	245	247	269
Sumter	27	31	30	30	28	27	26
Suwannee	31	34	33	36	34	27	42
Taylor	35	38	38	36	37	29	30
Union	12	17	11	7	9	9	8
Volusia	491	479	492	493	509	485	480
Wakulla	199	202	228	208	220	229	246
Walton	148	162	167	190	192	204	221
Washington	58	55	59	64	48	50	63
Florida Counties Total	34,053	35,049	36,008	36,813	35,619	34,438	34,850
Non-Florida	5,331	5,516	5,861	6,453	6,505	6,420	6,633
Non-USA	2,333	2,311	2,084	2,227	2,473	2,843	2,825
Total	41,717	42,876	43,953	45,493	44,597	43,701	44,308

Source: Fall Preliminary Student Instruction Files (SIFP)

Geographical Origin of Students by State, Fall Semesters



<u>State</u>	<u>2018</u>	<u>2019</u>	<u>2020</u>	<u>2021</u>	<u>2022</u>	<u>2023</u>	<u>2024</u>
Alabama	161	169	155	155	154	152	154
Alaska	10	6	8	10	9	6	5
Arizona	39	41	36	42	53	46	44
Arkansas	24	41	51	52	46	39	36
California	183	202	201	229	228	209	214
Colorado	82	89	94	110	115	124	150
Connecticut	118	117	108	115	117	129	113
Delaware	23	30	30	28	21	19	17
District of Columbia	15	18	22	19	14	6	11
Florida	34,030	34,929	36,038	36,813	35,766	34,438	34,849
Georgia	922	1,000	1,051	1,123	1,047	989	1,004
Hawaii	12	12	15	20	12	14	14
Idaho	11	16	16	15	11	11	19
Illinois	227	225	239	280	299	334	368
Indiana	69	71	80	68	67	63	63
Iowa	23	27	34	39	28	29	31
Kansas	39	42	41	46	41	39	40
Kentucky	73	72	73	93	78	73	76
Louisiana	69	91	104	101	92	99	102
Maine	13	17	19	15	11	8	10

Geographical Origin of Students by State, Fall Semesters

State	<u>2018</u>	<u>2019</u>	<u>2020</u>	<u>2021</u>	<u>2022</u>	<u>2023</u>	<u>2024</u>
Maryland	198	198	202	234	241	221	215
Massachusetts	112	113	113	120	116	128	150
Michigan	89	111	129	138	127	131	126
Minnesota	59	54	61	73	75	92	97
Mississippi	44	45	51	61	47	50	41
Missouri	85	96	92	106	96	106	104
Montana	5	5	7	7	7	7	11
Nebraska	28	29	36	37	39	31	27
Nevada	22	24	24	29	31	25	26
New Hampshire	27	34	32	42	41	47	45
New Jersey	354	345	352	375	412	446	529
New Mexico	11	17	18	21	20	26	21
New York	380	385	370	431	445	462	499
North Carolina	302	353	372	396	363	358	328
North Dakota	13	23	29	31	31	23	9
Ohio	160	164	168	203	213	205	206
Oklahoma	33	33	33	29	31	31	39
Oregon	7	10	16	17	23	23	27
Pennsylvania	222	239	238	300	324	337	344
Rhode Island	21	20	18	20	22	20	19
South Carolina	127	138	140	144	128	129	152
South Dakota	5	4	5	8	8	5	3
Tennessee	172	152	178	195	199	229	243
Texas	261	269	284	341	321	351	385
Utah	28	27	33	35	35	40	37
Vermont	10	13	11	17	18	13	10
Virginia	294	292	280	322	326	321	308
Washington	52	59	60	58	63	64	59
West Virginia	22	21	20	18	20	14	8
Wisconsin	70	69	66	73	80	86	92
Wyoming	<u>8</u>	<u>5</u>	<u>5</u>	<u>5</u>	<u>9</u>	<u>8</u>	<u>4</u>
States Total	39,383	40,563	41,858	43,259	42,120	40,856	41,484
Guam	0	0	0	0	0	1	3
Puerto Rico	13	11	7	4	2	15	20
U.S. Virgin Islands	<u>1</u>	<u>3</u>	<u>3</u>	<u>1</u>	<u>1</u>	<u>3</u>	<u>2</u>
U.S. Territories Total	14	14	10	5	3	19	25
Non-U.S.	<u>2,320</u>	<u>2,299</u>	<u>2,085</u>	<u>2,234</u>	<u>2,474</u>	<u>2,826</u>	<u>2,799</u>
Total	41,717	42,876	43,953	45,493	44,597	43,701	44,308

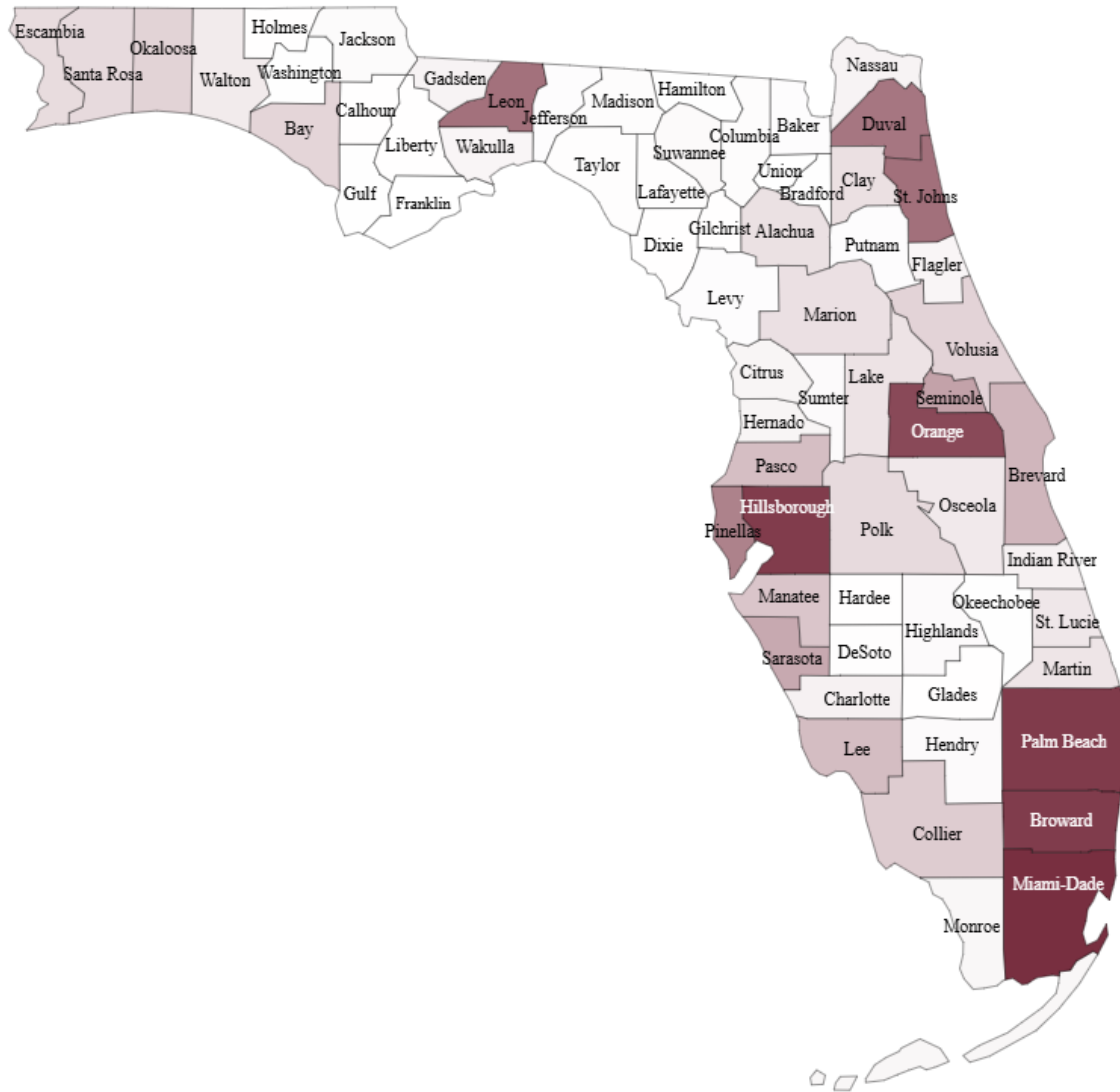
Geographical Origin of Students by Country, Fall 2024

<u>Country</u>	<u>Total</u>	<u>Country</u>	<u>Total</u>	<u>Country</u>	<u>Total</u>
Albania	6	Gabon	1	Palestine	2
Algeria	2	Gambia	2	Panama	445
Angola	1	Georgia	1	Paraguay	1
Antigua and Barbuda	2	Germany	26	Peru	27
Argentina	25	Ghana	44	Philippines	14
Armenia	3	Greece	7	Poland	4
Aruba	1	Guam	3	Portugal	6
Australia	18	Guatemala	7	Puerto Rico	20
Austria	4	Guyana	1	Romania	2
Azerbaijan	1	Haiti	35	Russia	24
Bahamas	9	Honduras	25	Rwanda	1
Bahrain	1	Hong Kong	7	Saint Lucia	1
Bangladesh	105	Hungary	6	Saint Martin	9
Barbados	4	India	506	Saint Vincent & the Grenadines	2
Belarus	6	Indonesia	9	Saudi Arabia	18
Belgium	4	Iran	62	Serbia	3
Belize	2	Iraq	3	Singapore	3
Benin	1	Ireland	7	Slovakia	1
Bermuda	2	Israel	10	Slovenia	1
Bolivia	5	Italy	43	South Africa	8
Bosnia and Herzegovina	1	Jamaica	46	South Sudan	1
Brazil	151	Japan	82	Spain	35
Bulgaria	7	Jordan	10	Sri Lanka	17
Burkina Faso	2	Kazakhstan	8	Sudan	1
Cameroon	2	Kenya	2	Sweden	10
Canada	89	Korea	202	Switzerland	5
Cayman Islands	1	Kuwait	5	Syria	2
Chile	12	Lebanon	11	Taiwan	27
China	380	Liberia	1	Tanzania	4
Colombia	72	Libya	1	Thailand	6
Congo	3	Lithuania	2	Tonga	1
Costa Rica	9	Malaysia	6	Trinidad and Tobago	10
Côte d'Ivoire	2	Mali	1	Tunisia	3
Cuba	40	Martinique	1	Turkey	35
Cyprus	1	Mexico	44	Uganda	2
Czech Republic	5	Moldova	2	Ukraine	13
Denmark	5	Mongolia	1	United Kingdom	62
Dominica	4	Morocco	2	United States	40,795
Dominican Republic	13	Myanmar	2	Uruguay	7
Ecuador	19	Nepal	29	Uzbekistan	1
Egypt	18	Netherlands	17	Venezuela	117
El Salvador	7	New Zealand	3	Vietnam	49
Eritrea	3	Nicaragua	10	Virgin Islands (U.S.)	2
Estonia	1	Nigeria	98	Yemen	2
Finland	1	North Macedonia	1	Zambia	2
France	19	Norway	2	Zimbabwe	3
French Polynesia	1	Pakistan	40	Total	44,308

Note: Countries are those listed by students at the time of their enrollment. Actual names for the countries are taken from internal file documentation and may not accurately reflect the current name or status of a particular nation. 3,513 students from 139 countries other than the United States were enrolled in Fall 2024. This number includes 2,777 U.S. Nonresident students.

Source: Fall Preliminary Student Instruction File (SIFP)

Geographical Origin of FTICs by Florida County, Fall 2024



<u>County</u>	<u>Number</u>	<u>County</u>	<u>Number</u>	<u>County</u>	<u>Number</u>	<u>County</u>	<u>Number</u>
Alachua	46	Gadsden	19	Leon	217	Polk	57
Baker	4	Gilchrist	1	Levy	4	Putnam	4
Bay	64	Glades	1	Liberty	1	Santa Rosa	56
Bradford	2	Gulf	2	Madison	5	Sarasota	131
Brevard	111	Hamilton	2	Manatee	88	Seminole	142
Broward	430	Hardee	1	Marion	47	St. Johns	219
Calhoun	1	Hendry	7	Martin	40	St. Lucie	37
Charlotte	21	Hernando	16	Miami-Dade	508	Sumter	7
Citrus	16	Highlands	7	Monroe	13	Suwannee	8
Clay	48	Hillsborough	427	Nassau	18	Taylor	3
Collier	78	Holmes	1	Okaloosa	68	Volusia	67
Columbia	5	Indian River	22	Okeechobee	2	Wakulla	15
DeSoto	3	Jackson	6	Orange	348	Walton	31
Dixie	1	Jefferson	4	Osceola	33	Washington	2
Duval	210	Lafayette	3	Palm Beach	434	Non-Florida	1,107
Escambia	54	Lake	43	Pasco	99	Non-USA	80
Flagler	15	Lee	101	Pinellas	192	Total	5,855

Note: FTICs include summer FTICs who continue into the fall. Franklin and Union counties did not produce FTICs in 2024.

Source: Fall Preliminary Student Instruction File (SIFP)

Online Resource: FTIC enrollment reports can be accessed online at: ir.fsu.edu/students.aspx

First Time in College (FTIC) Students by High School and State, Fall 2024

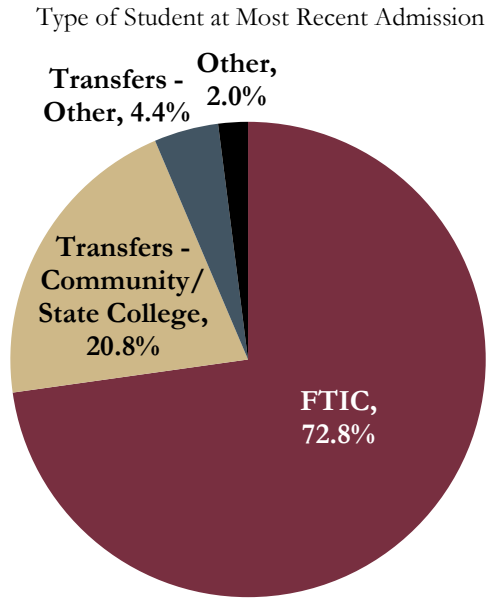
High Schools Contributing 26 or More FTICs			FTIC Students by State	
<u>High School</u>	<u>City</u>	<u>Number</u>	<u>State</u>	<u>Number</u>
H. B. Plant	Tampa	65	Alabama	15
Lawton Chiles	Tallahassee	59	Arizona	7
Cypress Bay	Weston	55	Arkansas	6
Ponte Vedra	Ponte Vedra Beach	53	California	25
Marjory Stoneman Douglas	Parkland	50	Colorado	30
Leon	Tallahassee	46	Connecticut	18
Creeside	Saint Johns	45	Delaware	4
Allen D Nease	Ponte Vedra	42	District of Columbia	2
Newsome High School	Lithia	42	Florida	4,668
Riverview	Sarasota	42	Georgia	157
Winter Park	Winter Park	42	Idaho	2
Alexander W Dreyfoos Jr	West Palm Beach	41	Illinois	66
William R Boone	Orlando	39	Indiana	7
Suncoast Community	Riviera Beach	36	Iowa	4
Palm Harbor University	Palm Harbor	33	Kansas	6
Coral Reef	Miami	32	Kentucky	11
Lincoln	Tallahassee	32	Louisiana	11
Spanish River Community	Boca Raton	31	Maine	2
Saint Petersburg	Saint Petersburg	31	Maryland	43
George M Steinbrenner	Lutz	31	Massachusetts	41
American Heritage	Delray Beach	30	Michigan	19
Archbishop McCarthy	Southwest Ranch	29	Minnesota	18
Jupiter	Jupiter	29	Mississippi	3
Christopher Columbus	Miami	29	Missouri	24
Pine View	Osprey	29	Montana	2
Windermere	Windermere	28	Nebraska	3
Gulf Breeze	Gulf Breeze	28	Nevada	4
Bartram Trail	Saint Johns	28	New Hampshire	4
Saint Thomas Aquinas	Ft. Lauderdale	27	New Jersey	116
Largo	Largo	27	New Mexico	1
American Heritage	Plantation	27	New York	101
			North Carolina	43
			Ohio	35
			Oklahoma	6
			Oregon	4
			Pennsylvania	56
			Rhode Island	5
			South Carolina	21
			South Dakota	1
			Tennessee	52
			Texas	58
			Utah	1
			Virginia	47
			Washington	4
			Wisconsin	22
			Non-USA	80
			Total	5,855
31 High Schools Contributing 26 or More FTICs		1,158	Note: Alaska, Hawaii, North Dakota, Vermont, and Wyoming did not produce FTICs in 2024	
1,371 High Schools Contributing 25 or Fewer FTICs		4,587		
Home Schooled		45		
Unknown, or High School Not Found on List		65		
Total		5,855		

Source: Fall Preliminary Student Instruction File (SIFP)

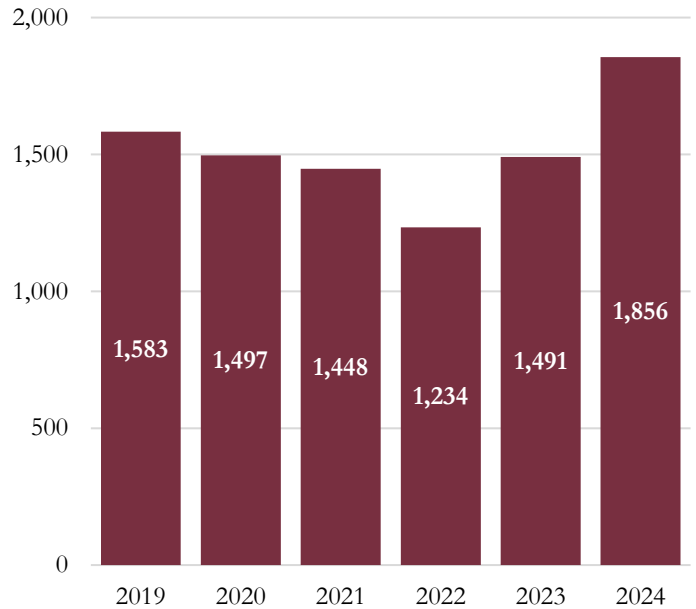
Online Resource: FTIC enrollment reports can be accessed online at ir.fsu.edu/students.aspx

Florida Community/State College Transfers to FSU

Source of Fall 2024 Undergraduates



CC Transfers by Summer/Fall Cohort



Florida Community/State College Transfers by Summer/Fall Cohort

<u>County</u>	<u>Community/State College</u>	<u>2019</u>	<u>2020</u>	<u>2021</u>	<u>2022</u>	<u>2023</u>	<u>2024</u>
Broward	Broward College	42	53	37	40	34	51
Jackson	Chipola College	32	38	31	26	42	47
Marion	College of Central Florida	5	9	6	9	5	9
Monroe	College of the Florida Keys	2	0	0	1	0	4
Volusia	Daytona State College	17	12	15	10	19	12
Brevard	Eastern Florida State College	19	17	16	9	18	17
Columbia	Florida Gateway College	3	4	2	5	0	4
Lee	Florida SouthWestern State College	19	13	11	10	12	22
Duval	Florida State College at Jacksonville	32	36	23	21	24	36
Bay	Gulf Coast State College	101	117	101	87	102	125
Hillsborough	Hillsborough Community College	32	33	35	31	41	40
St. Lucie	Indian River State College	27	9	15	16	26	19
Lake	Lake-Sumter State College	5	9	5	1	4	6
Miami-Dade	Miami-Dade College	63	59	71	52	53	62
Madison	North Florida College	8	12	12	9	10	13
Okaloosa	Northwest Florida State College	37	22	18	21	18	29
Palm Beach	Palm Beach State College	52	42	52	30	32	38
Pasco	Pasco-Hernando State College	14	12	7	8	5	9
Escambia	Pensacola State College	15	9	14	7	7	8
Polk	Polk State College	8	11	10	11	6	7
Alachua	Santa Fe College	34	30	38	24	20	41
Seminole	Seminole State College of Florida	10	21	12	12	12	15
Highlands	South Florida State College	3	5	2	2	3	1
Putnam	St. Johns River State College	8	12	8	12	11	14
Pinellas	St. Petersburg College	27	20	23	29	34	31
Manatee	State College of Florida, Manatee-Sarasota	23	17	16	19	17	18
Leon	Tallahassee State College	918	848	830	688	900	1,146
Orange	Valencia College	27	27	38	44	36	32
Total		1,583	1,497	1,448	1,234	1,491	1,856

Note: The cohort consists of community/state college transfers from the fall semester and the previous summer who continue into the fall.

Source: Fall Preliminary Student Instruction Files (SIFP)

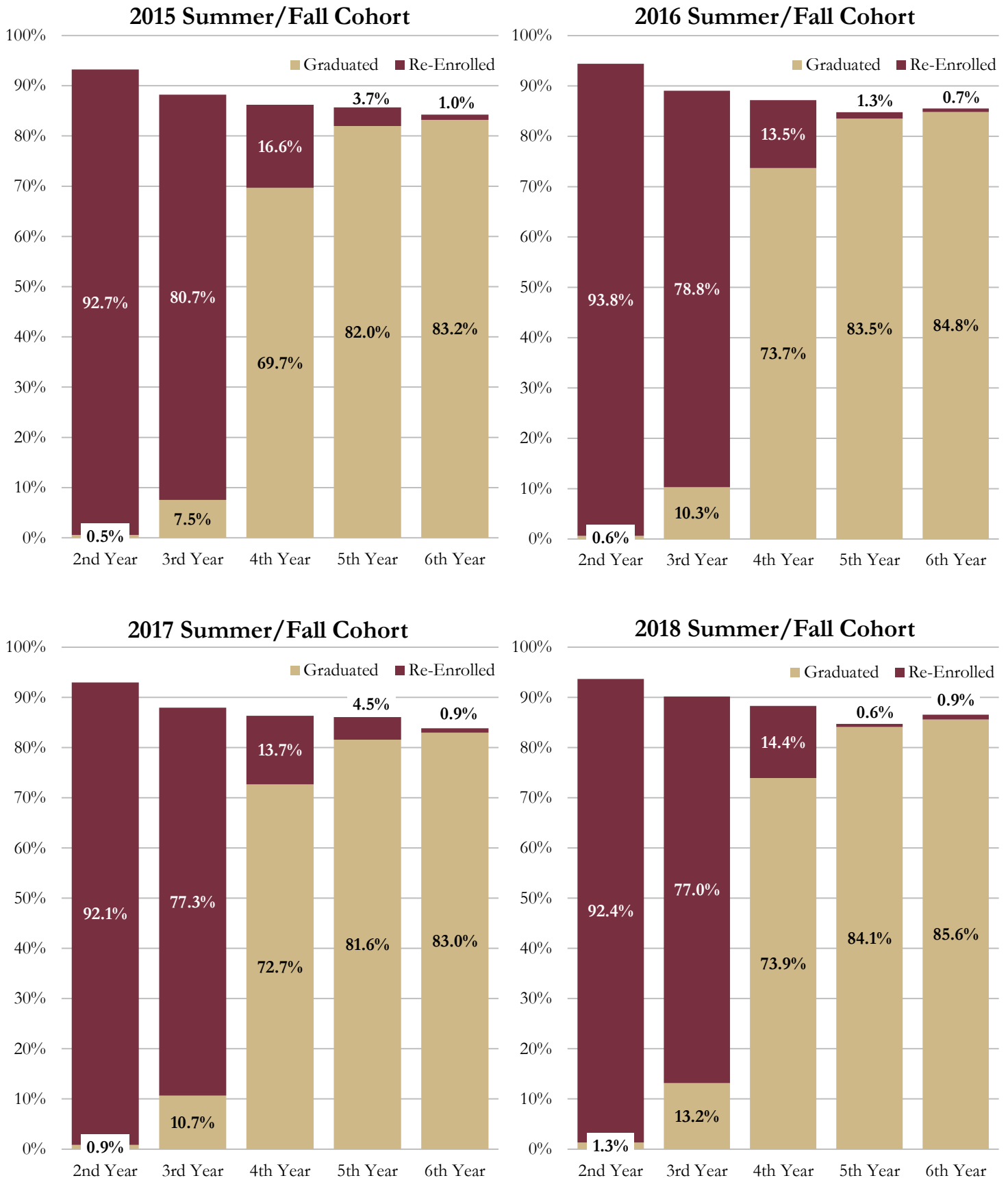
Retention & Graduation Rates for Full-Time FTICs

<u>Year</u>	<u>Student Status</u>	<u>2014</u>	<u>2015</u>	<u>2016</u>	<u>2017</u>	<u>2018</u>	<u>2019</u>	<u>2020</u>	<u>2021</u>	<u>2022</u>	<u>2023</u>
1 st	Number Enrolled	6,071	6,022	6,201	6,419	6,227	7,024	5,890	7,422	5,906	5,759
	Graduated in Year 1	0	0	0	0	1	0	1	1	0	0
	Total Graduated (%)	0.0%	0.0%	0.0%	0.0%	0.0%	0.0%	0.0%	0.0%	0.0%	0.0%
2 nd	Re-Enrolled in Year 2	5,670	5,614	5,819	5,967	5,832	6,677	5,545	7,016	5,666	
	Graduated in Year 2	42	33	38	56	81	95	91	106	76	
	Total Graduated (%)	0.7%	0.5%	0.6%	0.9%	1.3%	1.4%	1.6%	1.4%	1.3%	
	Total Retained	5,670	5,614	5,819	5,967	5,833	6,677	5,546	7,017	5,666	
	Total Retained (%)	93.4%	93.2%	93.8%	93.0%	93.7%	95.1%	94.2%	94.5%	95.9%	
3 rd	Re-Enrolled in Year 3	5,371	5,281	5,485	5,589	5,532	6,260	5,165	6,651		
	Graduated in Year 3	460	421	600	630	738	876	783	1052		
	Total Graduated (%)	8.3%	7.5%	10.3%	10.7%	13.2%	13.8%	14.9%	15.6%		
	Total Retained	5,413	5,314	5,523	5,645	5,614	6,355	5,257	6,758		
	Total Retained (%)	89.2%	88.2%	89.1%	87.9%	90.2%	90.5%	89.3%	91.1%		
4 th	Re-Enrolled in Year 4	4,785	4,738	4,768	4,857	4,678	5,243	4,303			
	Graduated in Year 4	3,842	3,741	3,932	3,978	3,783	4,291	3,594			
	Total Graduated (%)	71.6%	69.7%	73.7%	72.7%	73.9%	74.9%	75.9%			
	Total Retained	5,287	5,192	5,406	5,543	5,498	6,214	5,178			
	Total Retained (%)	87.1%	86.2%	87.2%	86.4%	88.3%	88.5%	87.9%			
5 th	Re-Enrolled in Year 5	859	912	768	773	806	857				
	Graduated in Year 5	685	743	610	574	634	650				
	Total Graduated (%)	82.8%	82.0%	83.5%	81.6%	84.1%	84.2%				
	Total Retained	5,203	5,107	5,338	5,437	5,409	6,119				
	Total Retained (%)	85.7%	84.8%	86.1%	84.7%	86.9%	87.1%				
Adjusted Cohort (retention/graduation percentages below this point are based on adjusted cohort)											
Original Cohort		6,071	6,022	6,201	6,419	6,227					
Allowable Exclusions*		4	4	9	6	8					
Adjusted Cohort		6,067	6,018	6,192	6,413	6,219					
6 th	Re-Enrolled in Year 6	137	131	116	139	145					
	Graduated in Year 6	77	70	72	84	87					
	Total Graduated (%)	84.2%	83.2%	84.8%	83.0%	85.6%					
	Total Retained	5,166	5,069	5,296	5,377	5,382					
	Total Retained (%)	85.1%	84.2%	85.5%	83.8%	86.5%					
7 th	Re-Enrolled in Year 7	61	62	39	53						
	Graduated in Year 7	34	28	19	27						
	Total Graduated (%)	84.7%	83.7%	85.1%	83.4%						
	Total Retained	5,167	5,070	5,291	5,375						
	Total Retained (%)	85.2%	84.2%	85.4%	83.8%						
8 th	Re-Enrolled in Year 8	20	26	19							
	Graduated in Year 8	7	11	7							
	Total Graduated (%)	84.8%	83.9%	85.2%							
	Total Retained	5,160	5,062	5,290							
	Total Retained (%)	85.1%	84.1%	85.4%							

* Allowable exclusions for FTIC students include those who left to serve in the military, church missions, foreign aid service of the federal government (e.g., Peace Corps), or any members of the original cohort who are deceased or permanently disabled.

Note: The fall cohort consists of full-time, FTIC students from the fall semester and the previous summer who continue into the fall. Students are followed through the end of summer so that each year begins with fall and ends with summer semester. The number re-enrolled is the number of students from the original fall cohort that were enrolled in the fall, spring, or summer semester of the year indicated. The percent graduated is cumulative. Retention includes the number who re-enrolled plus the graduates of previous years.

Retention & Graduation Rates for Full-Time FTICs



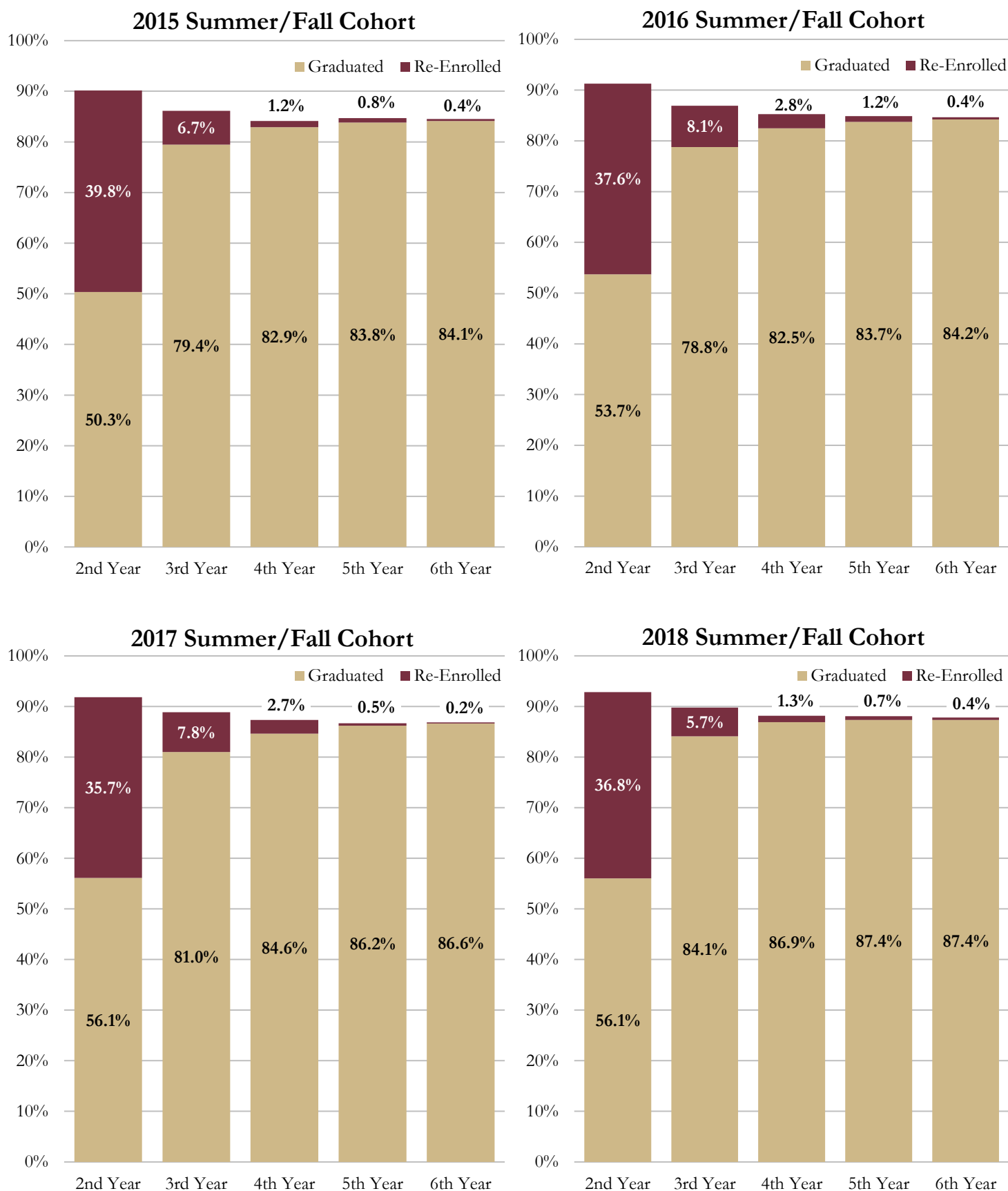
Note: The fall cohort consists of full-time, FTIC students from the fall semester and the previous summer who continue into the fall.

Retention & Graduation Rates for Full-Time Transfers

<u>Year</u>	<u>Student Status</u>	<u>2014</u>	<u>2015</u>	<u>2016</u>	<u>2017</u>	<u>2018</u>	<u>2019</u>	<u>2020</u>	<u>2021</u>	<u>2022</u>	<u>2023</u>
1 st	Number Enrolled	1,403	1,299	1,376	1,249	1,115	1,147	1,108	1,135	1,033	1,162
	Graduated in Year 1	10	10	9	12	9	4	8	7	8	13
	Total Graduated (%)	0.7%	0.8%	0.7%	1.0%	0.8%	0.3%	0.7%	0.6%	0.8%	0.8%
2 nd	Re-Enrolled in Year 2	1,258	1,161	1,247	1,135	1,026	1,074	1,016	1,049	960	
	Graduated in Year 2	676	644	730	689	616	614	623	664	605	
	Total Graduated (%)	48.9%	50.3%	53.7%	56.1%	56.1%	53.9%	56.9%	59.1%	59.3%	
	Total Retained	1,268	1,171	1,256	1,147	1,035	1,078	1,024	1,056	968	
	Total Retained (%)	90.4%	90.1%	91.3%	91.8%	92.8%	94.0%	92.4%	93.0%	93.7%	
3 rd	Re-Enrolled in Year 3	509	465	457	409	376	397	349	345		
	Graduated in Year 3	386	378	345	311	313	292	255	264		
	Total Graduated (%)	76.4%	79.4%	78.8%	81.0%	84.1%	79.3%	80.0%	82.4%		
	Total Retained	1,195	1,119	1,196	1,110	1,001	1,015	980	1,016		
	Total Retained (%)	85.2%	86.1%	86.9%	88.9%	89.8%	88.5%	88.4%	89.5%		
4 th	Re-Enrolled in Year 4	94	61	89	79	45	83	87			
	Graduated in Year 4	63	45	51	45	31	52	54			
	Total Graduated (%)	80.9%	82.9%	82.5%	84.6%	86.9%	83.9%	84.8%			
	Total Retained	1,166	1,093	1,173	1,091	983	993	973			
	Total Retained (%)	83.1%	84.1%	85.2%	87.3%	88.2%	86.6%	87.8%			
5 th	Re-Enrolled in Year 5	26	23	33	26	13	29				
	Graduated in Year 5	17	12	17	20	5	15				
	Total Graduated (%)	82.1%	83.8%	83.7%	86.2%	87.4%	85.2%				
	Total Retained	1,161	1,100	1,168	1,083	982	991				
	Total Retained (%)	82.8%	84.7%	84.9%	86.7%	88.1%	86.4%				
6 th	Re-Enrolled in Year 6	12	9	13	8	5					
	Graduated in Year 6	6	4	7	5	0					
	Total Graduated (%)	82.5%	84.1%	84.2%	86.6%	87.4%					
	Total Retained	1,164	1,098	1,165	1,085	979					
	Total Retained (%)	83.0%	84.5%	84.7%	86.9%	87.8%					
7 th	Re-Enrolled in Year 7	7	5	8	5						
	Graduated in Year 7	4	4	6	0						
	Total Graduated (%)	82.8%	84.5%	84.7%	86.6%						
	Total Retained	1,165	1,098	1,167	1,087						
	Total Retained (%)	83.0%	84.5%	84.8%	87.0%						
8 th	Re-Enrolled in Year 8	5	0	4							
	Graduated in Year 8	4	0	2							
	Total Graduated (%)	83.1%	84.5%	84.8%							
	Total Retained	1,167	0	1,169							
	Total Retained (%)	83.2%	84.5%	85.0%							

Note: The fall cohort consists of full-time, AA transfers from the fall semester and the previous summer who continue into the fall. Students are followed through the end of summer so that each year begins with fall and ends with summer semester. The number re-enrolled is the number of students from the original fall cohort that were enrolled in the fall, spring or summer semester of the year indicated. The percent graduated is cumulative. Retention includes the number who re-enrolled plus the graduates of previous years.

Retention & Graduation Rates for Full-Time Transfers



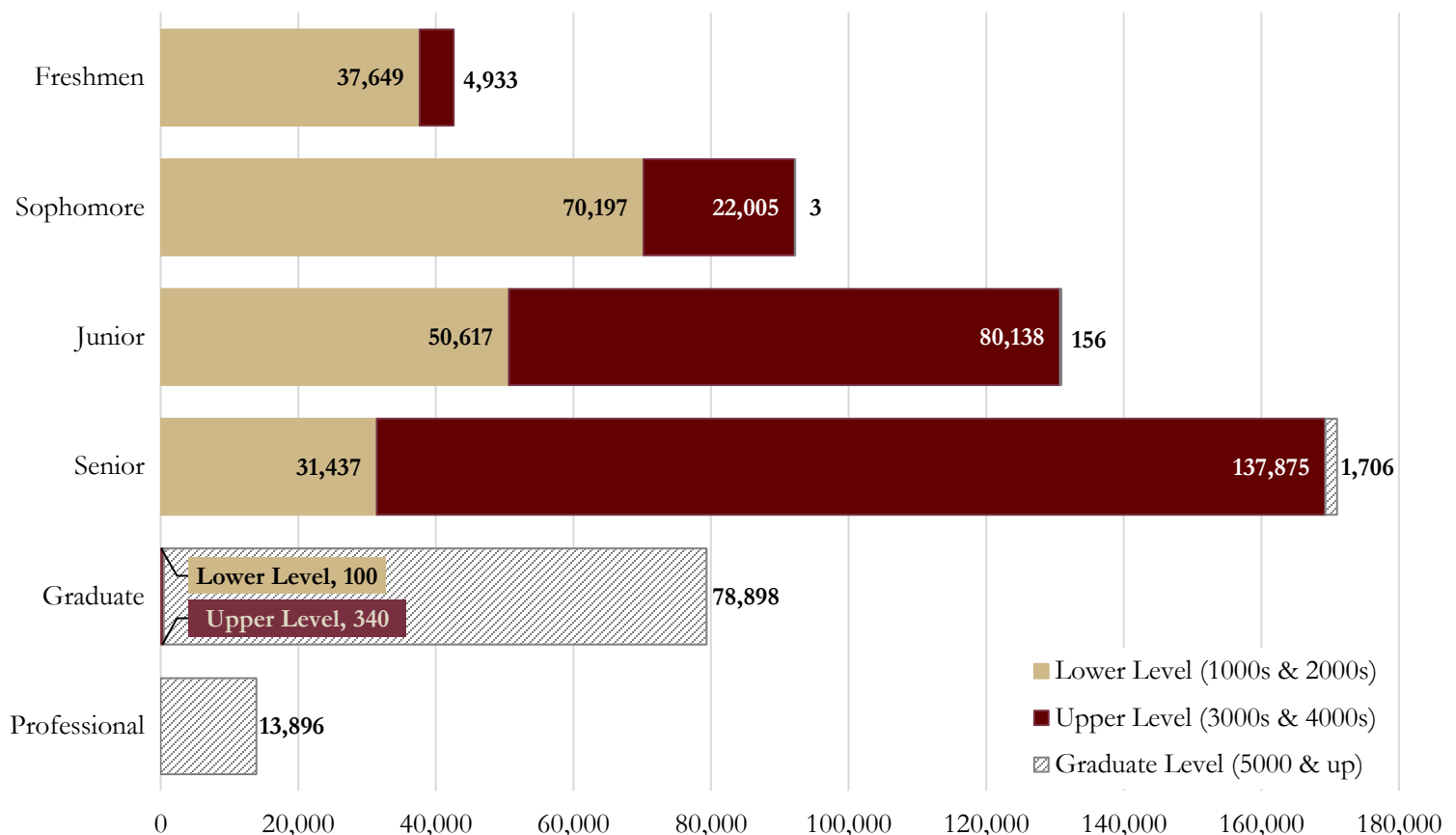
Note: The fall cohort consists of AA transfers from the fall semester and the previous summer who continue into the fall.

Total Student Credit Hours by Course Level & Class Level, Fall 2024

All Student Credit Hours Produced, Fundable and Non-Fundable

Class of Student	Headcount	Level of Course						Thesis/ Diss	Total
		1000	2000	3000	4000	5000	6000+		
Freshman	2,951	15,074	22,575	4,469	464	0	0	0	42,582
Sophomore	6,498	20,762	49,435	18,807	3,198	3	0	0	92,205
Junior	9,605	12,268	38,349	57,526	22,612	156	0	0	130,911
Senior	13,302	8,506	22,931	64,341	73,534	1,683	23	0	171,018
Graduate – Masters	6,646	50	49	124	204	44,842	6,149	565	51,983
Graduate – Specialists	203	0	0	0	0	1,716	159	2	1,914
Graduate – Doctoral	2,963	1	0	3	9	9,590	7,639	8,236	25,478
Graduate – J.D.	419	0	0	0	0	2,089	3,815	0	5,904
Graduate – M.D.	480	0	0	0	0	0	7,992	0	7,992
Special – High School	184	122	746	34	0	0	0	0	902
Special – Post HS	588	1,322	2,154	1,806	748	0	9	0	6,039
Special – Post Bacc	469	88	167	117	132	1,859	193	0	2,556
Total	44,308	58,193	136,406	147,227	100,901	61,938	25,979	8,803	539,447

Fall 2024 Student Credit Hours Produced



Note: Professional students include those seeking Medical Doctorates and Juris Doctorates.

Source: Fall Preliminary Student Instruction File (SIFP)

Total Student Credit Hours by Department, Fall 2024

<u>College/Department</u>	<u>Lower</u>	<u>Upper</u>	<u>Grad I</u>	<u>Grad II</u>	<u>Total</u>
AP - College of Applied Studies	1,140	7,666	1,317	1,066	11,189
Percent of University Student Credit Hours by Level	0.6%	3.1%	2.4%	3.2%	2.1%
AP - Applied Studies	0	213	0	0	213
APCOMM - Professional Communication	1,140	1,186	579	0	2,905
APNRS - Nurse Anesthesia	0	0	0	1,066	1,066
APPSS - Public Safety and Security	0	6,267	738	0	7,005
AS - College of Arts and Sciences	126,026	69,276	5,623	9,933	210,858
Percent of University Student Credit Hours by Level	64.9%	28.0%	10.2%	29.9%	39.2%
ASANT - Anthropology	1,965	604	211	6	2,786
ASARO - Aerospace Studies	109	174	0	0	283
ASBIO - Biological Sciences	12,149	7,853	107	812	20,921
ASCHM - Chemistry and Biochemistry	14,236	2,459	66	1,369	18,130
Classical Languages, Literature, & Civilization Subtotal:	2,955	2,874	203	98	6,130
ASCLS - Classics	2,475	2,859	128	71	5,533
ASCLSGK - Greek	88	0	51	12	151
ASCLSLT - Latin	392	15	24	15	446
ASCMS - Scientific Computing	177	409	91	178	855
ASCOP - Computer Science	4,944	11,945	1,982	661	19,532
ASENG - English	11,953	5,401	516	976	18,846
ASEOS - Earth, Ocean & Atmospheric Science	5,949	2,652	488	425	9,514
ASHIS - History	5,913	3,458	173	312	9,856
ASHUM_INT - Humanities	4,261	2,024	0	0	6,285
ASMIL - Military Science	73	186	0	0	259
Modern Languages Subtotal:	11,198	2,575	309	246	14,328
ASMLL - Modern Languages, general	105	372	87	21	585
ASMLLARA - Arabic	251	57	0	0	308
ASMLLCHI - Chinese	396	198	36	0	630
ASMLLFRE - French	1,696	384	18	74	2,172
ASMLLGER - German	628	102	24	9	763
ASMLLHBR - Hebrew	68	0	0	0	68
ASMLLITL - Italian	1,566	462	57	0	2,085
ASMLLJPN - Japanese	774	238	30	0	1,042
ASMLLRUS - Russian	276	90	36	9	411
ASMLLSLA - Slavic	32	0	0	0	32
ASMLLSPN - Spanish	5,406	672	21	133	6,232
ASMOB_INT - Molecular Biophysics	0	0	0	132	132
ASMTH - Mathematics	19,691	2,214	180	977	23,062
ASPHI - Philosophy	6,252	1,458	87	343	8,140
ASPHY - Physics	8,548	873	42	1,037	10,500
ASPSY - Psychology	5,339	17,359	299	1,049	24,046
ASREL - Religion	2,718	3,011	111	271	6,111
ASTIC - Statistics	7,596	1,747	758	1,041	11,142
BU - College of Business	13,212	52,889	5,973	428	72,502
Percent of University Student Credit Hours by Level	6.8%	21.4%	10.8%	1.3%	13.5%
BUACC - Accounting	6,042	5,076	1,491	120	12,729
BUBAISC - Business Analytics, Info. Sys. & Supply Chain	3,030	4,665	1,347	0	9,042
BUFIN - Finance	0	11,871	880	93	12,844
BUMAN - Management	1,233	12,355	599	158	14,345
BUMRK - Rockwood School of Marketing	0	12,108	405	33	12,546
BURIR - Risk Mgmt/Ins, Real Estate & Legal Studies	2,907	6,814	1,251	24	10,996

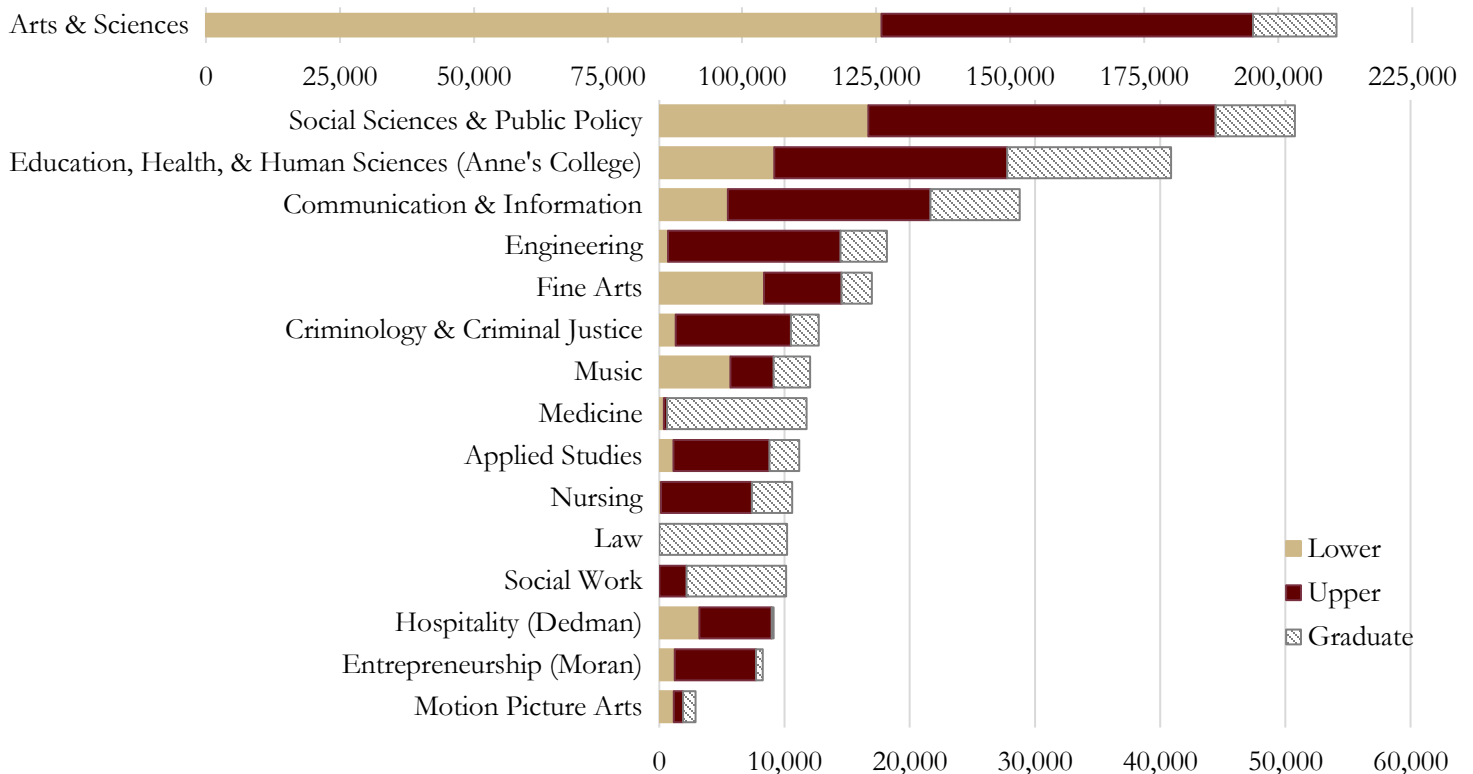
Total Student Credit Hours by Department, Fall 2024

<u>College/Department</u>	<u>Lower</u>	<u>Upper</u>	<u>Grad I</u>	<u>Grad II</u>	<u>Total</u>
CI - College of Communication and Information	5,477	16,177	6,633	498	28,785
Percent of University Student Credit Hours by Level	2.8%	6.5%	12.0%	1.5%	5.3%
CICOM - Communication	3,123	11,455	1,067	132	15,777
CICSI - Communication Disorders	1,154	1,584	2,391	77	5,206
CILIS - Information	1,200	3,138	3,175	289	7,802
CR - College of Criminology and Criminal Justice	1,308	9,194	1,752	474	12,728
Percent of University Student Credit Hours by Level	0.7%	3.7%	3.2%	1.4%	2.4%
EH - College of Education, Health, & Human Sciences (Anne's College)	9,189	18,598	6,889	6,208	40,884
Percent of University Student Credit Hours by Level	4.7%	7.5%	12.5%	18.7%	7.6%
EHFCS - Human Development Family Sciences	2,697	5,271	114	263	8,345
EHLPS - Educational Leadership & Policy Studies	1,408	636	642	1,583	4,269
EHNES - Health, Nutrition and Food Sciences	1,795	4,281	613	253	6,942
EHPLS - Educational Psychology & Learning Systems	1,468	1,351	1,628	3,402	7,849
EHSPM - Sport Mgmt. Rec. Mgmt. & Physical Education	1,287	3,669	1,683	173	6,812
EHTED - Teacher Education	534	3,390	2,209	534	6,667
EG - College of Engineering	710	13,774	1,773	1,922	18,179
Percent of University Student Credit Hours by Level	0.4%	5.6%	3.2%	5.8%	3.4%
EG - College of Engineering	30	0	12	59	101
EGCBE - Chemical and Biomedical Engineering	0	2,630	110	442	3,182
EGCEE - Civil and Environmental Engineering	320	2,980	485	435	4,220
EGECE - Electrical and Computer Engineering	308	2,752	234	408	3,702
EGIND - Industrial and Manufacturing Engineering	52	1,031	653	164	1,900
EGMCH - Mechanical Engineering	0	4,381	279	414	5,074
ET - College of Entrepreneurship (Moran)	1,240	6,477	546	9	8,272
Percent of University Student Credit Hours by Level	0.6%	2.6%	1.0%	0.0%	1.5%
ET - Jim Moran Entrepreneurship	937	4,919	411	9	6,276
ETRMP - Retail Entrepreneurship	303	1,558	135	0	1,996
VA - College of Fine Arts	8,361	6,191	1,943	476	16,971
Percent of University Student Credit Hours by Level	4.3%	2.5%	3.5%	1.4%	3.2%
VAAED - Art Education	0	180	481	217	878
VAAHS - Art History	4,071	948	178	167	5,364
VAART - Art	1,081	1,586	303	0	2,970
VADAN - Dance	582	886	91	1	1,560
VAIND - Interior Architecture and Design	516	718	305	1	1,540
VATHE - School of Theatre	2,111	1,873	585	90	4,659
HP - College of Hospitality (Dedman)	3,216	5,757	153	0	9,126
Percent of University Student Credit Hours by Level	1.7%	2.3%	0.3%	0.0%	1.7%
LW - College of Law	0	0	4,203	6,000	10,203
Percent of University Student Credit Hours by Level	0.0%	0.0%	7.6%	18.1%	1.9%
MD - College of Medicine (non-M.D.)*	375	251	2,752	387	3,765
Percent of University Student Credit Hours by Level	0.2%	0.1%	5.0%	1.2%	0.7%
MD - College of Medicine	0	22	72	0	94
MDHSI - Health Sciences Interdisciplinary	225	229	29	387	870
MDPHYAST - Physician Assistant	150	0	2,651	0	2,801
MP - College of Motion Picture Arts	1,168	744	974	0	2,886
Percent of University Student Credit Hours by Level	0.6%	0.3%	1.8%	0.0%	0.5%
MU - College of Music	5,672	3,453	1,392	1,537	12,054
Percent of University Student Credit Hours by Level	2.9%	1.4%	2.5%	4.6%	2.2%

Total Student Credit Hours by Department, Fall 2024

<u>College/Department</u>	<u>Lower</u>	<u>Upper</u>	<u>Grad I</u>	<u>Grad II</u>	<u>Total</u>
NR - College of Nursing	135	7,272	585	2,620	10,612
Percent of University Student Credit Hours by Level	0.1%	2.9%	1.1%	7.9%	2.0%
SW - College of Social Work	10	2,178	7,755	187	10,130
Percent of University Student Credit Hours by Level	0.0%	0.9%	14.1%	0.6%	1.9%
SS - College of Social Sciences and Public Policy	16,708	27,719	4,846	1,484	50,757
Percent of University Student Credit Hours by Level	8.6%	11.2%	8.8%	4.5%	9.4%
SSAFA_INT - African American Studies	0	588	0	0	588
SSAST_INT - Asian Studies	1	12	54	0	67
SSECO - Economics	6,882	4,587	278	261	12,008
SSGEO - Geography	2,418	1,648	296	183	4,545
SSHPR - Health Policy Research	0	3,124	414	0	3,538
SSIAP_INT - International Affairs	387	622	164	0	1,173
SSISS_INT - Interdisciplinary Social Science	38	933	67	0	1,038
SSLTS_INT - Latin American/Caribbean Study	1	3	0	0	4
SSPAD - School of Public Administration & Policy	0	5,583	2,157	233	7,973
SSPOS - Political Science	4,707	5,285	729	276	10,997
SSSOC - Sociology	2,004	4,668	30	367	7,069
SSURP - Urban & Regional Planning	270	666	657	164	1,757
RG – Registrar's Office	342	41	0	3	386
Percent of University Student Credit Hours by Level	0.2%	0.0%	0.0%	0.0%	0.1%
University Totals (non-M.D.)	194,289	247,657	55,109	33,232	530,287
*MD - College of Medicine (M.D. Instruction - Grad III)					7,995
UNIVERSITY TOTALS					538,282

Total Student Credit Hours, Fall 2024



Source: Fall Final Student Instruction File, All Campus

Online Resource: The student credit hour and FTE reports can be accessed online at ir.fsu.edu/sch.aspx

Student Credit Hours and Headcount by Level/Semester

Total Student Credit Hours						Headcount Enrollments			
<u>2019-20</u>	<u>Summer</u>	<u>Fall</u>	<u>Spring</u>	<u>Total</u>	<u>Annual FTE</u>	<u>2019-20</u>	<u>Summer</u>	<u>Fall</u>	<u>Spring</u>
Lower	61,950	211,878	186,675	460,503	15,350.1	Lower	5,356	12,399	9,883
Upper	67,733	227,191	232,486	527,410	17,580.3	Upper	13,112	20,510	21,829
Grad I	24,000	42,415	41,530	107,945	4,497.7	Graduate	5,492	8,705	8,450
Grad II	<u>17,076</u>	<u>34,895</u>	<u>33,801</u>	<u>85,772</u>	<u>3,573.8</u>	Unclassified	<u>967</u>	<u>1,165</u>	<u>1,050</u>
Total	170,759	516,379	494,492	1,181,630	41,002.0	Total	25,287	42,779	41,212
Grad III	4,957	8,003	8,628	21,588	480*				
<u>2020-21</u>	<u>Summer</u>	<u>Fall</u>	<u>Spring</u>	<u>Total</u>	<u>Annual FTE</u>	<u>2020-21</u>	<u>Summer</u>	<u>Fall</u>	<u>Spring</u>
Lower	69,372	199,774	172,888	442,034	14,734.5	Lower	5,789	11,497	8,896
Upper	72,485	229,157	233,853	535,495	17,849.8	Upper	14,171	20,966	22,488
Grad I	24,991	54,881	53,599	133,471	5,561.3	Graduate	6,188	10,590	10,271
Grad II	<u>17,868</u>	<u>34,512</u>	<u>33,346</u>	<u>85,726</u>	<u>3,571.9</u>	Unclassified	<u>678</u>	<u>825</u>	<u>873</u>
Total	184,716	518,324	493,686	1,196,726	41,717.5	Total	26,826	43,878	42,528
Grad III	5,252	8,041	8,513	21,806	489*				
<u>2021-22</u>	<u>Summer</u>	<u>Fall</u>	<u>Spring</u>	<u>Total</u>	<u>Annual FTE</u>	<u>2021-22</u>	<u>Summer</u>	<u>Fall</u>	<u>Spring</u>
Lower	65,120	209,347	189,015	463,482	15,449.4	Lower	5,635	12,073	9,701
Upper	67,639	230,539	235,484	533,662	17,788.7	Upper	13,930	21,352	22,653
Grad I	35,899	59,087	55,926	150,912	6,288.0	Graduate	7,734	11,129	10,700
Grad II	<u>17,377</u>	<u>32,982</u>	<u>33,099</u>	<u>83,458</u>	<u>3,477.4</u>	Unclassified	<u>740</u>	<u>866</u>	<u>828</u>
Total	186,035	531,955	513,524	1,231,514	43,003.5	Total	28,039	45,420	43,882
Grad III	5,100	7,984	8,597	21,681	485*				
<u>2022-23</u>	<u>Summer</u>	<u>Fall</u>	<u>Spring</u>	<u>Total</u>	<u>Annual FTE</u>	<u>2022-23</u>	<u>Summer</u>	<u>Fall</u>	<u>Spring</u>
Lower	58,224	205,160	180,852	444,236	14,807.9	Lower	5,109	11,596	8,757
Upper	66,463	232,640	239,161	538,264	17,942.1	Upper	13,104	21,143	22,880
Grad I	33,792	55,646	52,578	142,016	5,917.3	Graduate	7,762	10,870	10,164
Grad II	<u>18,077</u>	<u>33,085</u>	<u>31,991</u>	<u>83,153</u>	<u>3,464.7</u>	Unclassified	<u>666</u>	<u>910</u>	<u>916</u>
Total	176,556	526,531	504,582	1,207,669	42,132.0	Total	26,641	44,519	42,717
Grad III	4,930	7,988	8,450	21,368	481*				
<u>2023-24</u>	<u>Summer</u>	<u>Fall</u>	<u>Spring</u>	<u>Total</u>	<u>Annual FTE</u>	<u>2023-24</u>	<u>Summer</u>	<u>Fall</u>	<u>Spring</u>
Lower	58,440	196,924	177,830	433,194	14,439.8	Lower	4,741	9,782	7,695
Upper	69,751	235,205	242,244	547,200	18,240.0	Upper	13,554	22,103	23,775
Grad I	31,214	54,948	52,259	138,421	5,767.5	Graduate	7,124	10,579	10,072
Grad II	<u>16,944</u>	<u>32,955</u>	<u>31,699</u>	<u>81,598</u>	<u>3,399.9</u>	Unclassified	<u>815</u>	<u>1,186</u>	<u>1,013</u>
Total	176,349	520,032	504,032	1,221,601	41,847.3	Total	26,234	43,650	42,555
Grad III	4,838	7,961	8,389	21,188	476*				
<u>2024-25</u>	<u>Summer</u>	<u>Fall</u>	<u>Spring</u>	<u>Total</u>	<u>Annual FTE</u>	<u>2024-25</u>	<u>Summer</u>	<u>Fall</u>	<u>Spring</u>
Lower	57,649	194,289	176,508	428,446	14,281.5	Lower	4,469	9,274	7,418
Upper	72,151	247,657	256,486	576,294	19,209.8	Upper	13,930	23,018	24,741
Grad I	30,836	55,109	53,268	139,213	5,800.5	Graduate	7,082	10,653	10,272
Grad II	<u>17,042</u>	<u>33,232</u>	<u>31,958</u>	<u>82,232</u>	<u>3,426.3</u>	Unclassified	<u>810</u>	<u>1,226</u>	<u>1,081</u>
Total	182,559	538,282	526,816	1,247,657	42,718.2	Total	26,291	44,171	43,512
Grad III	4,881	7,995	8,596	21,472	480*				

*Grad III (Medical) Annual FTE is the fall Medical Doctorate headcount.

Note: The annual full-time equivalency (Annual FTE), which is based on the national standard, is calculated by dividing the total annual undergraduate hours by 30 and the total annual graduate hours by 24.

Source: Final Student Instruction Files (SIF)

Annual Full-Time Equivalent Enrollment (National Standard FTE)

<u>College</u>	<u>2018-19</u>	<u>2019-20</u>	<u>2020-21</u>	<u>2021-22</u>	<u>2022-23</u>	<u>2023-24</u>
College of Applied Studies	551.4	667.3	824.2	776.4	814.1	900.3
Lower	50.0	85.2	129.7	80.1	90.7	91.3
Upper	398.2	452.4	527.4	489.1	507.3	542.6
Graduate	103.2	129.6	167.1	207.2	216.1	266.4
Communication (AP)	152.5	147.0	175.3	151.5	166.3	210.7
Lower	45.7	64.1	96.7	80.1	90.7	91.3
Upper	99.9	76.6	71.8	63.0	52.1	59.9
Graduate	6.8	6.4	6.9	8.4	23.5	59.4
Nursing (AP)	88.8	92.5	102.8	122.5	110.2	122.1
Graduate	88.8	92.5	102.8	122.5	110.2	122.1
Public Safety	241.6	344.2	476.9	502.3	537.6	567.6
Upper	234.1	313.6	419.4	426.1	455.2	482.7
Graduate	7.5	30.6	57.5	76.2	82.4	84.9
Recreation & Leisure Studies*	68.6	83.5	69.2	-	-	-
Lower	4.3	21.1	33.0	-	-	-
Upper	64.2	62.3	36.2	-	-	-
Graduate	0.0	0.1	0.0	-	-	-
College of Arts and Sciences	16,828.6	17,353.0	16,865.8	17,101.3	16,484.1	16,020.6
Lower	9,509.4	10,108.2	9,593.4	10,060.6	9,397.9	9,125.1
Upper	5,417.2	5,335.6	5,498.9	5,335.1	5,388.1	5,236.5
Graduate	1,902.0	1,909.2	1,773.5	1,705.5	1,698.1	1,658.9
American and Foreign Studies	-	-	-	-	-	0.1
Graduate	-	-	-	-	-	0.1
Anthropology	281.4	277.7	271.5	258.3	255.7	202.7
Lower	176.4	188.7	182.8	160.0	139.2	115.2
Upper	84.8	69.7	72.9	81.3	99.4	72.4
Graduate	20.3	19.3	15.8	16.9	17.0	15.1
Biological Science	1,568.5	1,610.2	1,683.8	1,622.3	1,578.4	1,553.1
Lower	895.8	912.6	913.2	881.5	861.7	806.2
Upper	510.9	529.4	616.9	594.9	580.0	617.4
Graduate	161.8	168.1	153.7	145.9	136.7	129.5
Chemistry and Biochemistry	1,368.1	1,361.9	1,370.2	1,428.0	1,376.9	1,376.0
Lower	913.1	945.3	988.3	1,045.0	1,009.6	1,022.3
Upper	237.1	196.6	200.5	195.0	190.8	194.3
Graduate	217.9	220.0	181.4	188.0	176.5	159.4
Classics Subtotal	592.1	640.8	508.9	550.1	556.8	485.2
Lower	246.2	304.2	222.7	260.9	256.8	222.2
Upper	301.5	295.0	255.0	262.9	271.4	232.3
Graduate	44.5	41.7	31.2	26.3	28.5	30.7
Classics	556.5	604.4	467.0	514.1	519.5	446.4
Lower	222.9	276.7	190.3	232.7	227.1	191.0
Upper	298.3	292.9	253.2	259.4	270.0	231.6
Graduate	35.4	34.8	23.4	22.0	22.3	23.8
Greek	9.4	6.0	7.7	6.6	6.7	7.6
Lower	3.7	2.3	2.4	3.3	2.4	3.6
Upper	0.7	0.5	0.5	1.4	0.3	0.4
Graduate	5.0	3.3	4.8	1.9	4.0	3.6
Latin	26.1	30.4	34.3	29.4	30.6	31.2
Lower	19.6	25.2	30.0	24.9	27.3	27.6
Upper	2.5	1.6	1.3	2.1	1.1	0.3
Graduate	4.0	3.6	3.0	2.4	2.2	3.3
Computer Science	1,180.9	1,298.2	1,289.0	1,393.6	1,488.0	1,532.6
Lower	403.6	464.9	383.9	436.0	423.8	383.5
Upper	634.4	700.4	741.4	769.8	825.0	891.8
Graduate	143.0	133.0	163.7	187.8	239.3	257.3
Earth, Ocean & Atmospheric Science	687.2	696.6	666.8	677.0	680.3	677.8
Lower	423.9	445.3	393.9	413.3	406.0	403.8
Upper	131.8	121.8	157.3	156.3	172.4	178.5
Graduate	131.5	129.5	115.6	107.4	101.9	95.5

*Recreation & Leisure Studies moved to College of Hospitality in 2020-21

Annual Full-Time Equivalent Enrollment (National Standard FTE)

<u>College</u>	<u>2018-19</u>	<u>2019-20</u>	<u>2020-21</u>	<u>2021-22</u>	<u>2022-23</u>	<u>2023-24</u>
College of Arts and Sciences (continued)						
English	1,872.4	1,896.6	1,614.8	1,934.3	1,709.2	1,575.6
Lower	1,065.9	1,128.5	918.0	1265.4	1,044.0	980.7
Upper	651.7	613.9	519.7	502.0	491.5	434.2
Graduate	154.9	154.2	177.1	166.9	173.7	160.7
History	749.5	803.4	840.1	847.5	772.8	837.5
Lower	363.5	409.9	415.3	481.4	422.2	497.7
Upper	311.0	315.5	361.3	313.8	296.0	287.8
Graduate	75.0	78.0	63.4	52.3	54.5	51.9
Humanities	303.1	386.7	377.0	337.5	404.6	427.3
Lower	208.4	286.9	266.7	204.2	248.4	269.7
Upper	90.2	94.0	105.0	132.1	154.9	157.4
Graduate	4.5	5.8	5.3	1.2	1.3	0.3
Mathematics	1,672.8	1,742.8	1,630.2	1,715.7	1,598.6	1,602.4
Lower	1,385.0	1,455.7	1,363.5	1,450.9	1,339.5	1,340.0
Upper	184.1	171.9	155.5	157.5	149.4	155.2
Graduate	103.7	115.2	111.2	107.3	109.7	107.2
Modern Languages Subtotal	1,417.6	1,387.4	1,333.8	1,234.6	1,215.3	1,180.3
Lower	1,007.3	1,000.5	976.8	900.7	909.9	900.6
Upper	319.1	299.2	276.8	261.8	242.4	220.6
Graduate	91.3	87.7	80.2	72.1	62.9	59.1
Arabic	33.8	32.6	29.2	27.9	24.3	26.0
Lower	20.0	23.3	16.4	15.1	13.8	14.6
Upper	12.6	8.6	13.2	12.9	10.5	11.4
Graduate	1.1	0.6	0.3	0.0	0.0	0.0
Chinese	51.0	64.2	64.8	55.1	51.4	44.0
Lower	24.5	37.5	34.7	31.7	33.5	29.3
Upper	24.6	24.4	27.9	21.4	16.3	13.8
Graduate	1.9	2.3	2.3	2.0	1.6	0.9
French	207.1	194.3	185.5	182.7	175.1	163.7
Lower	140.0	131.3	130.1	134.1	133.2	125.6
Upper	48.3	46.0	40.9	32.6	29.4	29.6
Graduate	18.8	16.9	14.5	16.0	12.5	8.5
German	74.9	70.3	74.2	78.5	71.1	61.4
Lower	49.5	51.3	54.2	57.9	55.7	47.5
Upper	18.3	14.6	15.7	16.8	10.4	10.0
Graduate	7.2	4.3	4.3	3.9	5.0	3.9
Hebrew	5.6	5.6	3.9	3.5	4.5	3.6
Lower	5.6	5.6	3.9	3.5	4.5	3.6
Italian	138.5	135.0	129.1	137.3	165.1	158.7
Lower	93.7	93.4	88.4	95.4	117.6	119.9
Upper	38.6	37.8	34.9	37.7	43.1	34.8
Graduate	6.1	3.9	5.8	4.1	4.4	4.0
Japanese	63.4	58.6	76.2	66.1	66.9	73.8
Lower	40.8	40.1	49.5	42.5	46.3	49.1
Upper	21.1	14.1	22.1	21.9	19.5	20.7
Graduate	1.5	4.4	4.6	1.6	1.1	4.0
Modern Languages, general	46.8	56.4	39.3	34.0	52.9	53.1
Lower	1.9	1.9	3.5	0.0	4.6	3.9
Upper	22.6	24.7	15.4	19.7	36.9	35.7
Graduate	22.3	29.8	20.4	14.3	11.4	13.5
Portuguese	5.5	3.5	2.5	1.6	0.0	0.0
Upper	4.5	2.6	2.5	1.6	0.0	0.0
Graduate	1.0	0.9	0.0	0.0	0.0	0.0
Russian	67.1	65.5	55.8	53.2	38.8	32.0
Lower	28.6	27.6	23.0	23.7	24.0	16.3
Upper	33.2	35.8	29.2	25.1	11.3	10.5
Graduate	5.3	2.1	3.6	4.4	3.5	5.1
Slavic	4.7	8.7	5.4	5.7	5.9	2.1
Upper	3.9	8.1	4.6	4.8	4.8	1.8
Graduate	0.8	0.6	0.8	0.9	1.1	0.3

Annual Full-Time Equivalent Enrollment (National Standard FTE)

<u>College</u>	<u>2018-19</u>	<u>2019-20</u>	<u>2020-21</u>	<u>2021-22</u>	<u>2022-23</u>	<u>2023-24</u>
College of Arts and Sciences (continued)						
Spanish	719.5	694.8	667.2	589.0	559.3	562.0
Lower	602.7	588.4	573.1	496.8	476.7	490.8
Upper	91.4	84.0	70.3	67.2	60.2	52.2
Graduate	25.4	22.3	23.8	25.0	22.3	19.0
Philosophy	608.1	707.6	724.1	697.3	592.2	579.5
Lower	412.7	528.6	548.5	543.1	448.0	443.4
Upper	131.4	116.8	121.3	102.5	100.8	85.6
Graduate	64.0	62.2	54.3	51.7	43.4	50.5
Physics	828.6	855.4	822.1	807.4	787.0	766.6
Lower	574.7	600.0	603.5	607.2	601.4	604.0
Upper	58.5	54.8	55.5	49.0	45.3	38.6
Graduate	195.4	200.6	163.1	151.1	140.3	124.0
Psychology	1,972.8	1,979.5	2,080.9	2,023.3	2,021.8	1,821.4
Lower	482.1	476.0	497.0	479.7	460.0	375.6
Upper	1,280.9	1,281.7	1,387.8	1,356.8	1,374.8	1,279.5
Graduate	209.7	221.8	196.2	186.8	187.0	166.4
Religion	686.2	662.5	608.0	546.7	474.0	436.3
Lower	334.2	326.2	294.9	277.0	204.2	188.7
Upper	290.2	275.1	268.1	227.3	231.3	210.8
Graduate	61.8	61.2	45.0	42.3	38.5	36.8
Scientific Computing	73.1	78.6	66.7	54.5	56.9	67.1
Lower	8.3	13.9	10.5	9.8	13.7	13.5
Upper	23.7	27.5	22.5	16.9	16.8	22.3
Graduate	41.1	37.3	33.7	27.8	26.5	31.4
Statistics	868.0	873.8	886.7	896.1	850.3	832.9
Lower	594.3	607.5	598.5	630.8	598.3	548.0
Upper	114.9	112.0	126.3	112.0	111.0	120.2
Graduate	158.8	154.4	162.0	153.3	141.0	164.7
Interdepartmental Programs and Institutes						
Aerospace Studies	17.6	18.0	17.7	16.5	16.4	17.8
Lower	7.2	6.3	8.8	8.5	5.8	4.8
Upper	10.4	11.7	8.9	8.0	10.6	13.0
History and Philosophy of Science	28.6	25.0	24.8	18.5	10.6	11.7
Upper	28.1	24.6	24.4	17.9	10.6	11.7
Graduate	0.5	0.4	0.4	0.6	0.0	0.0
Military Science	23.9	24.2	22.9	18.7	15.4	16.3
Lower	6.9	7.2	6.6	5.0	5.2	5.3
Upper	17.0	17.0	16.3	13.7	10.2	11.0
Molecular Biophysics	27.9	24.5	25.9	23.6	22.8	20.4
Upper	5.6	5.6	5.6	3.6	3.5	1.9
Graduate	22.3	18.9	20.3	20.0	19.3	18.5
College of Business	4,504.4	4,542.1	5,141.9	5,273.6	5,129.0	5,177.0
Lower	755.9	777.3	903.7	874.8	922.8	939.5
Upper	3,145.5	3,144.6	3,329.2	3,448.4	3,486.4	3,642.4
Graduate	603.0	620.2	909.0	950.4	719.9	595.2
Accounting	786.9	779.2	904.8	840.5	823.8	862.5
Lower	369.1	373.7	433.4	392.9	430.8	455.0
Upper	296.3	267.4	300.9	282.3	261.2	299.8
Graduate	121.5	138.2	170.5	165.3	131.8	107.7
Business Administration	1.1	1.1	0.0	0.0	0.0	0.0
Upper	1.1	1.1	0.0	0.0	0.0	0.0
Bus. Analytics, Info. Systems & Supply Chain	647.6	664.3	852.7	757.6	690.3	676.2
Lower	178.6	180.7	247.4	232.6	230.5	240.3
Upper	358.7	358.7	385.8	335.5	332.2	334.2
Graduate	110.3	124.9	219.5	189.5	127.6	101.7
Finance	779.0	753.9	888.3	949.5	879.3	897.9
Upper	642.0	631.4	734.6	745.4	725.2	761.4
Graduate	137.0	122.5	153.7	204.1	154.2	136.5
Management Information Systems	2.4	2.3	2.9	2.8	0.0	0.0
Graduate	2.4	2.3	2.9	2.8	0.0	0.0

Annual Full-Time Equivalent Enrollment (National Standard FTE)

<u>College</u>	<u>2018-19</u>	<u>2019-20</u>	<u>2020-21</u>	<u>2021-22</u>	<u>2022-23</u>	<u>2023-24</u>
College of Business (continued)						
Management	841.6	851.3	892.3	1,066.0	1,054.5	1,039.0
Lower	16.7	31.2	41.1	43.1	53.3	40.4
Upper	738.1	742.0	761.1	879.2	895.8	911.5
Graduate	86.8	78.1	90.1	143.8	105.4	87.1
School of Marketing (Dr. Rockwood)	694.1	752.6	865.2	955.6	978.8	1,000.6
Upper	636.3	694.1	746.7	818.9	881.3	920.5
Graduate	57.8	58.5	118.5	136.7	97.5	80.2
Risk Management/Insurance, Real Estate	751.7	737.3	735.7	701.7	702.3	700.8
Lower	191.5	191.7	181.8	206.2	208.2	203.8
Upper	473.0	449.9	400.1	387.1	390.7	415.0
Graduate	87.2	95.8	153.8	108.4	103.4	82.0
College of Communication & Information	2,245.0	2,288.2	2,186.3	2,447.9	2,345.9	2,337.1
Lower	642.3	658.4	550.4	622.7	564.3	530.8
Upper	998.7	984.8	903.6	1,017.2	961.7	986.7
Graduate	604.0	645.0	732.3	808.0	819.9	819.5
Communication	1,215.4	1,208.5	1,110.7	1,252.8	1,140.5	1,114.1
Lower	442.2	455.9	394.4	432.4	369.2	343.0
Upper	647.0	624.9	555.8	653.8	621.0	631.3
Graduate	126.2	127.7	160.5	166.8	150.3	139.8
Communication Disorders	257.3	427.5	420.9	478.8	487.8	502.0
Lower	37.6	66.4	54.2	71.8	78.7	72.2
Upper	60.1	123.1	126.2	134.9	127.4	128.0
Graduate	159.6	238.0	240.5	272.2	281.8	301.8
Information	600.8	652.1	654.7	716.2	717.6	721.0
Lower	134.5	136.1	101.8	118.5	116.4	115.6
Upper	227.8	236.8	221.6	228.6	213.4	227.4
Graduate	238.5	279.2	331.3	369.1	387.8	378.0
College of Criminology & Criminal Justice	927.3	998.4	1,126.3	1,071.8	1,053.0	1,026.3
Lower	55.2	62.0	86.7	75.1	76.7	86.8
Upper	708.8	778.3	802.3	747.4	761.0	720.1
Graduate	163.3	158.1	237.3	249.3	215.3	219.4
College of Education**	1,850.4	1,991.1	2,181.0	2,312.6	2,279.6	-
Lower	312.6	319.4	295.2	320.3	335.1	-
Upper	683.8	664.4	674.8	604.0	612.1	-
Graduate	854.0	1,007.3	1,211.1	1,388.3	1,332.4	-
Educational Leadership & Policy Studies	377.4	399.0	488.5	466.0	452.7	-
Lower	108.3	134.5	158.2	143.1	129.4	-
Upper	46.3	42.5	66.3	30.8	46.9	-
Graduate	222.8	222.0	263.9	292.1	276.4	-
Ed. Psychology and Learning Systems	506.0	543.7	594.9	652.5	678.0	-
Lower	47.7	49.2	44.7	48.9	62.8	-
Upper	120.8	118.2	104.4	97.6	89.5	-
Graduate	348.5	376.3	445.8	506.0	525.8	-
School of Teacher Education	470.8	542.6	604.3	641.0	585.9	-
Lower	75.9	54.0	50.4	51.9	46.2	-
Upper	216.2	214.5	229.8	224.2	223.7	-
Graduate	178.8	274.2	324.1	364.8	316.0	-
Sport Management	496.2	505.8	493.4	553.2	563.0	-
Lower	80.6	81.7	41.9	76.4	96.7	-
Upper	300.5	289.2	274.2	251.4	252.1	-
Graduate	115.1	134.8	177.3	225.5	214.2	-
College of Education, Health, and Human Sciences (Anne's College)**	-	-	-	-	-	3,512.0
Lower	-	-	-	-	-	679.5
Upper	-	-	-	-	-	1,391.7
Graduate	-	-	-	-	-	1,440.9

**The Colleges of Education and Health & Human Sciences merged to form the College of Education, Health, & Human Sciences in Fall 2023

Annual Full-Time Equivalent Enrollment (National Standard FTE)

<u>College</u>	<u>2018-19</u>	<u>2019-20</u>	<u>2020-21</u>	<u>2021-22</u>	<u>2022-23</u>	<u>2023-24</u>
College of Education, Health, and Human Sciences (Anne's College)** (continued)						
Educational Leadership & Policy Studies	-	-	-	-	-	438.5
Lower	-	-	-	-	-	114.3
Upper	-	-	-	-	-	65.9
Graduate	-	-	-	-	-	258.3
Ed. Psychology and Learning Systems	-	-	-	-	-	678.4
Lower	-	-	-	-	-	65.9
Upper	-	-	-	-	-	89.0
Graduate	-	-	-	-	-	523.5
Human Development & Family Science	-	-	-	-	-	684.5
Lower	-	-	-	-	-	206.7
Upper	-	-	-	-	-	420.0
Graduate	-	-	-	-	-	57.8
Nutrition & Integrative Physiology	-	-	-	-	-	593.7
Lower	-	-	-	-	-	159.4
Upper	-	-	-	-	-	343.2
Graduate	-	-	-	-	-	91.1
School of Teacher Education	-	-	-	-	-	573.7
Lower	-	-	-	-	-	40.0
Upper	-	-	-	-	-	222.7
Graduate	-	-	-	-	-	311.0
Sport Management	-	-	-	-	-	543.3
Lower	-	-	-	-	-	93.2
Upper	-	-	-	-	-	250.9
Graduate	-	-	-	-	-	199.2
College of Engineering	1,079.7	1,082.9	1,125.4	1,231.7	1,258.6	1,387.3
Lower	38.8	42.8	33.7	36.6	35.5	37.4
Upper	830.9	828.1	849.8	886.8	900.1	977.6
Graduate	209.9	212.0	241.9	308.3	323.0	372.3
Chemical & Biomedical Engineering	173.2	179.1	213.4	221.8	217.6	237.5
Upper	143.4	149.1	174.9	176.6	174.8	188.7
Graduate	29.8	30.0	38.5	45.2	42.8	48.8
Civil & Environmental Engineering	229.1	227.8	244.0	262.6	283.2	318.9
Lower	12.3	14.9	13.7	14.7	14.6	16.8
Upper	187.7	182.6	196.0	199.9	211.9	222.1
Graduate	29.1	30.4	34.3	48.0	56.7	80.0
Electrical & Computer Engineering	247.0	244.4	238.7	260.3	258.2	281.7
Lower	16.9	16.9	15.8	18.4	18.0	17.5
Upper	177.0	181.0	172.3	176.2	181.1	201.8
Graduate	53.1	46.5	50.6	65.7	59.1	62.4
Industrial & Manufacturing Engineering	117.8	123.5	125.2	142.1	147.8	159.2
Lower	9.6	11.0	4.2	3.5	2.8	2.1
Upper	75.6	73.3	70.4	69.3	68.9	61.6
Graduate	32.6	39.2	50.6	69.3	76.1	95.5
Mechanical Engineering	312.6	308.0	300.6	335.0	341.1	376.5
Upper	247.3	242.1	236.3	264.8	263.5	303.4
Graduate	65.3	65.9	64.3	70.2	77.6	73.1
Materials Science	-	-	3.6	10.0	10.7	13.6
Lower	-	-	0.0	0.0	0.0	1.0
Graduate	-	-	3.6	10.0	10.7	12.7
College of Entrepreneurship (Moran)	611.8	651.8	641.2	594.1	560.8	579.4
Lower	37.7	81.4	107.9	105.5	97.7	110.6
Upper	574.1	565.0	494.3	435.6	407.6	408.7
Graduate	0.0	5.4	39.0	53.0	55.5	60.1

**The Colleges of Education and Health & Human Sciences merged to form the College of Education, Health, & Human Sciences in Fall 2023

Annual Full-Time Equivalent Enrollment (National Standard FTE)

<u>College</u>	<u>2018-19</u>	<u>2019-20</u>	<u>2020-21</u>	<u>2021-22</u>	<u>2022-23</u>	<u>2023-24</u>
College of Entrepreneurship (Moran) (continued)						
Entrepreneurship	391.3	468.4	460.5	468.8	443.1	457.2
Lower	23.4	71.8	93.2	92.4	76.8	93.5
Upper	367.9	395.0	338.4	333.6	317.3	314.1
Graduate	0.0	1.6	29.0	42.8	49.0	49.5
Retail Entrepreneurship	220.5	183.4	180.7	125.3	117.7	122.3
Lower	14.3	9.6	14.7	13.1	20.9	17.1
Upper	206.2	170.0	156.0	102.0	90.3	94.5
Graduate	0.0	3.8	10.0	10.3	6.5	10.6
College of Fine Arts	1,483.2	1,435.7	1,403.6	1,451.7	1,468.3	1,463.1
Lower	620.2	665.1	685.4	682.2	678.8	693.7
Upper	608.7	526.1	486.4	532.8	547.7	525.2
Graduate	254.3	244.6	231.4	236.7	241.8	244.2
Art	392.0	289.4	279.3	283.7	304.0	296.1
Lower	117.8	112.8	87.4	102.7	112.6	103.9
Upper	251.6	157.9	169.5	159.6	171.0	170.4
Graduate	22.6	18.6	22.4	21.4	20.4	21.8
Art Education	88.3	98.4	112.1	132.4	132.7	107.9
Upper	9.3	19.1	37.8	48.1	40.2	20.0
Graduate	79.0	79.3	74.3	84.3	92.5	87.9
Art History	392.2	449.1	441.6	413.8	420.1	426.6
Lower	294.0	351.1	355.0	311.6	309.0	316.1
Upper	61.8	63.0	48.1	65.3	77.3	78.3
Graduate	36.4	35.0	38.5	37.0	33.8	32.1
Dance	145.1	133.1	101.2	108.9	102.2	111.1
Lower	55.8	52.8	34.8	42.7	36.1	41.8
Upper	62.7	56.1	50.8	52.1	54.4	55.6
Graduate	26.6	24.2	15.6	14.2	11.7	13.8
Interior Design	139.6	144.4	126.8	119.8	117.5	120.6
Lower	34.5	40.1	31.1	29.2	33.9	34.9
Upper	89.4	91.0	83.3	79.5	64.8	61.4
Graduate	15.6	13.4	12.4	11.2	18.8	24.3
School of Theatre	326.1	321.4	342.7	393.0	391.9	400.8
Lower	118.2	108.3	177.1	196.1	187.2	197.0
Upper	133.9	139.0	97.3	128.3	140.1	139.4
Graduate	74.0	74.1	68.3	68.6	64.7	64.4
College of Health & Human Sciences**	1,323.9	1,365.3	1,433.0	1,405.8	1,361.7	-
Lower	390.3	384.2	392.5	391.1	379.7	-
Upper	821.3	854.5	892.1	846.6	819.8	-
Graduate	112.3	126.6	148.4	168.0	162.1	-
Human Development & Family Science	724.9	799.0	789.3	756.0	733.0	-
Lower	233.5	237.3	231.5	227.4	221.4	-
Upper	448.3	517.7	508.0	469.4	454.2	-
Graduate	43.1	44.0	49.8	59.2	57.5	-
Nutrition & Integrative Physiology	599.0	566.3	643.7	649.8	628.6	-
Lower	156.8	146.9	161.0	163.7	158.3	-
Upper	373.0	336.8	384.1	377.2	365.7	-
Graduate	69.2	82.7	98.7	108.9	104.7	-
College of Hospitality (Dedman)	589.4	620.7	603.1	675.7	734.8	740.7
Lower	233.4	199.3	212.9	199.3	225.3	272.3
Upper	390.0	407.8	399.2	438.9	453.2	460.6
Graduate	0.1	0.0	4.6	11.5	7.8	7.8
College of Law	812.5	897.2	1,004.7	1,067.2	1,060.9	1,002.0
Graduate	812.5	897.2	1,004.7	1,067.2	1,060.9	1,002.0

**The Colleges of Education and Health & Human Sciences merged to form the College of Education, Health, & Human Sciences in Fall 2023

Annual Full-Time Equivalent Enrollment (National Standard FTE)

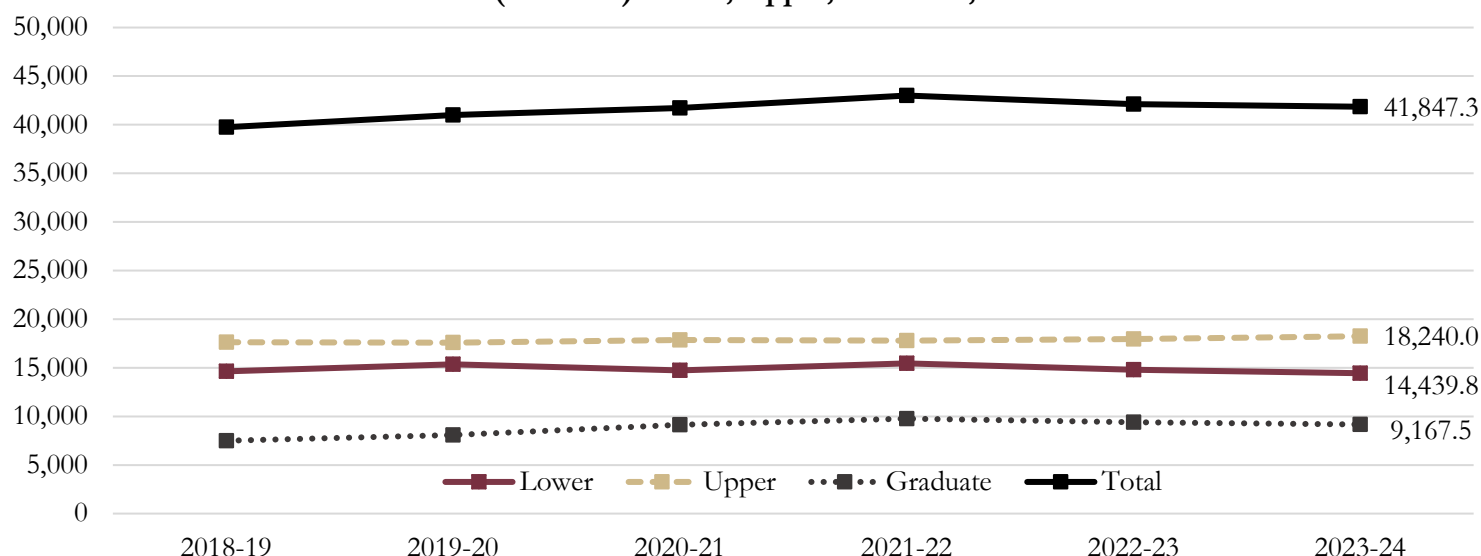
<u>College</u>	<u>2018-19</u>	<u>2019-20</u>	<u>2020-21</u>	<u>2021-22</u>	<u>2022-23</u>	<u>2023-24</u>
College of Medicine (non-M.D.)	261.3	341.5	394.1	381.5	390.5	380.2
Lower	29.9	24.6	25.4	23.9	22.6	20.8
Upper	16.7	31.6	37.3	27.1	32.1	27.3
Graduate	214.6	285.3	331.5	330.4	335.8	332.1
College of Medicine	15.5	15.3	16.8	11.2	15.5	12.1
Lower	1.0	0.0	0.0	0.0	0.0	0.0
Upper	2.6	5.1	4.1	4.1	4.5	3.3
Graduate	11.9	10.1	12.7	7.1	11.0	8.9
Health Sciences Interdisciplinary	82.1	95.3	100.4	89.4	93.9	85.9
Lower	20.5	16.3	15.8	13.5	12.7	10.8
Upper	14.1	26.5	33.2	23.0	27.6	24.0
Graduate	47.4	52.5	51.4	52.8	53.6	51.1
Physician Assistant Program	163.7	231.1	276.9	280.9	281.1	282.1
Lower	8.4	8.3	9.6	10.4	9.9	10.0
Graduate	155.3	222.8	267.3	270.0	271.2	272.1
College of Motion Picture Arts	241.8	231.2	218.6	262.9	245.4	249.2
Lower	67.6	57.2	55.8	96.4	79.0	71.5
Upper	65.6	66.2	57.5	61.6	64.6	67.2
Graduate	108.5	107.9	105.3	105.0	101.8	110.5
College of Music	1,144.7	1,161.7	1,051.0	1,048.2	953.3	917.4
Lower	561.5	582.2	500.8	481.5	425.0	405.8
Upper	295.5	272.9	263.3	268.2	250.2	234.6
Graduate	287.7	306.6	286.8	298.5	278.1	277.0
College of Nursing	338.6	345.2	359.3	431.0	526.5	722.9
Lower	-	-	-	-	-	4.9
Upper	232.2	225.4	232.3	273.6	362.6	511.7
Graduate	106.3	119.8	127.0	157.4	163.9	206.3
College of Social Sciences & Public Policy	4,135.5	4,064.4	4,073.4	4,315.1	4,339.7	4,304.0
Lower	1,312.8	1,264.4	1,170.6	1,352.6	1,396.3	1,341.1
Upper	2,262.1	2,236.0	2,196.8	2,194.0	2,232.9	2,335.6
Graduate	560.6	564.0	706.0	768.4	710.5	627.3
African American Studies	41.2	30.8	33.4	39.4	32.9	65.2
Lower	21.7	17.4	18.2	20.9	18.8	43.3
Upper	19.5	13.4	15.2	18.5	14.1	21.9
Asian Studies	0.0	0.5	0.9	2.0	3.0	3.8
Upper	0.0	0.2	0.0	0.9	2.1	1.9
Graduate	0.0	0.3	0.9	1.1	0.9	1.9
Demography	2.0	1.0	0.8	0.8	0.9	0.1
Graduate	2.0	1.0	0.8	0.8	0.9	0.1
Economics	1,059.8	1,064.5	1,009.3	991.4	949.9	911.3
Lower	547.8	569.4	500.2	559.4	525.0	481.9
Upper	422.5	414.1	425.5	356.5	359.6	367.2
Graduate	89.5	81.0	83.6	75.5	65.3	62.2
Geography	462.1	440.2	379.2	376.1	427.1	416.8
Lower	241.3	229.6	207.3	210.9	221.2	208.4
Upper	160.0	160.9	128.6	119.7	161.5	164.1
Graduate	60.8	49.7	43.4	45.5	44.4	44.3
Health Policy Research	20.1	68.2	157.9	222.9	275.4	274.9
Upper	0.0	50.7	139.9	198.3	231.5	232.4
Graduate	20.1	17.5	18.0	24.6	43.9	42.5
International Affairs	191.3	159.9	113.0	142.3	116.6	120.0
Lower	52.3	42.5	32.0	33.2	27.6	23.8
Upper	118.9	98.9	59.7	87.1	72.2	80.5
Graduate	20.1	18.5	21.3	22.0	16.8	15.6
Political Science	741.4	721.6	754.3	780.1	773.5	808.3
Lower	187.2	187.0	185.4	234.8	302.6	316.9
Upper	481.2	452.1	456.6	427.7	382.6	412.6
Graduate	73.0	82.4	112.3	117.6	88.3	78.8

Annual Full-Time Equivalent Enrollment (National Standard FTE)

College	2018-19	2019-20	2020-21	2021-22	2022-23	2023-24
College of Social Sciences & Public Policy (continued)						
Russian & East European Studies	0.4	0.3	0.0	0.0	0.1	0.0
Upper	0.1	0.0	0.0	0.0	0.1	0.0
Graduate	0.3	0.3	0.0	0.0	0.0	0.0
School of Public Admin. & Policy (Askew)	694.7	695.4	792.5	847.8	845.6	758.6
Upper	535.4	526.3	522.9	509.3	530.5	501.4
Graduate	159.3	169.1	269.6	338.5	315.1	257.2
Social Sciences, Interdisciplinary	68.4	81.3	88.9	90.1	73.6	90.1
Lower	12.1	13.0	16.5	14.3	2.5	2.7
Upper	49.0	60.7	65.1	65.4	61.6	82.4
Graduate	7.4	7.6	7.3	10.4	9.5	5.0
Sociology	698.9	645.9	582.3	674.0	694.8	703.5
Lower	226.5	181.9	189.1	255.5	273.4	241.5
Upper	417.4	408.9	333.1	362.4	369.0	415.7
Graduate	54.9	55.1	60.1	56.1	52.4	46.3
Urban and Regional Planning	155.2	154.6	161.1	148.1	146.4	151.3
Lower	23.9	23.5	21.9	23.5	25.1	22.4
Upper	58.0	49.4	50.3	48.3	48.0	55.5
Graduate	73.3	81.7	88.9	76.3	73.3	73.4
College of Social Work	764.2	925.7	1,069.8	1,131.3	1,091.6	1,096.4
Lower	0.8	0.8	0.8	0.6	0.9	0.7
Upper	177.4	203.0	201.1	178.5	151.6	168.4
Graduate	586.1	722.0	867.9	952.2	939.1	927.3
Registrar	40.4	27.7	6.4	23.9	34.4	31.3
Lower	34.9	24.1	3.1	20.1	31.4	27.9
Upper	5.3	3.6	3.2	3.7	3.0	3.3
Graduate	0.3	0.0	0.0	0.1	0.0	0.1
The Graduate School***	10.8	11.1	8.5	-	-	-
Graduate	10.8	11.1	8.5	-	-	-
University Total (Non-MD)	39,744.9	41,002.0	41,717.5	43,003.6	42,132.0	41,847.3
Lower	14,619.2	15,350.1	14,734.5	15,449.4	14,807.9	14,439.8
Upper	17,632.2	17,580.3	17,849.8	17,788.7	17,942.1	18,240.0
Graduate	7,493.4	8,071.5	9,133.2	9,765.4	9,382.0	9,167.5
College of Medicine (MD Headcount)	476	480	489	485	481	476

***all credit hours from The Graduate School moved to Materials Science in 2020-21

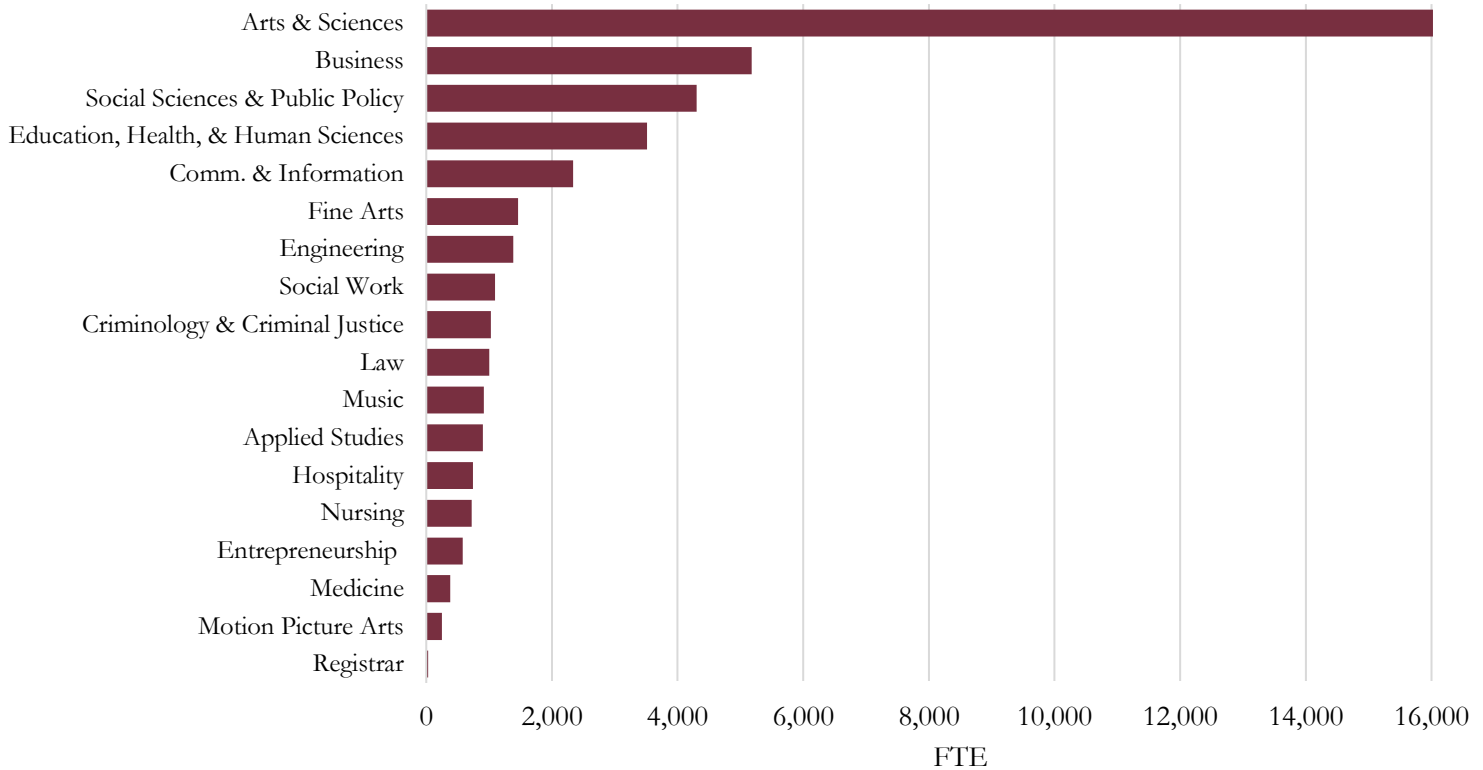
Overall (non-MD) Lower, Upper, Graduate, and FTE



Note: A National Standard FTE is represented by 30 annual hours at the undergraduate class level; 24 annual hours at the graduate class level
Source: Final Student Instruction Files (SIF), Student Credit Hours Report, All Campus

Annual FTE Enrollment by College (National Standard FTE)

2023-24 Annual FTE



<u>College</u>	<u>2018-19</u>	<u>2019-20</u>	<u>2020-21</u>	<u>2021-22</u>	<u>2022-23</u>	<u>2023-24</u>
College of Applied Studies	551.4	667.3	824.2	776.4	814.1	900.3
College of Arts & Sciences	16,828.6	17,353.0	16,865.8	17,101.3	16,484.1	16,020.6
College of Business	4,504.4	4,542.1	5,141.9	5,273.6	5,129.0	5,177.0
College of Communication & Information	2,245.0	2,288.2	2,186.3	2,447.9	2,345.9	2,337.1
College of Criminology & Criminal Justice	927.3	998.4	1,126.3	1,071.8	1,053.0	1,026.3
College of Education*	1,850.4	1,991.1	2,181.0	2,312.6	2,279.6	-
College of Education, Health, & Human Sciences (Anne's College)*	-	-	-	-	-	3,512.0
College of Engineering	1,079.7	1,082.9	1,125.4	1,231.7	1,258.6	1,387.3
College of Entrepreneurship (Moran)	611.8	651.8	641.2	594.1	560.8	579.4
College of Fine Arts	1,483.2	1,435.7	1,403.6	1,451.7	1,468.3	1,463.1
The Graduate School**	10.8	11.1	8.5	-	-	-
College of Health and Human Sciences*	1,323.9	1,365.3	1,433.0	1,405.8	1,361.7	-
College of Hospitality (Dedman)	589.4	620.7	603.1	675.7	734.8	740.7
College of Law	812.5	897.2	1,004.7	1,067.2	1,060.9	1,002.0
College of Medicine (non-MD)	261.3	341.3	394.1	381.5	390.5	380.2
College of Motion Picture Arts	241.8	231.2	218.6	262.9	245.4	249.2
College of Music	1,144.7	1,161.7	1,051.0	1,048.2	953.3	917.4
College of Nursing	338.6	345.2	359.3	431.0	526.5	722.9
College of Social Sciences and Public Policy	4,135.5	4,064.4	4,073.4	4,315.1	4,339.7	4,304.0
College of Social Work	764.2	925.7	1,069.8	1,131.3	1,091.6	1,096.4
Registrar	20.6	27.7	6.4	23.9	34.4	31.3
University Totals (Non-MD)	39,744.9	41,002.0	41,717.5	43,003.6	42,132.0	41,847.3
College of Medicine (MD Headcount)	476	480	489	485	481	476

*The Colleges of Education and Health & Human Sciences merged to form the College of Education, Health, & Human Sciences in Fall 2023

**All course credits within The Graduate School moved to College of Engineering in 2020-21

Source: Final Students Instruction Files (SIF), Total Student Credit Hours Report, All Campus

Headcount Summaries by Academic Department

<u>College / Department</u>	<u>Fall 2022</u>				<u>Fall 2023</u>				<u>Fall 2024</u>			
	<u>L</u>	<u>U</u>	<u>G</u>	<u>Total</u>	<u>L</u>	<u>U</u>	<u>G</u>	<u>Total</u>	<u>L</u>	<u>U</u>	<u>G</u>	<u>Total</u>
Applied Studies	15	168	212	395	17	166	264	447	21	163	304	488
Percent of University Headcount	0.1%	0.8%	1.9%	0.9%	0.0%	0.4%	0.6%	1.0%	0.2%	0.7%	2.8%	1.1%
Financial Planning	2	1	0	3	4	24	0	28	3	43	0	46
Nursing Anesthesia	0	0	90	90	0	0	91	91	0	0	96	96
Professional Communication	2	56	36	94	2	52	90	144	6	44	102	152
Public Safety & Security	11	109	86	206	11	90	83	184	12	76	106	194
Recreation, Tourism & Events*	0	2	0	2	-	-	-	-	-	-	-	-
Arts & Sciences	3,188	6,204	1,827	11,219	2,662	6,473	1,854	10,989	2,400	6,503	1,741	10,644
Percent of University Headcount	27.8%	29.1%	16.8%	25.2%	6.1%	14.8%	4.2%	25.1%	25.4%	28.4%	16.3%	24.0%
Anthropology	16	66	22	104	17	56	21	94	14	62	26	102
Biological Science	909	1,197	108	2,214	849	1,393	108	2,350	783	1,427	90	2,300
Chemistry & Biochemistry	190	257	166	613	162	288	156	606	189	297	158	644
Classics	16	26	32	74	13	43	35	91	12	47	35	94
College STEM Teaching	0	0	3	3	0	0	2	2	0	0	0	0
Computer Science	428	816	269	1,513	378	910	320	1,608	301	1,061	229	1,591
Data Science	0	0	34	34	0	0	93	93	0	0	94	94
Earth, Ocean & Atmos. Science	167	346	121	634	126	376	110	612	106	348	113	567
English	167	575	181	923	158	565	171	894	108	527	170	805
History	54	183	64	301	56	165	54	275	41	152	59	252
Interdisciplinary Humanities**	30	136	0	166	-	-	-	-	-	-	-	-
Mathematics	116	213	123	452	109	233	114	456	108	246	122	476
Modern Languages	19	76	69	164	10	79	69	158	12	68	58	138
Molecular Biophysics	0	0	22	22	0	0	24	24	0	0	20	20
Neuroscience (Biology, Psych.)	183	312	44	539	93	156	41	290	2	209	37	248
Philosophy	18	57	55	130	15	55	59	129	19	55	51	125
Physics	36	99	127	262	44	77	121	242	47	101	122	270
Psychology	795	1,720	146	2,661	583	1,786	131	2,500	613	1,654	121	2,388
Religion	2	19	54	75	21	165	48	234	11	129	45	185
Scientific Computing	8	11	24	43	7	23	22	52	4	24	26	54
Statistics	29	87	163	279	20	93	155	268	29	88	165	282
Women's Studies	5	8	0	13	1	10	0	11	1	8	0	9
Business	2,186	3,804	901	6,891	2,057	4,101	687	6,845	2,221	4,567	850	7,638
Percent of University Headcount	19.0%	17.8%	8.3%	15.5%	4.7%	9.4%	1.6%	15.7%	23.5%	19.9%	7.9%	17.2%
Accounting	227	359	86	672	240	391	81	712	232	521	88	841
Business (Upper Division NFA)	5	41	0	46	5	74	0	79	0	2	0	2
Business Administration (Online)	-	-	-	-	2	0	0	2	0	14	0	14
Business Administration (MBA)	0	0	658	658	0	0	449	449	0	0	555	555
Business Administration (PC)	9	50	0	59	5	36	0	41	5	35	0	40
Business Administration (PhD)	0	0	37	37	0	0	44	44	0	0	42	42
Bus. Analytics, Info. Sys, Sup. Chain.	69	191	53	313	69	239	45	353	92	275	53	420
Finance	887	1,298	31	2,216	860	1,456	33	2,349	1,051	1,728	50	2,829
Management	343	530	0	873	276	560	0	836	272	577	0	849
Marketing (Rockwood)	504	1,002	0	1,506	449	1,033	0	1,482	409	1,085	0	1,494
Risk Mgmt./Insurance, Real Estate & Legal Studies	142	333	36	511	151	312	35	498	160	330	62	552
Communication & Information	506	1,045	944	2,495	381	1,084	926	2,391	432	1,239	861	2,532
Percent of University Headcount	4.4%	4.9%	8.7%	5.6%	0.9%	2.5%	2.1%	5.5%	4.6%	5.4%	8.0%	5.7%
Communication	361	576	170	1,107	272	570	143	985	320	756	123	1,199
Communication Disorders	82	181	186	449	61	172	181	414	61	174	181	416
Information Studies	63	288	588	939	48	342	602	992	51	309	557	917
Criminology & Criminal Justice	462	1,130	304	1,896	352	1,115	274	1,741	340	1,126	279	1,745
Percent of University Headcount	4.0%	5.3%	2.8%	4.3%	0.8%	2.6%	0.6%	4.0%	3.6%	4.9%	2.6%	3.9%

*Recreation, Tourism & Events moved to the College of Hospitality in Fall 2021. Remaining students are in teach-out.

**Interdisciplinary Humanities moved to Religion in Fall 2023.

Headcount Summaries by Academic Department

<u>College / Department</u>	<u>Fall 2022</u>				<u>Fall 2023</u>				<u>Fall 2024</u>			
	<u>L</u>	<u>U</u>	<u>G</u>	<u>Total</u>	<u>L</u>	<u>U</u>	<u>G</u>	<u>Total</u>	<u>L</u>	<u>U</u>	<u>G</u>	<u>Total</u>
Education***	353	616	1,465	2,434	-	-	-	-	-	-	-	-
Percent of University Headcount	3.1%	2.9%	13.5%	5.5%	-	-	-	-	-	-	-	-
Athletic Coaching	0	0	34	34	-	-	-	-	-	-	-	-
Educational Leadership & Policy Studies	0	0	319	319	-	-	-	-	-	-	-	-
Educational Psych. & Learning Systems	0	0	555	555	-	-	-	-	-	-	-	-
Sport Management	208	300	224	732	-	-	-	-	-	-	-	-
Teacher Education	145	316	333	794	-	-	-	-	-	-	-	-
Education, Health, & Human Sciences (Anne's College)***	-	-	-	-	669	1,642	1,587	3,898	563	1,603	1,499	3,665
Percent of University Headcount	-	-	-	-	1.5%	3.8%	3.6%	8.9%	6.0%	7.0%	14.0%	8.3%
Athletic Coaching	-	-	-	-	0	0	62	62	0	0	46	46
Educational Leadership & Policy Studies	-	-	-	-	0	0	313	313	0	0	321	321
Educational Psych. & Learning Systems	-	-	-	-	0	0	535	535	0	0	523	523
Health, Nutrition, & Food Sciences	-	-	-	-	369	650	107	1,126	313	666	100	1,079
Human Development & Family Science	-	-	-	-	62	376	52	490	46	360	38	444
Sport Management	-	-	-	-	163	317	202	682	127	287	169	583
Teacher Education	-	-	-	-	75	299	316	690	77	290	302	669
Engineering	707	1,309	405	2,421	622	1,413	465	2,500	627	1,571	473	2,671
Percent of University Headcount	6.2%	6.1%	3.7%	5.4%	1.4%	3.2%	1.1%	5.7%	6.6%	6.9%	4.4%	6.0%
Chemical & Biomedical Engineering	169	276	50	495	140	301	47	488	136	344	60	540
Civil & Environmental Engineering	165	303	81	549	138	329	108	575	133	353	128	614
Electrical & Computer Engineering	104	270	78	452	96	263	80	439	83	273	79	435
Industrial & Manufacturing Engineering	32	94	105	231	29	90	131	250	33	99	121	253
Materials Science & Engineering	0	0	15	15	0	0	16	16	0	0	14	14
Mechanical Engineering	237	366	76	679	219	430	83	732	242	502	71	815
Entrepreneurship (Moran)	189	315	33	537	151	326	33	510	154	366	31	551
Percent of University Headcount	1.6%	1.5%	0.3%	1.2%	0.3%	0.7%	0.1%	1.2%	1.6%	1.6%	0.3%	1.2%
Entrepreneurship	131	189	29	349	121	216	26	363	151	274	20	445
Retail Entrepreneurship	58	126	4	188	30	110	7	147	3	92	11	106
Fine Arts	271	570	285	1,126	226	575	285	1,086	236	556	261	1,053
Percent of University Headcount	2.4%	2.7%	2.6%	2.5%	0.5%	1.3%	0.7%	2.5%	2.5%	2.4%	2.4%	2.4%
Art	86	221	26	333	53	243	28	324	46	216	31	293
Art Education	0	0	109	109	0	0	99	99	0	0	91	91
Art History	14	48	46	108	13	41	46	100	8	46	38	92
Dance	33	43	11	87	36	45	17	98	43	55	8	106
Interior Architecture & Design	67	87	15	169	42	87	18	147	51	81	24	156
Theatre	71	171	78	320	82	159	77	318	88	158	69	315
Hospitality (Dedman)	97	441	25	563	104	448	32	584	88	468	42	598
Percent of University Headcount	0.8%	2.1%	0.2%	1.3%	0.2%	1.0%	0.1%	1.3%	0.9%	2.0%	0.4%	1.3%
Hospitality	89	372	25	486	90	368	32	490	78	396	42	516
Recreation & Tourism Management	8	69	0	77	14	80	0	94	10	72	0	82
Health & Human Sciences***	474	1,086	172	1,732	-	-	-	-	-	-	-	-
Percent of University Headcount	4.1%	5.1%	1.6%	3.9%	-	-	-	-	-	-	-	-
Human Development & Family Science	73	369	47	489	-	-	-	-	-	-	-	-
Nutrition & Integrative Physiology	401	717	125	1,243	-	-	-	-	-	-	-	-
Law	0	0	1,165	1,165	0	0	1,102	1,102	0	0	1,104	1,104
Percent of University Headcount	0.0%	0.0%	10.7%	2.6%	0.0%	0.0%	2.5%	2.5%	0.0%	0.0%	10.3%	2.5%
Juris Doctorate	0	0	498	498	0	0	456	456	0	0	419	419
Juris Master/Master of Law	0	0	667	667	0	0	646	646	0	0	685	685
Medicine	287	350	717	1,354	224	303	708	1,235	217	325	711	1,253
Percent of University Headcount	2.5%	1.6%	6.6%	3.0%	0.5%	0.7%	1.6%	2.8%	2.3%	1.4%	6.6%	2.8%
Bridge/Clinical Medicine	0	0	12	12	0	0	9	9	0	0	8	8
Health Sciences Interdisciplinary	287	350	39	676	224	303	40	567	217	325	41	583
Medicine MD	0	0	481	481	0	0	476	476	0	0	480	480
Neuroscience	0	0	10	10	0	0	6	6	0	0	7	7
Physician Assistant Practice	0	0	175	175	0	0	177	177	0	0	175	175

Headcount Summaries by Academic Department

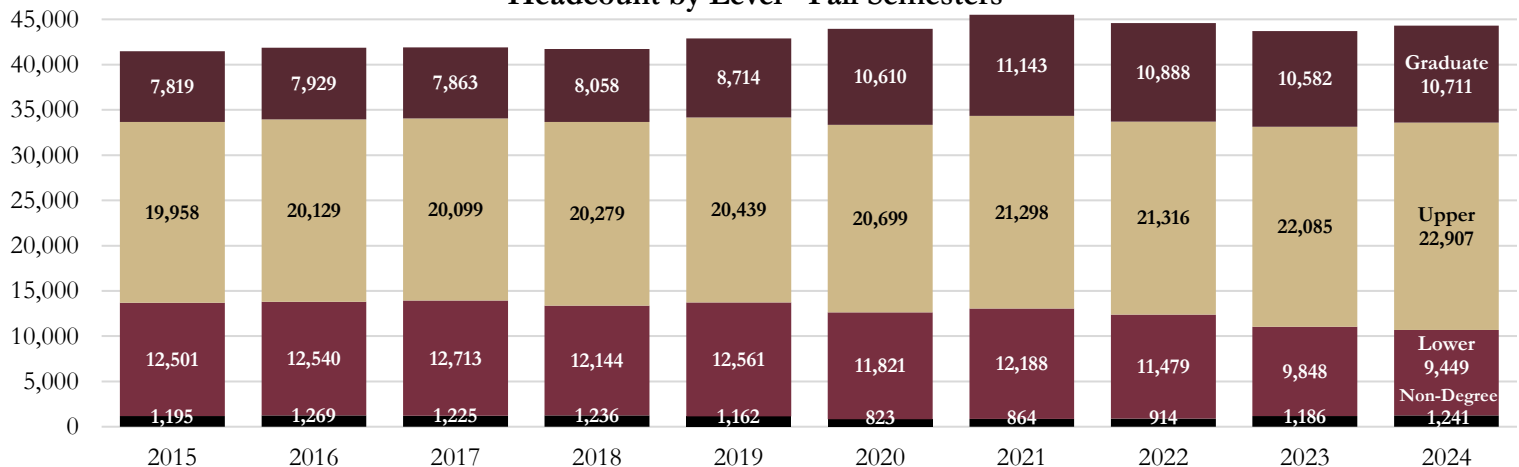
College / Department	Fall 2022				Fall 2023				Fall 2024			
	L	U	G	Total	L	U	G	Total	L	U	G	Total
Motion Picture Arts	39	65	60	164	33	72	75	180	38	72	73	183
Percent of University Headcount	0.3%	0.3%	0.6%	0.4%	0.1%	0.2%	0.2%	0.4%	0.4%	0.3%	0.7%	0.4%
Music	264	423	342	1,029	248	431	327	1,006	266	387	332	985
Percent of University Headcount	2.3%	2.0%	3.1%	2.3%	0.6%	1.0%	0.7%	2.3%	2.8%	1.7%	3.1%	2.2%
Music	233	324	336	893	217	339	318	874	218	316	324	858
Music, Liberal Studies	31	99	6	136	31	92	9	132	48	71	8	127
Nursing	287	404	131	822	337	428	176	941	391	720	343	1,454
Percent of University Headcount	2.5%	1.9%	1.2%	1.8%	0.8%	1.0%	0.4%	2.2%	4.1%	3.1%	3.2%	3.3%
Social Sciences & Public Policy	1,042	3,111	906	5,059	825	3,194	783	4,802	815	2,959	774	4,548
Percent of University Headcount	9.1%	14.6%	8.3%	11.3%	1.9%	7.3%	1.8%	11.0%	8.6%	12.9%	7.2%	10.3%
African American Studies	1	4	0	5	1	1	0	2	0	1	0	1
Asian Studies****	1	6	2	9	-	-	-	-	-	-	-	-
Demography	0	0	3	3	0	0	6	6	0	0	4	4
Economics	160	397	57	614	122	393	61	576	117	371	50	538
Geography	20	81	47	148	18	85	38	141	23	77	53	153
Interdisciplinary Social Sciences	63	470	0	533	52	568	2	622	51	539	4	594
International Affairs	153	497	78	728	140	474	62	676	167	394	60	621
Latin American/Caribbean Studies****	1	5	0	6	-	-	-	-	-	-	-	-
Political Science	499	943	96	1,538	363	958	89	1,410	364	926	110	1,400
Public Administration & Policy (Askew)	0	0	395	395	0	0	323	323	0	0	291	291
Public Health	113	538	88	739	93	568	74	735	76	520	76	672
Russian & E. European Studies****	0	2	3	5	-	-	-	-	-	-	-	-
Sociology	31	168	47	246	36	147	40	223	17	131	45	193
Urban & Regional Planning	0	0	90	90	0	0	88	88	0	0	81	81
Social Work	40	123	994	1,157	29	139	1,004	1,172	19	140	1,033	1,192
Percent of University Headcount	0.3%	0.6%	9.1%	2.6%	0.1%	0.3%	2.3%	2.7%	0.2%	0.6%	9.6%	2.7%
Undergraduate Studies	1,072	152	0	1,224	911	175	0	1,086	621	142	0	763
Percent of University Headcount	9.3%	0.7%	0.0%	2.7%	2.1%	0.4%	0.0%	2.5%	6.6%	0.6%	0.0%	1.7%
Total Degree Seeking	11,479	21,316	10,888	43,683	9,848	22,085	10,582	42,515	9,449	22,907	10,711	43,067
Percent of University Headcount	100.0%	100.0%	100.0%	98.0%	100.0%	100.0%	100.0%	97.3%	100.0%	100.0%	100.0%	97.2%
Non-degree seeking	0	0	0	914	0	0	0	1,186	0	0	0	1,241
Percent of University Headcount	0.0%	0.0%	0.0%	2.0%	0.0%	0.0%	0.0%	2.7%	0.0%	0.0%	0.0%	2.8%
University Totals	11,479	21,316	10,888	44,597	9,848	22,085	10,582	43,701	9,449	22,907	10,711	44,308

*** The Colleges of Education and Health and Human Sciences merged into the College of Education, Health, and Human Sciences in Fall 2023

****Asian Studies, Latin American & Caribbean Studies, and Russian & East European Studies moved into International Affairs in Fall 2023

KEY: L = Undergraduate Lower; U = Undergraduate Upper; G = Graduate; - = program did not offer enrollment at any level in semester shown

Headcount by Level - Fall Semesters



Source: Fall Preliminary Student Instruction Files (SIFP)

Online Resource: The headcount reports can be accessed online at: ir.fsu.edu/enrollment.aspx/

Headcount Summaries by College, Fall Semesters

<u>College/ Degree Level Sought</u>	<u>Fall 2020</u>	<u>Fall 2021</u>	<u>Fall 2022</u>	<u>Fall 2023</u>	<u>Fall 2024</u>	<u>% Change 2020 to 2024</u>
University Totals	43,953	45,493	44,597	43,701	44,308	0.8%
Bachelor's - Lower	11,821	12,188	11,479	9,848	9,449	-20.1%
Bachelor's - Upper	20,699	21,298	21,316	22,085	22,907	10.7%
Master's	6,487	6,997	6,844	6,569	6,646	2.5%
Specialist's	155	171	185	205	203	31.0%
Doctoral	2,866	2,916	2,880	2,876	2,963	3.4%
Juris Doctoral	613	574	498	456	419	-31.6%
Medical Doctoral	489	485	481	476	480	-1.8%
Unclassified	823	864	914	1,186	1,241	50.8%
College of Applied Studies	371	383	395	447	488	31.5%
Bachelor's - Lower	17	19	15	17	21	23.5%
Bachelor's - Upper	205	177	168	166	163	-20.5%
Master's	149	157	152	173	208	39.6%
Doctoral	-	30	60	91	96	N/A
College of Arts & Sciences	10,764	11,277	11,219	10,989	10,644	-1.1%
Bachelor's - Lower	3,131	3,417	3,188	2,662	2,400	-23.3%
Bachelor's - Upper	5,818	6,043	6,204	6,473	6,503	11.8%
Master's	481	500	585	670	612	27.2%
Doctoral	1,334	1,317	1,242	1,184	1,129	-15.4%
College of Business	6,816	7,073	6,891	6,845	7,638	12.1%
Bachelor's - Lower	2,064	2,188	2,186	2,057	2,221	7.6%
Bachelor's - Upper	3,516	3,813	3,804	4,101	4,567	29.9%
Master's	1,186	1,029	861	643	808	-31.9%
Doctoral	50	43	40	44	42	-16.0%
College of Communication & Information	2,494	2,523	2,495	2,391	2,532	1.5%
Bachelor's - Lower	571	535	506	381	432	-24.3%
Bachelor's - Upper	1,055	1,060	1,045	1,084	1,239	17.4%
Master's	787	849	870	853	793	0.8%
Specialist's	10	5	6	9	6	-40.0%
Doctoral	71	74	68	64	62	-12.7%
College of Criminology & Criminal Justice	2,062	2,063	1,896	1,741	1,745	-15.4%
Bachelor's - Lower	584	544	462	352	340	-41.8%
Bachelor's - Upper	1,146	1,173	1,130	1,115	1,126	-1.7%
Master's	274	296	260	220	229	-16.4%
Doctoral	58	50	44	54	50	-13.8%
College of Education*	2,246	2,514	2,434	-	-	N/A
Bachelor's - Lower	359	403	353	-	-	N/A
Bachelor's - Upper	567	605	616	-	-	N/A
Master's	693	847	797	-	-	N/A
Specialist's	145	166	179	-	-	N/A
Doctoral	482	493	489	-	-	N/A
College of Education, Health, & Human Sciences (Anne's College)*	-	-	-	3,898	3,665	N/A
Bachelor's - Lower	-	-	-	669	563	N/A
Bachelor's - Upper	-	-	-	1,642	1,603	N/A
Master's	-	-	-	848	775	N/A
Specialist's	-	-	-	196	197	N/A
Doctoral	-	-	-	543	527	N/A
College of Engineering	2,197	2,406	2,421	2,500	2,671	21.6%
Bachelor's - Lower	671	730	707	622	627	-6.6%
Bachelor's - Upper	1,215	1,287	1,309	1,413	1,571	29.3%
Master's	131	182	186	238	239	82.4%
Doctoral	180	207	219	227	234	30.0%
College of Entrepreneurship (Moran)	677	579	537	510	551	-18.6%
Bachelor's - Lower	227	195	189	151	154	-32.2%
Bachelor's - Upper	417	357	315	326	366	-12.2%
Master's	33	27	33	33	31	-6.1%

Headcount Summaries by College, Fall Semesters

<u>College/ Degree Level Sought</u>	<u>Fall 2020</u>	<u>Fall 2021</u>	<u>Fall 2022</u>	<u>Fall 2023</u>	<u>Fall 2024</u>	<u>% Change 2020 to 2024</u>
College of Fine Arts	1,228	1,177	1,126	1,086	1,053	-14.3%
Bachelor's - Lower	341	293	271	226	236	-30.8%
Bachelor's - Upper	602	584	570	575	556	-7.6%
Master's	213	219	210	211	187	-12.2%
Doctoral	72	81	75	74	74	2.8%
College of Hospitality (Dedman)	542	584	563	584	598	10.3%
Bachelor's - Lower	99	103	97	104	88	-11.1%
Bachelor's - Upper	412	444	441	448	468	13.6%
Master's	31	37	25	32	42	N/A
College of Health and Human Sciences*	1,918	1,846	1,732	-	-	N/A
Bachelor's - Lower	540	487	474	-	-	N/A
Bachelor's - Upper	1,224	1,179	1,086	-	-	N/A
Master's	92	116	103	-	-	N/A
Doctoral	62	64	69	-	-	N/A
The Graduate School	16	-	-	-	-	N/A
Master's	4	-	-	-	-	N/A
Doctoral	12	-	-	-	-	N/A
College of Law	1,024	1,148	1,165	1,102	1,104	7.8%
Master's	411	574	667	646	685	66.7%
Juris Doctoral	613	574	498	456	419	-31.6%
College of Medicine	1,452	1,352	1,354	1,235	1,253	-13.7%
Bachelor's - Lower	346	253	287	224	217	-37.3%
Bachelor's - Upper	395	381	350	303	325	-17.7%
Master's	179	181	187	186	183	2.2%
Doctoral	43	52	49	46	48	11.6%
Medical Doctoral	489	485	481	476	480	-1.8%
College of Motion Picture Arts	169	170	164	180	183	8.3%
Bachelor's - Lower	34	38	39	33	38	11.8%
Bachelor's - Upper	70	68	65	72	72	2.9%
Master's	65	64	60	75	73	12.3%
College of Music	1,052	1,040	1,029	1,006	985	-6.4%
Bachelor's - Lower	255	227	264	248	266	4.3%
Bachelor's - Upper	442	463	423	431	387	-12.4%
Master's	175	181	167	161	172	-1.7%
Doctoral	180	169	175	166	160	-11.1%
College of Nursing	745	799	822	941	1,454	95.2%
Bachelor's - Lower	388	381	287	337	391	0.8%
Bachelor's - Upper	272	310	404	428	720	164.7%
Doctoral	85	108	131	176	343	303.5%
College of Social Sciences & Public Policy	4,871	5,179	5,059	4,802	4,548	-6.6%
Bachelor's - Lower	1,021	1,194	1,042	825	815	-20.2%
Bachelor's - Upper	3,014	3,056	3,111	3,194	2,959	-1.8%
Master's	625	728	710	596	598	-4.3%
Doctoral	211	201	196	187	176	-16.6%
College of Social Work	1,215	1,222	1,157	1,172	1,192	-1.9%
Bachelor's - Lower	53	30	40	29	19	-64.2%
Bachelor's - Upper	178	155	123	139	140	-21.3%
Master's	958	1,010	971	984	1,011	5.5%
Doctoral	26	27	23	20	22	-15.4%
Special/Undecided	2,094	2,158	2,138	2,272	2,004	-4.3%
Bachelor's - Lower	1,120	1,151	1,072	911	621	-44.6%
Bachelor's - Upper	151	143	152	175	142	-6.0%
Unclassified	823	864	914	1,186	1,241	50.8%

*The College of Education and the College of Health and Human Sciences merged to form the College of Education, Health, and Human Sciences in Fall 2023

Source: Fall Preliminary Student Instruction Files (SIFP)

Degrees Awarded by Program: 2023-24 (Summer, Fall, Spring)

<u>CIP Code - Degree Program</u>	<u>Bachelor's</u>	<u>Master's</u>	<u>Doctoral</u>	<u>Specialist</u>	<u>JD</u>	<u>MD</u>	<u>Total</u>
University Totals	9,092	3,382	536	71	191	110	13,382
College of Applied Studies	76	47	28	0	0	0	151
Percent of All University Degrees by Level	0.8%	1.4%	5.2%	0.0%	0.0%	0.0%	1.1%
090900 - Professional Communication	33	17	0	0	0	0	50
430107 - Public Safety & Security	43	0	0	0	0	0	43
430408 - Law Enforcement Intelligence	0	30	0	0	0	0	30
513804 - Nurse Anesthesia	0	0	28	0	0	0	28
College of Arts & Sciences	2,461	389	202	0	0	0	3,052
Percent of All University Degrees by Level	27.1%	11.5%	37.7%	0.0%	0.0%	0.0%	22.8%
030104 - Environmental Science	118	0	0	0	0	0	118
050108 - Middle Eastern Studies	3	0	0	0	0	0	3
050126 - Italian Studies	0	1	0	0	0	0	1
110101 - Computer Science	231	124	10	0	0	0	365
131205 - STEM Teaching	0	6	0	0	0	0	6
160102 - Linguistics	9	0	0	0	0	0	9
160399 - East Asian Languages & Cultures	16	3	0	0	0	0	19
160400 - Slavic	0	2	0	0	0	0	2
160402 - Russian	2	0	0	0	0	0	2
160501 - German	2	1	0	0	0	0	3
160901 - French	7	2	0	0	0	0	9
160902 - Italian	3	0	0	0	0	0	3
160905 - Spanish	11	9	2	0	0	0	22
161200 - Classics	14	10	0	0	0	0	24
161202 - Greek	0	1	0	0	0	0	1
161203 - Latin	0	1	0	0	0	0	1
230101 - English	249	14	29	0	0	0	292
231302 - Creative Writing	0	5	0	0	0	0	5
240103 - Interdisciplinary Humanities	62	0	0	0	0	0	62
260101 - Biological Sciences	414	21	17	0	0	0	452
260202 - Biochemistry	68	0	0	0	0	0	68
260206 - Molecular Biophysics	0	0	3	0	0	0	3
261102 - Biostatistics	0	5	4	0	0	0	9
261104 - Computational Biology (Comp. Sci.)	6	0	0	0	0	0	6
261501 - Neuroscience	109	0	9	0	0	0	118
270101 - Mathematics	48	14	20	0	0	0	82
270501 - Statistics	43	16	11	0	0	0	70
303001 - Computational Science	6	1	3	0	0	0	10
307001 - Interdisciplinary Data Science	0	18	0	0	0	0	18
380101 - Philosophy	22	15	7	0	0	0	44
380201 - Religion	9	0	6	0	0	0	15
400401 - Meteorology	35	10	3	0	0	0	48
400501 - Chemistry	14	47	26	0	0	0	87
400599 - Chemical Science	2	0	0	0	0	0	2
400601 - Geology	11	3	3	0	0	0	17
400607 - Oceanography	0	9	6	0	0	0	15
400801 - Physics	9	5	16	0	0	0	30
400899 - Physical Science	6	0	0	0	0	0	6
409999 - Physical Environmental Science	0	0	2	0	0	0	2
420101 - Psychology	760	35	20	0	0	0	815
430403 - Cyber Criminology (Comp. Sci)	25	0	0	0	0	0	25
450201 - Anthropology	28	8	0	0	0	0	36
521304 - Actuarial Science	37	0	0	0	0	0	37
540101 - History	82	3	5	0	0	0	90
College of Business	1,815	412	9	0	0	0	2,236
Percent of All University Degrees by Level	20.0%	12.2%	1.7%	0.0%	0.0%	0.0%	16.7%
270305 - Finance (Master's)	0	33	0	0	0	0	33
307102 - Business Analytics	0	11	0	0	0	0	11
520101 - Business Administration	20	258	9	0	0	0	287
520201 - Management	248	0	0	0	0	0	248
520301 - Accounting (Bachelor's)	145	0	0	0	0	0	145
520801 - Finance (Bachelor's)	627	0	0	0	0	0	627
521201 - Management Information Systems	113	17	0	0	0	0	130
521301 - Accounting (Master's)	0	82	0	0	0	0	82
521401 - Marketing	473	0	0	0	0	0	473
521501 - Real Estate	98	0	0	0	0	0	98
521701 - Risk Management & Insurance	91	11	0	0	0	0	102
College of Communication & Information	517	411	12	3	0	0	943
Percent of All University Degrees by Level	5.7%	12.2%	2.2%	4.2%	0.0%	0.0%	7.0%
090199 - Communication	0	0	4	0	0	0	4

Degrees Awarded by Program: 2023-24 (Summer, Fall, Spring)

<u>CIP Code - Degree Program</u>	<u>Bachelor's</u>	<u>Master's</u>	<u>Doctoral</u>	<u>Specialist</u>	<u>JD</u>	<u>MD</u>	<u>Total</u>
College of Communication & Information (continued)							
090702 - Communication & Digital Media Studies	200	39	0	0	0	0	239
090900 - Professional Communication	65	45	0	0	0	0	110
110103 - Information Technology	172	103	0	0	0	0	275
110401 - Information	0	159	3	3	0	0	165
510204 - Communication Sciences & Disorders	80	65	5	0	0	0	150
College of Criminology & Criminal Justice	471	129	4	0	0	0	604
Percent of All University Degrees by Level	5.2%	3.8%	0.7%	0.0%	0.0%	0.0%	4.5%
430104 - Criminology	444	129	4	0	0	0	577
430403 - Cyber Criminology (Criminology)	27	0	0	0	0	0	27
College of Education, Health, and Human Sciences (Anne's College)	731	534	115	68	0	0	1,448
Percent of All University Degrees by Level	8.0%	15.8%	21.5%	95.8%	0.0%	0.0%	10.8%
130301 - Curriculum & Instruction	0	163	19	4	0	0	186
130401 - Educational Leadership & Policy	0	33	38	13	0	0	84
130406 - Higher Education	0	16	6	0	0	0	22
130501 - Instructional Systems & Learning Tech.	0	38	15	0	0	0	53
130603 - Measurement & Statistics	0	3	3	0	0	0	6
130901 - Foundations of Education	0	0	3	0	0	0	3
131001 - Special Education	10	0	0	0	0	0	10
131009 - Visual Disabilities	7	0	0	0	0	0	7
131101 - Counseling & Human Systems	0	55	0	50	0	0	105
131101 - Counseling Psychology & Human Systems	0	0	8	0	0	0	8
131202 - Elementary Education	71	0	0	0	0	0	71
131305 - English Education	26	0	0	0	0	0	26
131314 - Athletic Coaching	0	16	0	0	0	0	16
131317 - Social Science Education	23	0	0	0	0	0	23
190101 - Human Sciences	0	0	3	0	0	0	3
190701 - Human Development and Family Science	199	4	0	0	0	0	203
260908 - Exercise Physiology	161	37	4	0	0	0	202
310504 - Sport Management	146	122	4	0	0	0	272
422806 - Educational Psychology	0	41	5	1	0	0	47
510913 - Athletic Training	54	0	0	0	0	0	54
511505 - Marriage & Family Therapy	0	0	7	0	0	0	7
513101 - Food & Nutrition	10	6	0	0	0	0	16
513102 - Dietetics	24	0	0	0	0	0	24
College of Engineering	403	125	43	0	0	0	571
Percent of All University Degrees by Level	4.4%	3.7%	8.0%	0.0%	0.0%	0.0%	4.3%
140501 - Biomedical Engineering	41	9	1	0	0	0	51
140701 - Chemical Engineering	44	4	3	0	0	0	51
140801 - Civil Engineering	112	25	11	0	0	0	148
140901 - Computer Engineering	38	0	0	0	0	0	38
141001 - Electrical Engineering	36	17	13	0	0	0	66
141901 - Mechanical Engineering	105	29	8	0	0	0	142
142701 - Systems Engineering	0	31	0	0	0	0	31
143501 - Industrial Engineering	27	6	5	0	0	0	38
401001 - Materials Science & Engineering	0	4	2	0	0	0	6
College of Entrepreneurship (Moran)	127	23	0	0	0	0	150
Percent of All University Degrees by Level	1.4%	0.7%	0.0%	0.0%	0.0%	0.0%	1.1%
190901 - Retail Entrepreneurship	46	3	0	0	0	0	49
520701 - Entrepreneurship (Jim Moran)	81	20	0	0	0	0	101
College of Fine Arts	202	94	11	0	0	0	307
Percent of All University Degrees by Level	2.2%	2.8%	2.1%	0.0%	0.0%	0.0%	2.3%
131302 - Art Education	0	9	2	0	0	0	11
131302 - Arts Administration	0	0	1	0	0	0	1
500301 - Dance	17	9	0	0	0	0	26
500408 - Interior Design	32	6	0	0	0	0	38
500501 - Theatre	61	28	3	0	0	0	92
500702 - Studio Art	76	7	0	0	0	0	83
500703 - History & Criticism of Art	16	12	5	0	0	0	33
501002 - Arts Administration (Art)	0	3	0	0	0	0	3
512301 - Art Therapy	0	20	0	0	0	0	20

Degrees Awarded by Program: 2023-24 (Summer, Fall, Spring)

<u>CIP Code - Degree Program</u>	<u>Bachelor's</u>	<u>Master's</u>	<u>Doctoral</u>	<u>Specialist</u>	<u>JD</u>	<u>MD</u>	<u>Total</u>
College of Hospitality (Dedman)	189	17	0	0	0	0	206
Percent of All University Degrees by Level	2.1%	0.5%	0.0%	0.0%	0.0%	0.0%	1.5%
310301 - Recreation & Tourism Management	28	0	0	0	0	0	28
520701 - Entrepreneurship (Dedman)	0	17	0	0	0	0	17
520901 - Hospitality Management	161	0	0	0	0	0	161
College of Law	0	346	0	0	191	0	537
Percent of All University Degrees by Level	0.0%	10.2%	0.0%	0.0%	100.0%	0.0%	4.0%
220101 - Law	0	0	0	0	191	0	191
220201 - Juris Master	0	302	0	0	0	0	302
220202 - American Law for Foreign Lawyers	0	21	0	0	0	0	21
220205 - Business Law	0	22	0	0	0	0	22
220207 - Environmental Law & Policy	0	1	0	0	0	0	1
College of Medicine	111	67	7	0	0	110	295
Percent of All University Degrees by Level	1.2%	2.0%	1.3%	0.0%	0.0%	100.0%	2.2%
260102 - Biomedical Sciences	0	9	5	0	0	0	14
261501 - Neuroscience	0	0	2	0	0	0	2
510000 - Interdisciplinary Medical Sciences	111	0	0	0	0	0	111
510912 - Physician Assistant Practice	0	58	0	0	0	0	58
511201 - Medicine	0	0	0	0	0	110	110
College of Motion Picture Arts	25	28	0	0	0	0	53
Percent of All University Degrees by Level	0.3%	0.8%	0.0%	0.0%	0.0%	0.0%	0.4%
500504 - Motion Picture Arts Writing	0	7	0	0	0	0	7
500602 - Motion Picture Arts	25	21	0	0	0	0	46
College of Music	139	94	51	0	0	0	284
Percent of All University Degrees by Level	1.5%	2.8%	9.5%	0.0%	0.0%	0.0%	2.1%
131312 - Music Education	37	27	7	0	0	0	71
500901 - Music (Liberal Arts)	53	5	0	0	0	0	58
500903 - Music Performance	34	33	31	0	0	0	98
500904 - Music Theory & Composition	5	2	8	0	0	0	15
500905 - Musicology	0	4	5	0	0	0	9
500908 - Opera Production	0	3	0	0	0	0	3
501002 - Arts Administration (Music)	0	7	0	0	0	0	7
512305 - Music Therapy	10	13	0	0	0	0	23
College of Nursing	178	0	27	0	0	0	205
Percent of All University Degrees by Level	2.0%	0.0%	5.0%	0.0%	0.0%	0.0%	1.5%
513801 - Nursing	178	0	0	0	0	0	178
513818 - Nursing Practice	0	0	27	0	0	0	27
College of Social Sciences & Public Policy	1,580	278	26	0	0	0	1,884
Percent of All University Degrees by Level	17.4%	8.2%	4.9%	0.0%	0.0%	0.0%	14.1%
030101 - Environment & Society	33	0	0	0	0	0	33
040301 - Urban & Regional Planning	0	28	2	0	0	0	30
050103 - Asian Studies	3	1	0	0	0	0	4
050105 - Russian & East European Studies	1	0	0	0	0	0	1
440401 - Public Administration	0	94	10	0	0	0	104
450101 - Interdisciplinary Social Science	292	0	0	0	0	0	292
450501 - Demography	0	1	0	0	0	0	1
450602 - Applied Economics	0	17	0	0	0	0	17
450603 - Economics	202	9	3	0	0	0	214
450701 - Geography	15	5	2	0	0	0	22
450702 - Geographic Information Science	0	9	0	0	0	0	9
450901 - International Affairs	238	35	0	0	0	0	272
451001 - Political Science	463	35	3	0	0	0	501
451101 - Sociology	83	8	6	0	0	0	97
512201 - Public Health	250	36	0	0	0	0	286
College of Social Work	67	388	1	0	0	0	456
Percent of All University Degrees	0.7%	11.5%	0.2%	0.0%	0.0%	0.0%	3.4%
440701 - Social Work	67	0	1	0	0	0	68
511503 - Social Work (Master's)	0	388	0	0	0	0	388

Source: Final Student Information Files (SIF) - Summer 2023, Fall 2023 & Spring 2024

Degrees Awarded by College by Year (Summer, Fall, Spring)

<u>College/Degree Type</u>	<u>2018-19</u>	<u>2019-20</u>	<u>2020-21</u>	<u>2021-22</u>	<u>2022-23</u>	<u>2023-24</u>	<u>6 Yr Change</u>
University Total	11,386	11,991	12,036	12,639	13,566	13,382	17.5%
Baccalaureate	8,650	8,870	8,828	8,732	9,144	9,902	14.5%
Master's	1,962	2,325	2,408	3,078	3,535	3,382	72.4%
Specialist	44	50	53	51	73	71	61.4%
Doctorate	446	439	410	443	501	536	20.2%
Juris Doctorate	170	192	218	216	188	191	12.4%
Medical Doctorate	114	115	119	119	125	110	-3.5%
College of Applied Studies	116	107	109	116	128	151	30.2%
Percent of All University Degrees	1.0%	0.9%	0.9%	0.9%	0.9%	1.1%	
Baccalaureate	87	78	65	55	53	76	-12.6%
Master's	29	29	44	61	75	47	62.1%
Doctorate	-	-	-	-	-	28	N/A
College of Arts & Sciences	2,687	2,891	2,721	2,765	2,870	3,052	13.6%
Percent of All University Degrees	23.6%	24.1%	22.6%	21.9%	21.2%	22.8%	
Baccalaureate	2,238	2,365	2,246	2,222	2,326	2,461	10.0%
Master's	282	341	294	364	351	389	37.9%
Doctorate	167	185	181	179	193	202	21.0%
College of Business	1,986	1,952	1,962	2,152	2,512	2,236	12.6%
Percent of All University Degrees	17.4%	16.3%	16.3%	17.0%	18.5%	16.7%	
Baccalaureate	1,641	1,587	1,633	1,652	1,932	1,815	10.6%
Master's	329	356	326	491	570	412	25.2%
Doctorate	16	9	3	9	10	9	-43.8%
College of Communication & Information	717	825	805	854	898	943	31.5%
Percent of All University Degrees	6.3%	6.9%	6.7%	6.8%	6.6%	7.0%	
Baccalaureate	482	555	493	513	539	517	7.3%
Master's	224	252	298	326	347	411	83.5%
Specialist	1	3	3	2	0	3	200.0%
Doctorate	10	15	11	13	12	12	20.0%
College of Criminology & Criminal Justice	571	592	595	622	644	604	5.8%
Percent of All University Degrees	5.0%	4.9%	4.9%	4.9%	4.7%	4.5%	
Baccalaureate	496	496	514	503	508	471	-5.0%
Master's	62	89	78	113	132	129	108.1%
Doctorate	13	7	3	6	4	4	-69.2%
College of Education*	584	693	692	819	966	-	N/A
Percent of All University Degrees	5.1%	5.8%	5.7%	6.5%	7.1%	-	
Baccalaureate	252	260	247	263	270	-	N/A
Master's	217	323	332	419	514	-	N/A
Specialist	43	47	50	49	73	-	N/A
Doctorate	72	63	63	88	109	-	N/A
College of Education, Health and Human Sciences* (Anne's College)	-	-	-	-	-	1,448	N/A
Percent of All University Degrees	-	-	-	-	-	10.8%	
Baccalaureate	-	-	-	-	-	731	N/A
Master's	-	-	-	-	-	534	N/A
Specialist	-	-	-	-	-	68	N/A
Doctorate	-	-	-	-	-	115	N/A
College of Engineering	537	478	422	494	505	571	6.3%
Percent of All University Degrees	4.7%	4.0%	3.5%	3.9%	3.7%	4.3%	
Baccalaureate	396	372	331	388	359	403	1.8%
Master's	98	72	68	81	113	125	27.6%
Doctorate	43	34	23	25	33	43	0.0%
College of Entrepreneurship (Moran)	201	257	232	218	194	150	-25.4%
Percent of All University Degrees	1.8%	2.1%	1.9%	1.7%	1.4%	1.1%	
Baccalaureate	201	257	226	192	170	127	-36.8%
Master's	-	-	6	26	24	23	N/A

*The College of Education and the College of Health and Human Sciences merged to form the College of Education, Health and Human Sciences (Anne's College) in Fall 2023

Degrees Awarded by College by Year (Summer, Fall, Spring)

<u>College/Degree Type</u>	<u>2018-19</u>	<u>2019-20</u>	<u>2020-21</u>	<u>2021-22</u>	<u>2022-23</u>	<u>2023-24</u>	<u>6 Yr Change</u>
College of Fine Arts	353	324	358	329	329	307	-13.0%
Percent of All University Degrees	3.1%	2.7%	3.0%	2.6%	2.4%	2.3%	
Baccalaureate	244	233	263	236	239	202	-17.2%
Master's	100	84	87	85	76	94	-6.0%
Doctorate	9	7	8	8	14	11	22.2%
The Graduate School	4	2	-	-	-	-	N/A
Percent of All University Degrees	+0.0%	+0.0%	-	-	-	-	
Master's	1	0	-	-	-	-	N/A
Doctorate	3	2	-	-	-	-	N/A
College of Health and Human Sciences*	623	591	623	597	584	-	N/A
Percent of All University Degrees	5.5%	4.9%	5.2%	4.7%	4.3%	-	
Baccalaureate	590	556	575	523	514	-	N/A
Master's	24	20	35	57	59	-	N/A
Doctorate	9	15	13	17	11	-	N/A
College of Hospitality (Dedman)	174	227	232	237	276	206	18.4%
Percent of All University Degrees	1.5%	1.9%	1.9%	1.9%	2.0%	1.5%	
Baccalaureate	174	227	232	217	259	189	8.6%
Master's	-	-	-	20	17	17	N/A
College of Law	196	272	347	402	449	537	174.0%
Percent of All University Degrees	1.7%	2.3%	2.9%	3.2%	3.3%	4.0%	
Master's	26	80	129	186	261	346	1,230.8%
Juris Doctorate	170	192	218	216	188	191	12.4%
College of Medicine	160	249	325	298	337	295	84.4%
Percent of All University Degrees	1.4%	2.1%	2.7%	2.4%	2.5%	2.2%	
Baccalaureate	29	81	137	106	133	111	282.8%
Master's	13	48	62	65	69	67	415.4%
Doctorate	4	5	7	8	10	7	75.0%
Medical Doctorate	114	115	119	119	125	110	-3.5%
College of Motion Picture Arts	57	61	59	57	57	53	-7.0%
Percent of All University Degrees	0.5%	0.5%	0.5%	0.4%	0.4%	0.4%	
Baccalaureate	26	30	28	28	27	25	-3.8%
Master's	31	31	31	29	30	28	-9.7%
College of Music	268	285	262	308	315	284	6.0%
Percent of All University Degrees	2.4%	2.4%	2.2%	2.4%	2.3%	2.1%	
Baccalaureate	133	140	130	164	160	139	4.5%
Master's	98	111	80	112	104	94	-4.1%
Doctorate	37	34	52	32	51	51	37.8%
College of Nursing	142	127	126	95	169	205	44.4%
Percent of All University Degrees	1.2%	1.1%	1.0%	0.8%	1.2%	1.5%	
Baccalaureate	113	104	107	69	141	178	57.5%
Master's	5	-	-	-	-	-	N/A
Doctorate	24	23	19	26	28	27	12.5%
College of Social Sciences & Public Policy	1,721	1,700	1,759	1,801	1,823	1,884	9.5%
Percent of All University Degrees	15.1%	14.2%	14.6%	14.2%	13.4%	14.1%	
Baccalaureate	1,479	1,425	1,504	1,501	1,439	1,580	6.8%
Master's	204	238	231	271	362	278	36.3%
Doctorate	38	37	24	29	22	26	-31.6%
College of Social Work	289	358	407	475	510	456	57.8%
Percent of All University Degrees	2.5%	3.0%	3.4%	3.8%	3.8%	3.4%	
Baccalaureate	69	104	97	100	75	67	-2.9%
Master's	219	251	307	372	431	338	54.3%
Doctorate	1	3	3	3	4	1	0.0%

Source: Final Student Instruction Files (SIF)

Online Resource: The degrees awarded reports can be accessed online at ir.fsu.edu/degreesawarded.aspx

Enrollment History

Fall Terms Since 1905

<u>Year</u>	<u>Undergraduate</u>	<u>Graduate</u>	<u>Other</u>	<u>Total</u>	<u>Year</u>	<u>Undergraduate</u>	<u>Graduate</u>	<u>Other</u>	<u>Total</u>
1905	60	0	144	204	1965	10,576	2,177	447	13,200
1906	54	0	166	220	1966	11,395	2,558	366	14,319
1907	53	6	181	240	1967	11,817	3,167	218	15,202
1908	64	5	188	257	1968	12,443	3,611	249	16,303
1909	64	0	209	273	1969	13,054	3,679	287	17,020
1910	86	2	192	280	1970	12,863	3,813	316	16,992
1911	131	1	183	315	1971	13,729	3,905	733	18,367
1912	146	5	227	378	1972	14,367	4,009	784	19,160
1913	114	12	264	390	1973	14,935	3,940	1,515	20,390
1914	110	7	268	385	1974	15,314	4,123	1,600	21,037
1915	143	6	402	551	1975	15,685	4,171	1,808	21,664
1916	159	3	457	619	1976	15,859	4,101	1,644	21,604
1917	236	1	322	559	1977	15,350	4,137	1,412	20,899
1918	321	1	276	598	1978	15,182	4,241	1,628	21,051
1919	367	2	293	662	1979	15,593	4,151	1,717	21,461
1920	357	1	307	665	1980	16,653	4,314	1,457	22,424
1921	419	1	225	645	1981	16,972	4,286	1,105	22,363
1922	694	7	76	777	1982	16,554	4,222	1,244	22,020
1923	873	0	91	964	1983	15,871	4,071	1,123	21,065
1924	1,108	0	100	1,208	1984	16,035	4,105	1,180	21,320
1925	1,296	3	98	1,397	1985	16,151	4,191	1,416	21,758
1926	1,272	5	84	1,361	1986	17,071	4,319	1,748	23,138
1927	1,418	3	13	1,434	1987	18,062	4,352	1,577	23,991
1928	1,563	12	19	1,594	1988	19,851	4,759	1,415	26,025
1929	1,603	10	29	1,642	1989	21,300	5,182	1,595	28,077
1930	1,709	10	68	1,787	1990	21,341	5,424	1,562	28,327
1931	1,697	10	66	1,773	1991	21,300	5,512	1,795	28,607
1932	1,740	18	34	1,792	1992	21,116	5,758	1,638	28,512
1933	1,510	13	37	1,560	1993	21,318	5,715	1,636	28,669
1934	1,574	16	37	1,627	1994	22,202	5,649	1,779	29,630
1935	1,670	13	58	1,741	1995	22,554	5,856	1,858	30,268
1936	1,759	14	50	1,823	1996	22,408	5,929	1,927	30,264
1937	1,780	20	50	1,850	1997	22,850	5,903	1,766	30,519
1938	1,784	30	56	1,870	1998	23,875	5,685	1,633	31,193
1939	1,958	30	56	2,044	1999	25,146	6,215	1,966	33,327
1940	1,946	27	56	2,029	2000	26,422	6,367	1,688	34,477
1941	1,956	32	46	2,034	2001	27,125	6,317	2,020	35,462
1942	1,841	21	69	1,931	2002	28,740	6,605	1,338	36,683
1943	1,999	16	64	2,079	2003	29,297	6,851	1,180	37,328
1944	2,177	20	68	2,265	2004	30,015	7,456	1,415	38,886
1945	2,501	16	65	2,582	2005	30,418	7,926	1,308	39,652
1946	2,528	19	36	2,583	2006	31,058	8,174	1,242	40,474
1947*	3,870	104	41	4,015	2007	31,508	8,529	1,028	41,065
1948	4,738	305	100	5,143	2008	29,644	8,370	1,122	39,136
1949	5,014	515	80	5,609	2009	30,457	8,557	1,241	40,255
1950	4,537	779	165	5,481	2010	31,005	8,511	1,322	40,838
1951	4,532	778	166	5,476	2011	31,851	8,486	1,373	41,710
1952	3,825	874	150	4,849	2012	31,943	8,155	1,203	41,301
1953	3,899	847	282	5,028	2013	32,276	8,035	1,166	41,477
1954	4,578	819	253	5,650	2014	32,621	7,972	1,180	41,773
1955	5,304	819	292	6,415	2015	32,459	7,819	1,195	41,473
1956	5,838	861	283	6,982	2016	32,669	7,929	1,269	41,867
1957	6,037	888	278	7,203	2017	32,812	7,863	1,225	41,900
1958	6,195	1,080	240	7,515	2018	32,423	8,058	1,236	41,717
1959	6,714	1,194	271	8,179	2019	33,000	8,714	1,162	42,876
1960	7,365	1,335	319	9,019	2020	32,520	10,610	823	43,953
1961	7,985	1,432	418	9,835	2021	33,486	11,143	864	45,493
1962	8,466	1,577	348	10,391	2022	32,795	10,888	914	44,597
1963	9,020	1,669	372	11,061	2023	31,933	10,582	1,186	43,701
1964	9,760	2,008	367	12,135	2024	32,356	10,711	1,241	44,308

*FSU returned to a co-educational institution in 1947 after having been a women's college since 1905.

Source: Office of Institutional Research Internal Files (taken from FSCW catalogues and FSU Fact Books)

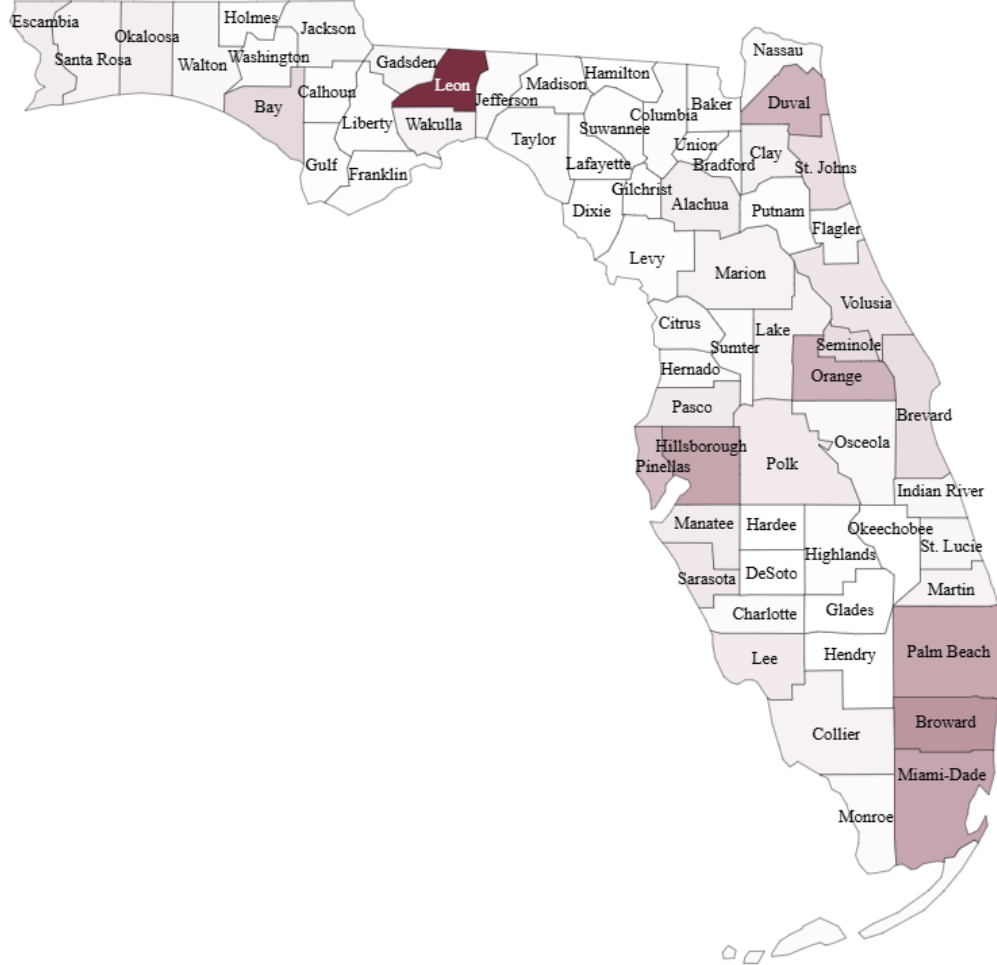
Residence of Alumni by State



<u>State</u>	<u>Alumni</u>	<u>State</u>	<u>Alumni</u>	<u>State</u>	<u>Alumni</u>
Alabama	4,387	Maryland	3,911	South Carolina	4,566
Alaska	260	Massachusetts	2,376	South Dakota	115
Arizona	2,006	Michigan	1,717	Tennessee	5,236
Arkansas	716	Minnesota	986	Texas	9,984
California	9,280	Mississippi	1,009	Utah	725
Colorado	4,606	Missouri	1,378	Vermont	276
Connecticut	1,301	Montana	322	Virginia	7,998
Delaware	372	Nebraska	328	Washington	2,651
District Of Columbia	1,201	Nevada	837	West Virginia	349
Florida	257,089	New Hampshire	538	Wisconsin	999
Georgia	23,209	New Jersey	2,878	Wyoming	147
Hawaii	420	New Mexico	651	Military APO/FPO/DPO	442
Idaho	350	New York	6,126	Puerto Rico	214
Illinois	3,333	North Carolina	11,241	Foreign	1,747
Indiana	1,358	North Dakota	157	State/Country Unknown	25,853
Iowa	421	Ohio	2,543	Deceased	34,760
Kansas	605	Oklahoma	657		
Kentucky	1,342	Oregon	1,350	Total – All Alumni	452,933
Louisiana	1,633	Pennsylvania	3,131		
Maine	488	Rhode Island	358		

Source: Florida State University Alumni Association – June 2025

Residence of Alumni by Florida County



<u>County</u>	<u>Alumni</u>	<u>County</u>	<u>Alumni</u>	<u>County</u>	<u>Alumni</u>
Alachua	3,236	Hardee	86	Orange	14,115
Baker	157	Hendry	116	Osceola	1,379
Bay	7,099	Hernando	838	Palm Beach	16,224
Bradford	124	Highlands	482	Pasco	3,687
Brevard	6,280	Hillsborough	16,616	Pinellas	12,094
Broward	19,652	Holmes	345	Polk	4,084
Calhoun	450	Indian River	1,471	Putnam	377
Charlotte	818	Jackson	1,330	St. Johns	6,179
Citrus	821	Jefferson	894	St. Lucie	1,768
Clay	2,639	Lafayette	117	Santa Rosa	2,196
Collier	2,456	Lake	2,684	Sarasota	4,382
Columbia	686	Lee	3,915	Seminole	6,471
Dade	151	Leon	46,780	Sumter	554
DeSoto	95	Levy	224	Suwannee	487
Dixie	83	Liberty	284	Taylor	504
Duval	13,587	Madison	389	Union	67
Escambia	3,429	Manatee	3,603	Volusia	4,649
Flagler	763	Marion	2,408	Wakulla	2,139
Franklin	372	Martin	2,254	Walton	1,456
Gadsden	1,960	Miami-Dade	16,563	Washington	624
Gilchrist	136	Monroe	797	FL – County Unknown	1,606
Glades	33	Nassau	1,041		
Gulf	412	Okaloosa	3,154		
Hamilton	97	Okeechobee	120		
				Total FL Residents	257,089

Source: Florida State University Alumni Association – June 2025

Panama City Campus Student Headcount Enrollment, Fall Semesters

The Panama City Campus of Florida State University began operations in 1967 when three universities started offering courses to area students. The University of West Florida was assigned to administer the campus in 1971, and that administrative responsibility was transferred to Florida State University in July 1982. The Bay County Commission donated a 26 acre waterfront site for constructing new campus facilities to replace buildings loaned by the Bay County School Board and Gulf Coast Community College. Construction of the new campus facilities began in 1983, and the new buildings were ready for use during the 1987 spring semester. The College of Applied Studies makes its home at the FSU-Panama City campus. The Panama City campus is served by over 45 faculty, plus additional faculty who travel from the Tallahassee campus.

<u>College / Department</u>	Fall 2022				Fall 2023				Fall 2024			
	<u>L</u>	<u>U</u>	<u>G</u>	<u>Total</u>	<u>L</u>	<u>U</u>	<u>G</u>	<u>Total</u>	<u>L</u>	<u>U</u>	<u>G</u>	<u>Total</u>
Applied Studies	13	168	211	392	17	166	264	447	21	163	304	488
Percent of Panama City Headcount	13.0%	25.6%	59.4%	34.2%	16.0%	26.0%	66.5%	36.8%	22.6%	23.9%	69.6%	35.3%
Financial Planning	1	1	0	2	4	24	0	28	3	43	0	46
Nurse Anesthesia	0	0	90	90	0	0	91	91	0	0	96	96
Professional Communication	2	56	35	93	2	52	90	144	6	44	102	152
Public Safety & Security	10	109	86	205	11	90	83	184	12	76	106	194
Recreation, Tourism & Events	0	2	0	2	-	-	-	-	-	-	-	-
Arts & Sciences	24	218	36	278	21	229	30	280	18	249	31	298
Percent of Panama City Headcount	24.0%	33.2%	10.1%	24.2%	19.8%	35.9%	7.6%	23.0%	19.4%	36.5%	7.1%	21.6%
Computer Science	8	165	0	173	8	172	0	180	10	194	0	204
Psychology	16	53	36	105	13	57	30	100	8	55	31	94
Business	9	68	0	77	9	53	0	62	7	53	0	60
Percent of Panama City Headcount	9.0%	10.4%	0.0%	6.7%	8.5%	8.3%	0.0%	5.1%	7.5%	7.8%	0.0%	4.3%
Accounting	0	18	0	18	4	16	0	20	2	17	0	19
Business Administration	9	50	0	59	5	37	0	42	5	36	0	41
Education	2	46	11	59	-	-	-	-	-	-	-	-
Percent of Panama City Headcount	2.0%	7.0%	3.1%	5.1%	-	-	-	-	-	-	-	-
School of Teacher Education	2	45	11	58	-	-	-	-	-	-	-	-
Sports Management	0	1	0	1	-	-	-	-	-	-	-	-
Education, Health, & Human Sciences (Anne's College)*	-	-	-	-	1	37	1	39	2	41	0	43
Percent of Panama City Headcount	-	-	-	-	0.9%	5.8%	0.3%	3.2%	2.2%	6.0%	0.0%	3.1%
School of Teacher Education	-	-	-	-	1	37	1	39	2	41	0	43
Engineering	17	85	79	181	18	92	86	196	19	99	76	194
Percent of Panama City Headcount	17.0%	13.0%	22.3%	15.8%	17.0%	14.4%	21.7%	16.1%	20.4%	14.5%	17.4%	14.0%
Civil & Environmental Engineering	6	29	3	38	5	36	5	46	2	40	4	46
Electrical & Computer Engineering	3	35	5	43	5	26	3	34	9	31	5	45
Industrial & Manufacturing Eng.	0	0	71	71	0	0	78	78	0	0	67	67
Mechanical Engineering	8	21	0	29	8	30	0	38	8	28	0	36
Entrepreneurship (Moran)	1	11	0	12	1	11	0	12	4	9	0	13
Percent of Panama City Headcount	1.0%	1.7%	0.0%	1.0%	0.9%	1.7%	0.0%	1.0%	4.3%	1.3%	0.0%	0.9%
Health & Human Sciences	1	1	0	2	-	-	-	-	-	-	-	-
Percent of Panama City Headcount	1.0%	0.2%	0.0%	0.2%	-	-	-	-	-	-	-	-
Nutrition, Food & Exercise Sciences	1	1	0	2	-	-	-	-	-	-	-	-
Hospitality (Dedman)	1	5	0	6	2	7	0	9	0	8	0	8
Percent of Panama City Headcount	1.0%	0.8%	0.0%	0.5%	1.9%	1.1%	0.0%	0.7%	0.0%	1.2%	0.0%	0.6%
Social Sciences & Public Policy	5	40	0	45	5	36	0	41	2	45	0	47
Percent of Panama City Headcount	5.0%	6.1%	0.0%	3.9%	4.7%	5.6%	0.0%	3.4%	2.2%	6.6%	0.0%	3.4%
Public Health	2	16	0	18	3	13	0	16	1	17	0	18
Social Science	3	24	0	27	2	23	0	25	1	28	0	29
Social Work	0	13	18	31	0	4	16	20	1	12	26	39
Percent of Panama City Headcount	0.0%	2.0%	5.1%	2.7%	0.0%	0.6%	4.0%	1.6%	1.1%	1.8%	5.9%	2.8%
Undecided	27	1	0	28	32	3	0	35	19	4	0	23
Percent of Panama City Headcount	27.0%	0.2%	0.0%	2.4%	30.2%	0.5%	0.0%	2.9%	20.4%	0.6%	0.0%	1.7%
Total Degree Seeking	100	656	355	1,111	106	638	397	1,141	93	683	437	1,213
Percent of Panama City Headcount	100.0%	100.0%	100.0%	96.9%	100.0%	100.0%	100.0%	93.9%	100.0%	100.0%	100.0%	87.8%
Non-degree seeking	0	0	0	36	0	0	0	74	0	0	0	169
Percent of Panama City Headcount	0.0%	0.0%	0.0%	3.1%	0.0%	0.0%	0.0%	6.1%	0.0%	0.0%	0.0%	12.2%
Panama City Totals	100	656	355	1,147	106	638	397	1,215	93	683	437	1,382

KEY: L–Undergraduate Lower; U–Undergraduate Upper; G–Graduate

*The Colleges of Education and Health and Human Sciences merged into the College of Education, Health, and Human Sciences in Fall 2023

Source: Fall Preliminary Student Instruction Files (SIFP)

Panama City Campus Student Headcount Enrollment, Fall Semesters

Origin of Students

<u>Nation</u>	<u>Fall 2022</u>	<u>Fall 2023</u>	<u>Fall 2024</u>	<u>State</u>	<u>Fall 2022</u>	<u>Fall 2023</u>	<u>Fall 2024</u>	<u>Florida County</u>	<u>Fall 2022</u>	<u>Fall 2023</u>	<u>Fall 2024</u>
Bangladesh	1	1	1	Alabama	25	37	35	Alachua	6	8	10
Barbados	1	1	1	Arizona	4	3	1	Baker	0	1	1
Belarus	1	0	0	Arkansas	3	0	0	Bay	456	464	587
Bolivia	0	1	0	California	4	4	5	Brevard	19	16	17
Brazil	2	1	0	Colorado	2	3	4	Broward	25	26	37
Bulgaria	1	0	0	Connecticut	2	0	1	Calhoun	16	13	12
Canada	4	3	0	Florida	997	1,053	1,217	Charlotte	0	2	4
China	1	1	2	Georgia	25	22	23	Citrus	4	2	0
Colombia	2	2	1	Hawaii	0	3	1	Clay	6	7	5
Cuba	0	1	2	Idaho	1	0	0	Collier	6	2	2
Dominican Republic	0	0	1	Illinois	3	6	6	Columbia	2	3	1
Egypt	2	1	1	Indiana	1	0	0	Miami-Dade	17	28	27
France	0	0	0	Kansas	2	0	0	Duval	20	17	13
Germany	1	1	2	Kentucky	2	1	0	Escambia	10	9	14
Ghana	1	1	0	Louisiana	1	2	2	Flagler	2	1	1
Great Britain	0	0	1	Maine	0	0	1	Franklin	4	2	1
Honduras	2	2	2	Maryland	2	3	5	Gadsden	3	4	5
India	1	1	0	Massachusetts	2	2	0	Gulf	13	14	12
Iran	0	0	1	Michigan	4	3	3	Hamilton	0	0	1
Italy	1	0	0	Minnesota	2	1	1	Hendry	1	1	0
Jamaica	4	4	2	Mississippi	0	0	1	Hernando	2	1	3
Kenya	0	0	2	Missouri	2	4	3	Highlands	0	1	0
Korea	2	1	0	Nebraska	0	1	1	Hillsborough	24	27	31
Mexico	3	1	0	New Hampshire	1	1	0	Holmes	14	11	21
Moldova	1	3	2	New Jersey	4	0	3	Indian River	2	1	2
Morocco	1	1	0	New Mexico	0	1	1	Jackson	30	35	29
Nicaragua	0	0	1	New York	5	2	6	Jefferson	0	0	1
Nigeria	0	1	0	North Carolina	8	10	10	Lafayette	1	1	1
Pakistan	2	4	2	Ohio	6	2	4	Lake	7	8	4
Peru	2	2	0	Oklahoma	0	1	1	Lee	14	13	8
Philippines	3	2	1	Pennsylvania	3	4	4	Leon	47	74	91
Puerto Rico	0	0	2	Rhode Island	2	1	0	Liberty	2	2	3
Russia	1	1	2	South Carolina	4	2	3	Madison	1	1	2
Sweden	0	0	1	Tennessee	2	5	4	Manatee	5	4	2
Thailand	0	0	0	Texas	7	15	20	Marion	3	4	4
Turkey	0	0	0	Utah	1	1	2	Martin	3	2	1
Ukraine	1	2	2	Vermont	1	1	0	Monroe	0	0	2
USA	1,103	1,173	1,348	Virginia	3	4	3	Nassau	1	2	0
Uruguay	1	0	0	Washington	1	1	1	Okaloosa	34	35	25
Venezuela	2	2	1	West Virginia	0	1	1	Orange	30	29	31
Vietnam	0	1	1	Wisconsin	1	1	0	Osceola	5	5	5
Total	1,147	1,215	1,382	Non-USA	14	14	9	Palm Beach	22	18	23
				Total	1,147	1,215	1,382	Pasco	6	9	4
								Pinellas	11	17	18
								Polk	6	8	10
								Santa Rosa	13	26	25
								Sarasota	6	4	4
								Seminole	8	9	14
								St. Johns	4	6	13
								St. Lucie	1	3	4
								Sumter	1	0	0
								Suwannee	1	0	0
								Taylor	0	0	1
								Volusia	4	6	6
								Wakulla	3	9	12
								Walton	50	38	32
								Washington	26	24	35
								Non-Florida	137	148	156
								Non-USA	13	14	9
								Total	1,147	1,215	1,382

Note: The states of Alaska, Delaware, District of Columbia, Iowa, Montana, Nevada, North Dakota, Oregon, South Dakota, and Wyoming, and the Florida counties of Bradford, DeSoto, Dixie, Gilchrist, Glades, Hardee, Levy, Okeechobee, Putnam, Taylor, and Union did not produce any students at the Panama City campus between Fall 2022-Fall 2024; Source: Fall Preliminary Student Instruction Files (SIFP)

Panama City Campus Student Headcount Enrollment, Fall Semesters

<u>By College</u>	<u>2020</u>		<u>2021</u>		<u>2022</u>		<u>2023</u>		<u>2024</u>	
Applied Studies	369	36.8%	380	33.2%	392	34.2%	447	36.8%	488	35.3%
Arts & Sciences	247	24.7%	261	22.8%	278	24.2%	280	23.0%	298	21.6%
Business	68	6.8%	79	6.9%	77	6.7%	62	5.1%	60	4.3%
Criminology	1	0.1%	0	0.0%	0	0.0%	0	0.0%	0	0.0%
Education	51	5.1%	64	5.6%	59	5.1%	-	-	-	-
Education, Health, & Human Sciences (Anne's College)	-	-	-	-	-	-	39	3.2%	43	3.1%
Engineering	155	15.5%	180	15.7%	181	15.8%	196	16.1%	194	14.0%
Entrepreneurship (Moran)	8	0.8%	13	1.1%	12	1.0%	12	1.0%	13	0.9%
Hospitality (Dedman)	5	0.5%	8	0.7%	6	0.5%	9	0.7%	8	0.6%
Health & Human Sciences	0	0.0%	0	0.0%	2	0.2%	-	-	-	-
Social Sci. and Public Policy	32	3.2%	30	2.6%	45	3.9%	41	3.4%	47	3.4%
Social Work	30	3.0%	32	2.8%	31	2.7%	20	1.6%	39	2.8%
Special/Undecided	36	3.6%	98	8.6%	64	5.5%	109	9.0%	192	13.9%
Total	1,002	100.0%	1,145	100.0%	1,147	100.0%	1,215	100.0%	1,382	100.0%

<u>By Gender</u>	<u>2020</u>		<u>2021</u>		<u>2022</u>		<u>2023</u>		<u>2024</u>	
Female	520	51.9%	627	54.8%	621	54.1%	678	55.8%	755	54.6%
Male	482	48.1%	518	45.2%	526	45.9%	537	44.2%	626	45.3%
Unknown	0	0.0%	0	0.0%	0	0.0%	0	0.0%	1	0.1%
Total	1,002	100.0%	1,145	100.0%	1,147	100.0%	1,215	100.0%	1,382	100.0%

<u>By Level</u>	<u>2020</u>		<u>2021</u>		<u>2022</u>		<u>2023</u>		<u>2024</u>	
Freshman	39	3.9%	115	10.0%	50	4.4%	38	3.1%	39	2.8%
Sophomore	33	3.3%	47	4.1%	50	4.4%	68	5.6%	54	3.9%
Junior	313	31.2%	333	29.1%	258	22.5%	224	18.4%	274	19.8%
Senior	348	34.7%	303	26.5%	398	34.7%	414	34.1%	409	29.6%
Graduate	251	25.0%	296	25.9%	295	25.7%	306	25.2%	341	24.7%
Professional	-	-	30	2.6%	60	3.1%	74	6.1%	96	12.2%
Unclassified	18	1.8%	21	1.8%	36	5.2%	91	7.5%	169	6.9%
Total	1,002	100.0%	1,145	100.0%	1,147	100.0%	1,215	100.0%	1,382	100.0%

<u>By Ethnicity*</u>	<u>2020</u>		<u>2021</u>		<u>2022</u>		<u>2023</u>		<u>2024</u>	
American Indian	3	0.3%	4	0.3%	2	0.2%	4	0.3%	5	0.4%
Asian	34	3.4%	42	3.7%	42	3.7%	42	3.5%	48	3.5%
Black	64	6.4%	78	6.8%	80	7.0%	106	8.7%	125	9.0%
Hispanic/Latino	126	12.6%	153	13.4%	150	13.1%	162	13.3%	181	13.1%
Native Hawaiian	5	0.5%	4	0.3%	4	0.3%	4	0.3%	3	0.2%
U.S. Nonresident	9	0.9%	11	1.0%	13	1.1%	13	1.1%	10	0.7%
White	698	69.7%	778	67.9%	785	68.4%	816	67.2%	915	66.2%
Two or More Races	49	4.9%	64	5.6%	65	5.7%	58	4.8%	79	5.7%
Unknown	14	1.4%	11	1.0%	6	0.5%	10	0.8%	16	1.2%
Total	1,002	100.0%	1,145	100.0%	1,147	100.0%	1,215	100.0%	1,382	100.0%

*See the "race/ethnicity" entry in this book's glossary for full ethnic category names and information on the reporting methodology required by the U.S. Dept. of Education

Enrollment by Age – Fall 2024

<u>Student Age</u>	<u>Headcount Enrollment</u>				<u>Percentage of Enrollment</u>			
	<u>Undergraduate</u>	<u>Graduate</u>	<u>Other</u>	<u>Total</u>	<u>Undergraduate</u>	<u>Graduate</u>	<u>Other</u>	<u>Total</u>
20 and below	186	3	150	339	24.0%	0.7%	88.8%	24.5%
21-22	235	29	5	269	30.3%	6.6%	3.0%	19.5%
23-25	142	117	3	262	18.3%	26.8%	1.8%	19.0%
26-30	81	122	2	205	10.4%	27.9%	1.2%	14.8%
31-40	86	106	8	200	11.1%	24.3%	4.7%	14.5%
41 and above	46	60	1	107	5.9%	13.7%	0.6%	7.7%
Total	776	437	169	1,382	100.0%	100.0%	100.0%	100.0%

Note: All Panama City Campus data on these pages are extracted from the total campus figures used throughout this Fact Book. Panama City Campus students are identified using the administrative campus code.

Source: Fall Preliminary Student Instruction Files (SIFP)

Online resource: The FSU-Panama City campus website can be accessed online at: pc.fsu.edu

Distance Learning Course Enrollment and Student Credit Hours

Enrollment in Web-based Distance Learning Course Sections by CIP Classification

CIP Classification	Academic Year 2022-23				Academic Year 2023-24			
	Undergraduate	Graduate	Total	Percent	Undergraduate	Graduate	Total	Percent
03 - Natural Resources & Conservation	1,015	0	1,015	0.8%	2,081	0	2,081	1.6%
04 - Architecture and Related Services	473	32	505	0.4%	463	29	492	0.4%
05 - Ethnic, Cultural, and Group Studies	123	0	123	0.1%	74	0	74	0.1%
09 - Mass Communication	5,241	857	6,098	4.7%	6,979	940	7,919	6.0%
11 - Computer & Information Studies	7,747	2,683	10,430	8.1%	7,111	2,636	9,747	7.4%
13 - Education	1,856	4,192	6,048	4.7%	1,608	4,104	5,712	4.3%
14 - Engineering	0	404	404	0.3%	0	503	503	0.4%
16 - Foreign Languages	1,121	0	1,121	0.9%	1,366	0	1,366	1.0%
19 - Home Economics/Human Sciences	4,606	95	4,701	3.7%	4,552	146	4,698	3.5%
22 - Legal Professions and Studies	0	3,956	3,956	3.1%	0	3,339	3,339	2.5%
23 - English Lang. & Literature/Letters	2,909	23	2,932	2.3%	3,191	12	3,203	2.4%
24 - Liberal/General Studies	1,409	0	1,409	1.1%	688	0	688	0.5%
26 - Biological/Life Sciences	423	0	423	0.3%	747	0	747	0.6%
27 - Mathematics	2,941	108	3,049	2.4%	2,650	316	2,966	2.2%
30 - Multi/Interdisciplinary Science	242	0	242	0.2%	294	0	294	0.2%
31 - Parks, Recreation, Leisure & Fitness	1,409	576	1,985	1.5%	1,131	609	1,740	1.3%
38 - Philosophy and Religious Studies	1,091	0	1,091	0.8%	1,372	0	1,372	1.0%
40 - Physical Sciences	815	0	815	0.6%	832	0	832	0.6%
42 - Psychology	1,056	444	1,500	1.2%	1,064	595	1,659	1.3%
43 - Protective Services	8,789	1,951	10,740	8.3%	8,962	1,890	10,852	8.2%
44 - Public Affairs	2,471	1,802	4,273	3.3%	2,154	1,431	3,585	2.7%
45 - Social Sciences	12,148	36	12,184	9.5%	13,108	63	13,171	10.0%
50 - Visual & Performing Arts	6,678	21	6,699	5.2%	6,399	21	6,420	4.9%
51 - Health Professions & Related Sci.	2,126	7,382	9,508	7.4%	2,503	7,870	10,373	7.8%
52 - Business and Management	32,821	3,068	35,889	27.9%	34,338	2,039	36,377	27.5%
54 - History	1,532	5	1,537	1.2%	2,122	12	2,134	1.6%
Total	101,042	27,635	128,677	100.0%	105,789	26,555	132,344	100.0%

Note: Due to duplicated counts, class section enrollment will differ from headcount enrollment.

Student Credit Hour Production in Web-based Distance Learning Course Sections

Academic Year	Fundable	Undergraduate Level			Fundable	Graduate Level		
		Non-Fund.	Total	Percent		Non-Fund.	Total	Percent
Summer 2020	134,968	6,787	141,755	15.9%	36,893	5,857	42,750	25.3%
Fall 2020	393,829	10,514	404,343	45.5%	62,644	13,549	76,193	45.0%
Spring 2021	<u>336,067</u>	<u>6,586</u>	<u>342,653</u>	<u>38.6%</u>	<u>42,673</u>	<u>7,523</u>	<u>50,196</u>	<u>29.7%</u>
Total 2020-21	864,864	23,887	888,751	100.0%	142,210	26,929	169,139	100.0%
Summer 2021	112,188	5,519	117,707	33.8%	25,494	6,861	32,355	35.2%
Fall 2021	109,313	5,724	115,037	33.1%	21,858	7,768	29,626	32.3%
Spring 2022	<u>111,730</u>	<u>3,573</u>	<u>115,303</u>	<u>33.1%</u>	<u>22,389</u>	<u>7,455</u>	<u>29,844</u>	<u>32.5%</u>
Total 2021-22	333,231	14,816	348,047	100.0%	69,741	22,084	91,825	100.0%
Summer 2022	58,868	1,721	60,589	20.6%	18,100	6,411	24,511	29.6%
Fall 2022	113,012	2,573	115,585	39.4%	22,893	6,756	29,649	35.7%
Spring 2023	<u>114,888</u>	<u>2,478</u>	<u>117,366</u>	<u>40.0%</u>	<u>22,604</u>	<u>6,172</u>	<u>28,776</u>	<u>34.7%</u>
Total 2022-23	286,768	6,772	293,540	100.0%	63,597	19,339	82,936	100.0%
Summer 2023	61,267	1,975	63,242	20.7%	18,274	4,870	23,144	28.9%
Fall 2023	116,630	2,803	119,433	39.1%	23,623	5,652	29,275	36.5%
Spring 2024	<u>119,803</u>	<u>2,739</u>	<u>122,542</u>	<u>40.2%</u>	<u>22,674</u>	<u>5,035</u>	<u>27,709</u>	<u>34.6%</u>
Total 2023-24	297,700	7,517	305,217	100.0%	64,571	15,557	80,128	100.0%

Note: Distance learning course sections are those where the instructional delivery is 80% or more online.

Source: Final Student Instruction Files (SIF)

Enrollment by Location (Campus, Site, International Location)

Headcount of Students by Course Location – 2024-25

	Undergraduate			Graduate			Unclassified			Total		
	Summer	Fall	Spring	Summer	Fall	Spring	Summer	Fall	Spring	Summer	Fall	Spring
Campuses:												
Main Campus - Tallahassee*												
Leon County	16,443	30,997	30,991	6,531	10,046	9,622	457	602	541	23,431	41,645	41,154
Panama City, Florida Campus	530	801	784	365	432	432	30	172	159	925	1,405	1,375
Republic of Panama Campus	136	162	110	8	5	7	272	270	284	416	437	401
Sites in Florida:												
Daytona, Florida (MD)	0	0	0	24	42	37	0	0	0	24	42	37
Fort Pierce, Florida (MD)	0	0	0	18	36	35	0	0	0	18	36	35
Orlando, Florida (MD)	0	0	0	22	40	37	0	0	0	22	40	37
Pensacola, Florida (MD)	0	0	0	16	32	31	0	0	0	16	32	31
Sarasota, Florida (MD)	0	0	0	23	43	40	0	0	0	23	43	40
Orlando, Florida	0	0	0	0	0	0	0	144	0	0	0	144
Sarasota, Florida (Asolo)	0	0	0	0	37	36	0	0	0	0	37	36
Sarasota, Fla. (Ringling)	0	0	0	0	3	3	0	0	0	0	3	3
St. Theresa, Florida	28	20	12	1	0	0	0	0	0	29	20	12
Sites Outside Florida:												
New York, New York	0	0	12	0	0	0	0	0	2	0	0	14
International Programs:												
Cetamura, Italy	19	0	0	2	0	0	3	0	0	24	0	0
Dubrovnik, Croatia	10	0	0	1	0	0	0	0	0	11	0	0
Florence, Italy	343	116	115	1	0	0	5	5	12	349	121	127
London, England	307	113	94	38	0	16	12	34	55	357	147	165
Oxford, England (Law)	0	0	0	23	0	0	6	0	0	29	0	0
Paris, France	31	0	0	0	0	0	9	0	0	40	0	0
Prague, Czech. Republic	21	0	0	9	0	0	0	0	0	30	0	0
St. Georges, Grenada	0	0	5	0	0	7	0	0	0	0	0	12
Valencia, Spain	483	147	139	0	0	0	14	14	29	497	161	168
Other International	39	0	0	0	0	0	2	0	0	41	0	0
Total International Programs	1,262	376	353	74	0	23	51	53	96	1,387	429	472
Total FSU Enrollment	18,399	32,356	32,262	7,082	10,711	10,297	810	1,241	1,082	26,291	44,308	43,641


* The main campus headcount listed above are those students who took their entire courseload at FSU's main campus in Tallahassee. These include Leon County facilities offering courses to Engineering, Nursing, and Social Work students among others. Below are the students who took at least one course on FSU's main campus or other Tallahassee/Leon County locations.

	Undergraduate			Graduate			Unclassified			Total		
	Summer	Fall	Spring	Summer	Fall	Spring	Summer	Fall	Spring	Summer	Fall	Spring
Campus:												
Main Campus - Tallahassee*												
Leon County	16,736	31,280	30,524	6,679	10,276	9,657	467	672	553	23,882	42,228	40,734

Source: Summer Final Student Instruction File (SIF), Spring and Fall Preliminary Student Instruction Files (SIFP)
Online Resource: The International Programs' website can be accessed online at: international.fsu.edu

Faculty & Staff

FSU physicists will study nuclear reactions of stars with support from National Science Foundation



Promising PTSD research gets boost with Department of Defense grant



Photos and stories from: news.fsu.edu

Top left: Pictured: Chris Esparza, Matthew Mestayer

Bottom left: Pictured (L-R): Andrew Kozel, Mariah Jensen

Top right: (Photo by Laura Pellini, FSU Libraries)


Middle right: Pictured (L-R): Feng Bao, Zecheng Zhang

Bottom right: Pictured: Nora Underwood, Sweden; Daekawn Kim, Finland; Gang Wang, Finland; Mainak Mookherjee, India; Shuyuan Ho Metcalfe, Italy; Vincent Salters, Germany; Diana Lopez, Colombia

FSU honors faculty and staff achievements at 2025 Authors Day



FSU faculty net more than \$9 million in grants to develop AI for use in scientific research



Seven FSU faculty and researchers to teach, explore abroad through Fulbright U.S. Scholar Program



Faculty Characteristics and Citations

- Of 2,159.5 filled FTE faculty positions (including College of Medicine), 24.4% hold the rank of Professor, 18.0% are Associate Professors, 16.2% are Assistant Professors, and 41.4% are other faculty
- The median age for tenured faculty is 53. The eldest of these is 87, the youngest is 33. The median age for tenure-earning faculty is 38. The eldest of these is 85, the youngest is 26
- 95% of full-time, instructional faculty hold a doctoral, professional, or terminal degree
- A total of 2,467 full-time (1,274 men and 1,193 women) and 52 part-time (23 men and 29 women) comprise staff whose primary responsibility is instruction, research and/or public service or, for administrative responsibility, functions directly related to the academic mission. Of these full-time faculty, ethnic minorities make up 26.3% (excludes U.S. Nonresidents). 65.8% are White and 6.0% are U.S. Nonresidents; the race/ethnicity is unknown for 1.8% of staff members.
- Ellen T. Zwilich (Music, 1983) and Robert Olen Butler (Fiction, 1993) are Pulitzer Prize winners on staff at Florida State University

Members of the National Academy of Sciences to Serve on Staff at Florida State University

Lloyd M. Beidler, Biological Science	Michael Kasha, Chemistry
Greg Boebinger, Physics (currently on staff)	Harold W. Kroto, Chemistry
Donald L. Caspar, Biological Science	Abba Lerner, Economics
Paul A. M. Dirac, Physics	J. Robert Schrieffer, Physics
Zachary Fisk, Physics	Steven Stanley, Biological Science (currently on staff)
A. Stewart Fotheringham, Geography (currently on staff)	Melvin E. Stern, Oceanography
Lev P. Gor'kov, Physics	Patrick J. Stover, Biomedical Sciences
Laura Greene, Physics (currently on staff)	J. Herbert Taylor, Biological Science
Louis N. Howard, Mathematics	

Members of the National Academy of Engineering to Serve on Staff at Florida State University

David Larbalestier, Superconducting Materials (currently on staff)	Manoj Shah, Engineering (currently on staff)
Thomas Lipo, Engineering	Longya Xu, Engineering (currently on staff)
Simon Ostrach, Engineering	

Members of the National Academy of Medicine to Serve on Staff at Florida State University

Norman Anderson, Social Work	Susan Hassmiller, Nursing (currently on staff)
Regan Bailey, Medicine (currently on staff)	Jill Quadagno, Gerontology (Emeritus)
Barbara Culliton, Communication (currently on staff)	

Members of the American Academy of Arts and Sciences to Serve on Staff at Florida State University

Roy Baumeister, Psychology	Frances James, Biological Science (Emeritus)
Lloyd M. Beidler, Biological Science	Michael Kasha, Chemistry
Greg Boebinger, Physics (currently on staff)	Alan Marshall, Chemistry
Donald L. Caspar, Biological Science	Simon Ostrach, Engineering
Zachary Fisk, Physics	J. Robert Schrieffer, Physics
Lev Gor'kov - Foreign Honorary, Physics	Melvin E. Stern, Oceanography
Laura Greene, National High Magnetic Field Lab. (currently on staff)	Joe Travis, Biological Science (Emeritus)
Louis N. Howard, Mathematics	Ellen T. Zwilich, Music (currently on staff)

Nobel Laureates to Serve on Staff at Florida State University

Konrad E. Bloch, Human Sciences	Harold W. Kroto, Chemistry
James M. Buchanan, Economics	Robert Sanderson Mulliken, Chemical Physics
Paul A. M. Dirac, Physics	J. Robert Schrieffer, Physics

John Simon Guggenheim Memorial Foundation Fellowship Award Winners to Serve on Staff at Florida State University:

1950 - Michael Kasha	1983 - Michael Ruse	2005 - Mark Wingate
1955 - Raymond K. Sheline	1993 - Robert Olen Butler	2009 - Jawole Willa Jo Zollar
1957 - Orville Goodwin Harrold, Jr.	1994 - Jill Quadagno	2010 - Barbara Hamby
1958 - François Bucher	1994 - Donald L. D. Caspar	2010 - Ladislav Kubik
1961 - Louis N. Howard	1999 - Kathleen M. Erndl	2013 - Bryan Cuevas
1961 - Arthur Deshaies	2000 - Richard L. Greaves	2016 - James Kimbrell
1964 - Bruno Linder	2002 - John Kelsay	2017 - Antonio Mendez Esparza
1966 - J. Robert Schrieffer	2002 - Gary Taylor	2021 - Lilian Garcia-Roig
1970 - Melvin Ernest Stern	2003 - Thomas Joiner	2024 - Martin Munro
1974 - Bertram H. Davis	2003 - David Kirby	2025 - Gwen Welliver
1980 - Ellen T. Zwilich	2005 - Dale A. Olsen	

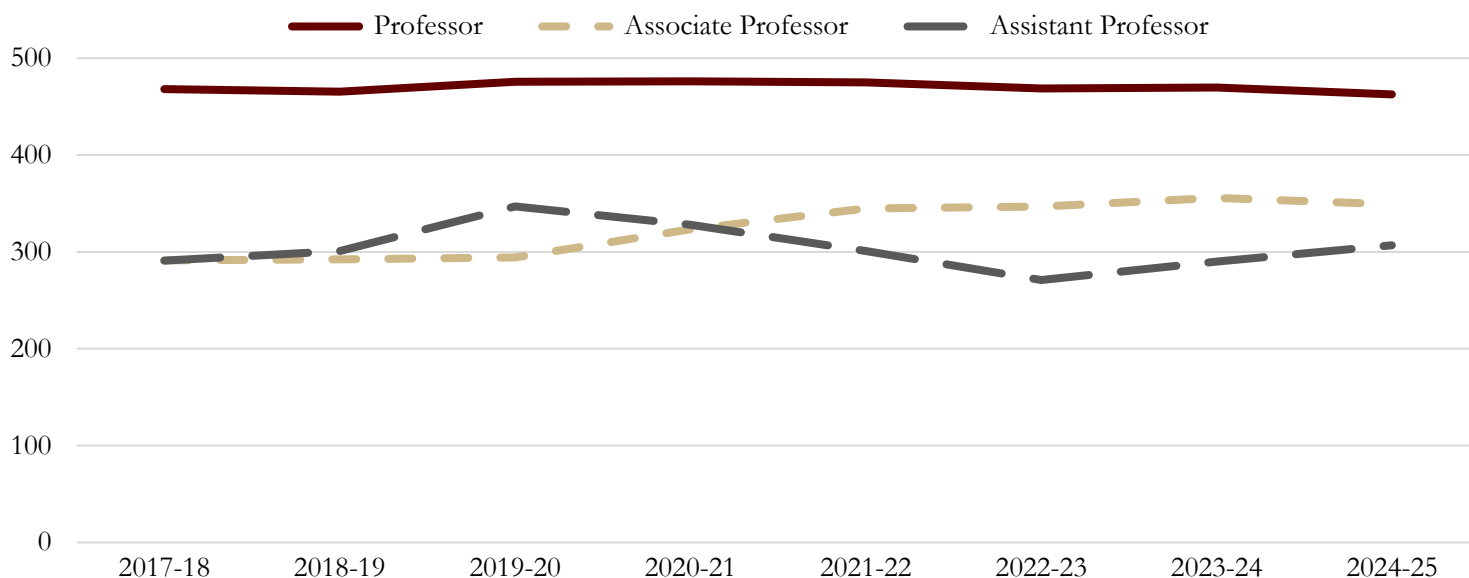
2024-25 Fulbright Scholars to Serve on Staff at Florida State University:

Daekwan Kim, Marketing	Shuyuan Metcalfe, Information	Nora Underwood, Biological Science
Diana Lopez, Biological Science	Mainak Mookherjee, EOAS	Gang Wang, Management
	Vincent Salters, EOAS	

Source: Office of Institutional Research; Office of Faculty Recognition

Faculty Positions

Nine-Month Filled Faculty Positions by Rank



Nine-Month Filled FTE Faculty Positions

<u>Academic Year</u>	<u>Professor</u>	<u>Associate Professor</u>	<u>Assistant Professor</u>	<u>Other</u>	<u>All Ranks</u>
2017-18	468.3	291.3	291.0	151.3	1,201.8
2018-19	465.5	292.4	301.0	153.0	1,211.9
2019-20	475.9	294.2	347.0	176.0	1,293.1
2020-21	476.2	323.5	328.0	202.1	1,329.8
2021-22	475.2	344.8	301.0	196.8	1,317.8
2022-23	468.7	346.8	271.0	190.3	1,276.8
2023-24	469.7	355.8	290.0	196.3	1,311.8
2024-25	462.7	349.3	307.0	184.0	1,303.0

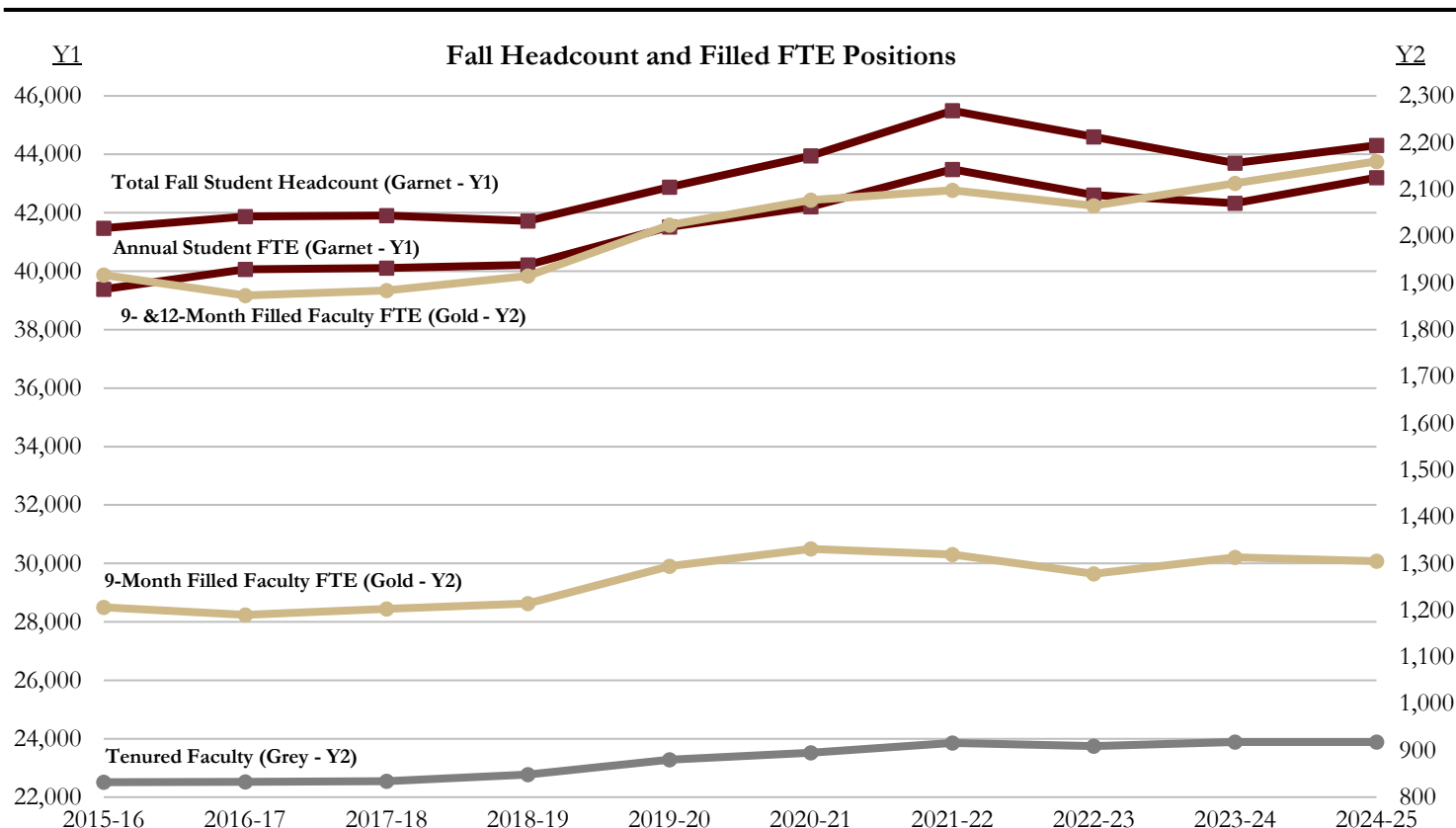
2024-25 Nine- & Twelve-Month Filled FTE Faculty Positions by College

<u>College</u>	<u>Professor</u>	<u>Associate Professor</u>	<u>Assistant Professor</u>	<u>Other</u>	<u>All Ranks</u>
Arts & Sciences	218.0	131.0	103.0	153.8	605.8
Business	30.0	28.0	10.0	38.0	106.0
Communication & Information	18.0	21.0	14.0	33.0	86.0
Criminology & Criminal Justice	6.0	8.0	8.0	2.0	24.0
Education, Health & Human Sciences	35.0	32.0	34.0	48.5	149.5
Engineering	29.0	18.0	24.0	24.5	95.5
Entrepreneurship	2.0	4.0	1.0	18.0	25.0
Fine Arts	19.0	32.0	31.0	12.0	94.0
Hospitality	4.0	3.0	3.0	5.0	15.0
Law	17.0	5.0	6.0	23.0	51.0
Motion Picture Arts	0.0	1.8	0.0	22.8	24.6
Music	34.7	21.5	24.0	7.9	88.1
Nursing	7.1	10.0	10.0	26.0	53.1
Social Sciences & Public Policy	33.0	30.0	35.0	52.0	150.0
Social Work	5.0	7.0	5.0	23.0	40.0
Adm., LSI, PC, Others	23.7	3.0	0.0	370.7	397.4
Total	481.5	355.3	308.0	860.1	2,005.0

Note: Filled Faculty FTE includes E&G funded and non-E&G funded (C&G and Auxiliary) faculty. Faculty positions reported exclude FSU's College of Medicine. See page 74 of this book for College of Medicine faculty positions.

Source: Operating Budget File, 2024-25

Fall Headcount & Annual Fundable Student FTE per Filled Faculty Positions



Fall Headcount & Standard Student FTE per Filled Faculty FTE Positions

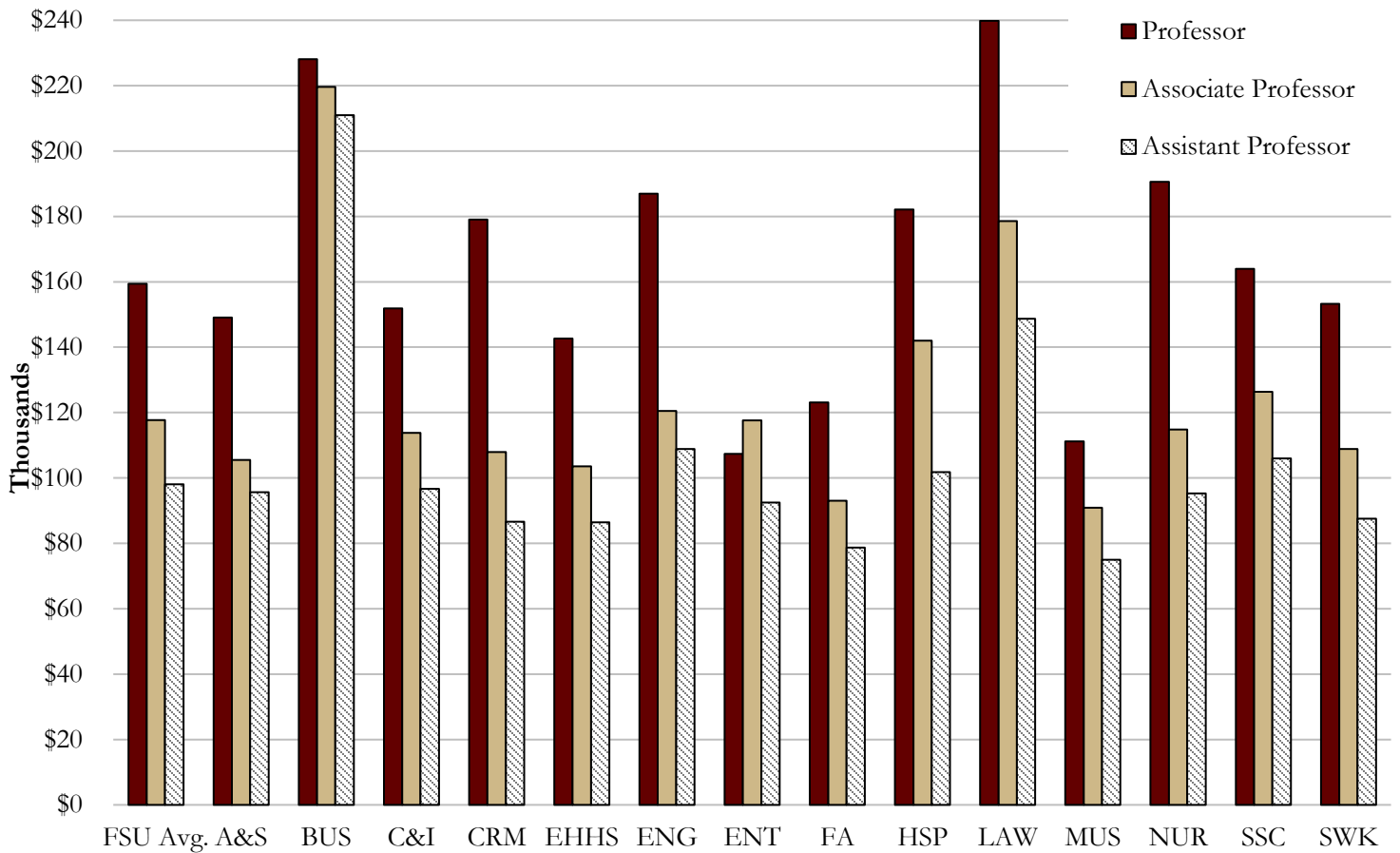
Metric	2015-16	2016-17	2017-18	2018-19	2019-20	2020-21	2021-22	2022-23	2023-24	2024-25
Total (Fall) Headcount	41,473	41,867	41,900	41,717	42,876	43,953	45,493	44,597	43,701	44,308
Graduate (Fall) Headcount	7,819	7,929	7,863	8,058	8,714	10,610	11,143	10,888	10,582	10,711
Total (Annual) Student FTE	39,385	40,065	40,113	40,221	41,482	42,207	43,489	42,613	42,323	43,198
Graduate (Annual) Student FTE	7,793	7,870	7,711	7,969	8,552	9,622	10,250	9,863	9,643	9,707
9-Month Filled FTE Positions	1,206	1,190	1,203	1,214	1,294	1,331	1,319	1,278	1,313	1,305
Headcount per 9-month filled	34.4	35.2	34.8	34.4	33.1	33.0	34.5	34.9	33.3	34.0
Graduate HC per 9-month filled	6.5	6.7	6.5	6.6	6.7	8.0	8.4	8.5	8.1	8.2
Student FTE per 9-month filled	32.7	33.7	33.4	33.1	32.1	31.7	33.0	33.3	32.2	33.1
Graduate FTE per 9-month filled	6.5	6.6	6.4	6.6	6.6	7.2	7.8	7.7	7.3	7.4
9- & 12-Mo. Filled FTE Positions	1,917	1,873	1,884	1,915	2,024	2,077	2,098	2,065	2,113	2,160
Headcount per 9- & 12-mo. filled Fac.	21.6	22.4	22.2	21.8	21.2	21.2	21.7	21.6	20.7	20.5
Grad. HC per 9- & 12-mo. filled Fac.	4.1	4.2	4.2	4.2	4.3	5.1	5.3	5.3	5.0	5.0
Student FTE per 9- & 12-mo. filled	20.5	21.4	21.3	21.0	20.5	20.3	20.7	20.6	20.0	20.0
Graduate FTE per 9- & 12-mo. filled	4.1	4.2	4.1	4.2	4.2	4.6	4.9	4.8	4.6	4.5
Tenured Faculty	832	833	834	848	880	895	916	909	918	918
Headcount per Tenured Faculty	49.8	50.3	50.2	49.2	48.7	49.1	49.7	49.1	47.6	48.3
Grad. HC per Tenured Faculty	9.4	9.5	9.4	9.5	9.9	11.9	12.2	12.0	11.5	11.7
Student FTE per Tenured Faculty	47.3	48.1	48.1	47.4	47.1	47.2	47.5	46.9	46.1	47.1
Graduate FTE per Tenured Faculty	9.4	9.4	9.2	9.4	9.7	10.8	11.2	10.9	10.5	10.6

*Beginning in 2015-16, Filled Faculty FTE includes E&G funded, and non-E&G funded (C&G and Auxiliary) faculty.

Notes: The College of Medicine faculty are included in this report. FTE is defined by the national standard (see Glossary). College Deans are not included.

Source: Operating Budget File, Tenure and Benefits Survey, Preliminary (fall headcount) and Final (student FTE) Student Instruction Files

Mean Salary by Rank for Nine-Month Filled Faculty, 2024-25

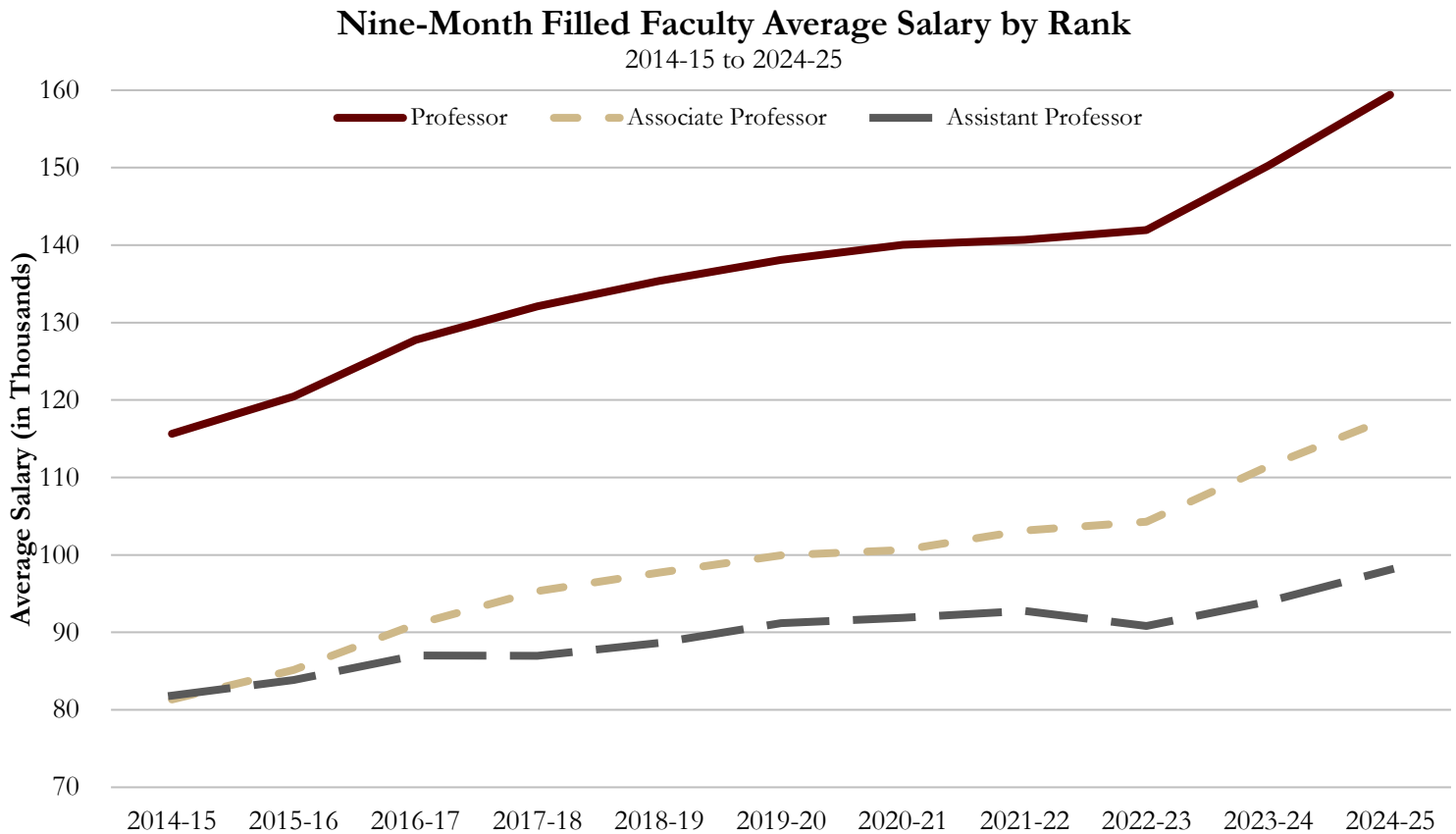


<u>College</u>	<u>Professor</u>	<u>Associate Professor</u>	<u>Assistant Professor</u>	<u>Other</u>
Arts & Sciences	\$149,076	\$105,521	\$95,634	\$57,607
Business	\$228,113	\$219,611	\$210,975	\$123,692
Communication & Information	\$151,875	\$113,788	\$96,686	\$85,291
Criminology & Criminal Justice	\$179,070	\$107,892	\$86,636	-
Education, Health & Human Sciences	\$142,621	\$103,562	\$86,449	\$84,122
Engineering	\$186,973	\$120,459	\$108,850	-
Entrepreneurship	\$107,350	\$117,581	\$92,508	\$95,634
Fine Arts	\$123,109	\$93,058	\$78,736	\$75,004
Hospitality	\$182,110	\$142,026	\$101,744	\$85,071
Law	\$239,827	\$178,610	\$148,711	\$84,685
Motion Picture Arts	-	\$105,801	-	\$152,533
Music	\$111,215	\$90,936	\$75,015	\$89,197
Nursing	\$190,581	\$114,830	\$95,258	\$89,814
Social Sciences & Public Policy	\$163,997	\$126,332	\$106,005	\$99,300
Social Work	\$153,237	\$108,824	\$87,582	\$74,526
Nine-month Mean	\$159,410	\$117,718	\$98,095	\$93,553

Note: Average faculty salaries calculated on filled, full-time positions only. The overall nine-month mean includes faculty in non-academic areas. Faculty positions reported exclude College of Medicine. See page 74 of this book for College of Medicine mean salaries.

Source: Operating Budget File 2024-25

Faculty Salary Trends



Nine-Month Filled Faculty Average Salary by Rank

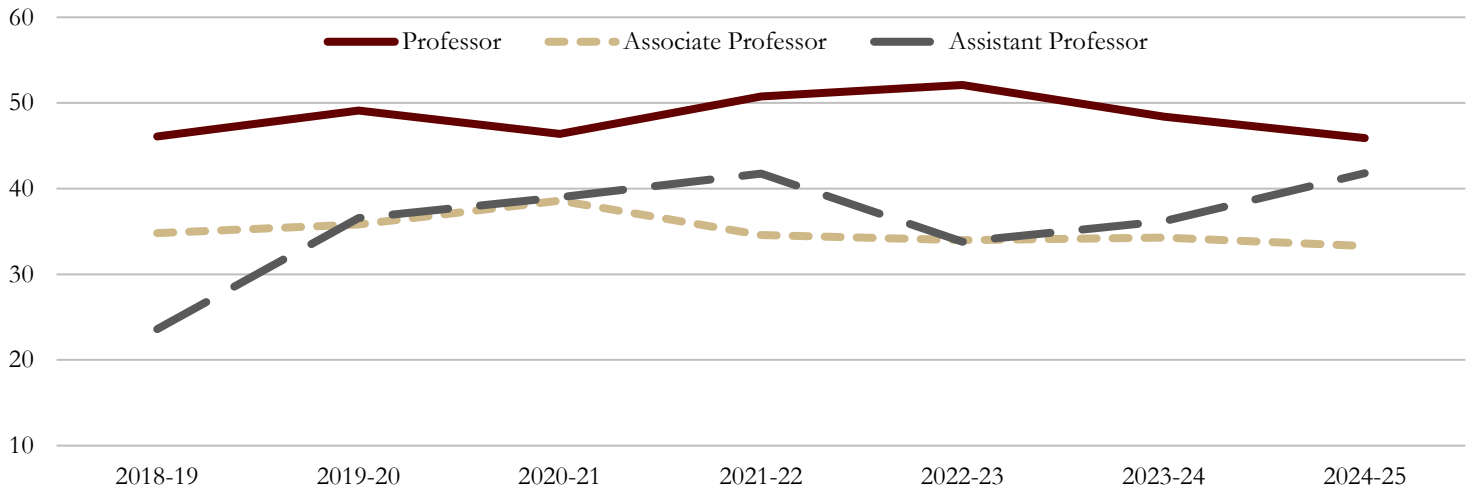
<u>Year</u>	<u>Professor</u>	<u>Percent Change</u>	<u>Associate Professor</u>	<u>Percent Change</u>	<u>Assistant Professor</u>	<u>Percent Change</u>
2009-10	\$104,603	3.2%	\$72,880	2.9%	\$70,639	4.6%
2010-11	\$103,696	-0.9%	\$73,755	1.2%	\$71,900	1.8%
2011-12	\$108,176	4.3%	\$75,779	2.7%	\$75,746	5.4%
2012-13	\$109,378	1.1%	\$76,674	1.2%	\$77,229	2.0%
2013-14	\$114,574	4.8%	\$78,495	2.4%	\$81,255	5.2%
2014-15	\$115,641	0.9%	\$81,337	3.6%	\$81,835	0.7%
2015-16	\$120,467	4.2%	\$85,163	4.7%	\$83,867	2.5%
2016-17	\$127,745	6.0%	\$91,048	6.9%	\$87,034	3.8%
2017-18	\$132,108	3.4%	\$95,341	4.7%	\$86,977	-0.1%
2018-19	\$135,393	2.5%	\$97,719	2.5%	\$88,652	1.9%
2019-20	\$138,087	2.0%	\$99,941	2.3%	\$91,182	2.9%
2020-21	\$140,045	1.4%	\$100,632	0.7%	\$91,882	0.8%
2021-22	\$140,670	0.4%	\$103,149	2.5%	\$92,776	1.0%
2022-23	\$141,935	0.9%	\$104,298	1.1%	\$90,808	-2.1%
2023-24	\$150,269	5.9%	\$111,447	6.9%	\$94,002	3.5%
2024-25	\$159,410	6.1%	\$117,718	5.6%	\$98,095	4.4%

Note: Beginning in 2015-16, Filled Faculty FTE includes E&G funded, and non-E&G funded (C&G and Auxiliary) faculty. Average faculty salaries calculated on filled, full-time positions only; does not include the College of Medicine (see page 74 for College of Medicine mean salaries).

Source: Operating Budget File

College of Medicine Faculty

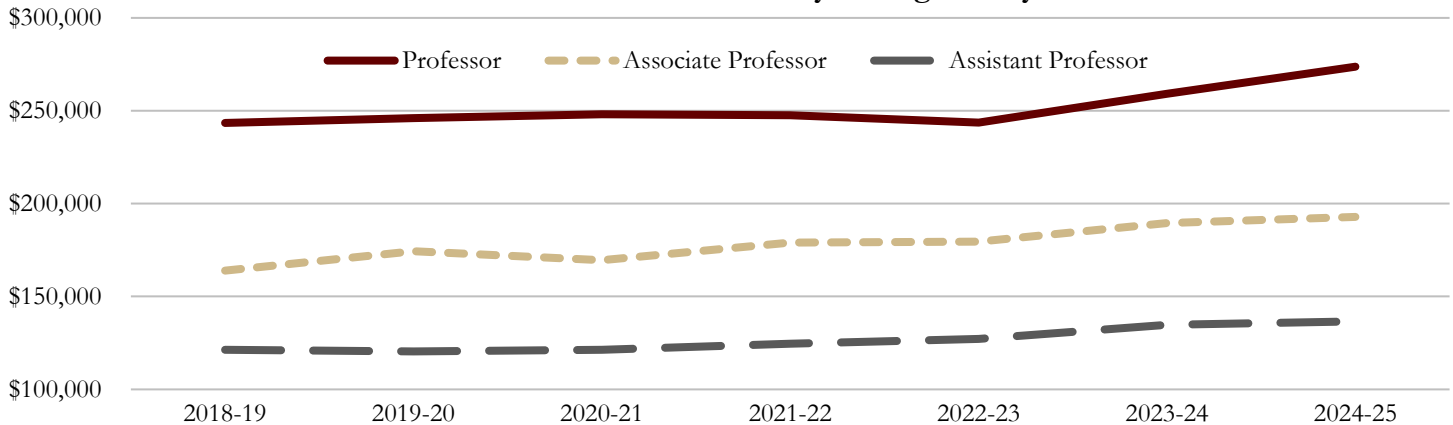
Nine & Twelve-Month Filled College of Medicine Faculty Positions by Rank



Nine- & Twelve-Month State Funded Filled FTE Faculty Positions for the College of Medicine

<u>Year</u>	<u>Professor</u>	<u>Associate Professor</u>	<u>Assistant Professor</u>	<u>Other</u>	<u>All Ranks</u>
2018-19	46.1	34.8	23.6	48.5	152.9
2019-20	49.1	35.8	36.6	41.4	162.8
2020-21	46.4	38.6	39.0	44.0	168.0
2021-22	50.8	34.6	41.8	45.5	172.6
2022-23	52.1	34.0	33.8	38.5	158.4
2023-24	48.4	34.3	36.2	33.0	151.9
2024-25	45.9	33.3	41.8	31.8	152.6

12-Month Medical Faculty Average Salary



Twelve-Month College of Medicine Average Faculty Salary

<u>Year</u>	<u>Professor</u>	<u>Associate Professor</u>	<u>Assistant Professor</u>	<u>Other</u>
2018-19	\$243,451	\$163,944	\$121,368	\$94,170
2019-20	\$246,000	\$174,330	\$120,437	\$88,386
2020-21	\$248,104	\$169,590	\$121,334	\$88,780
2021-22	\$247,646	\$179,015	\$124,542	\$90,372
2022-23	\$243,655	\$179,544	\$127,086	\$85,989
2023-24	\$259,123	\$189,456	\$134,695	\$95,308
2024-25	\$273,731	\$192,849	\$136,608	\$103,071

Note: Filled Faculty FTE and Filled Faculty Average Salary includes E&G funded and non-E&G funded (C&G and Auxiliary) faculty.

Source: Operating Budget File

Sources of Doctoral Degree, Instructional Faculty

The universities listed below are those from which four or more instructional faculty earned their doctorate or professional degree. This table was last updated with the faculty roster from Fall 2024.

<u>University</u>	<u>Number</u>	<u>University</u>	<u>Number</u>
Arizona State University	11	University of California, San Diego	12
Auburn University	6	University of Central Florida	4
Brown University	12	University of Chicago	29
California Institute of Technology	7	University of Cincinnati	8
Columbia University	11	University of Colorado	4
Cornell University	10	University of Connecticut	7
Duke University	20	University of Florida	51
Emory University	7	University of Georgia	24
Florida Atlantic University	4	University of Illinois, Urbana-Champaign	25
Florida State University	277	University of Iowa	7
Georgia Institute of Technology	4	University of Kansas	9
Georgia State University	7	University of Kentucky	7
Harvard University	20	University of Maryland	10
Indiana University	28	University of Massachusetts, Amherst	5
Iowa State University	6	University of Miami	7
Johns Hopkins University	6	University of Michigan	23
Louisiana State University	5	University of Minnesota	10
Massachusetts Institute of Technology	9	University of Missouri	12
Michigan State University	18	University of Nebraska	4
New York University	14	University of North Carolina, Chapel Hill	16
North Carolina State University	13	University of North Texas	4
Northwestern University	16	University of Notre Dame	8
Nova Southeastern University	8	University of Oxford (England)	5
Ohio State University	28	University of Pennsylvania	14
Pennsylvania State University	30	University of Pittsburgh	4
Princeton University	12	University of Rochester	13
Purdue University	12	University of South Carolina	7
Rice University	6	University of South Florida	6
Rutgers University	11	University of Southern California	8
Stanford University	14	University of Tennessee	12
State University of New York, Stony Brook	8	University of Texas, Austin	34
Syracuse University	7	University of Toronto (Canada)	6
Texas A & M University	15	University of Utah	7
Texas Tech University	5	University of Virginia	18
University of Alabama	6	University of Washington	9
University of Alabama, Birmingham	9	University of Wisconsin	21
University of Arizona	13	Vanderbilt University	14
University of California, Berkeley	29	Virginia Institute of Technology	11
University of California, Davis	6	Washington University, St. Louis	7
University of California, Los Angeles	18	West Virginia University	4
University of California, Riverside	4	Yale University	17

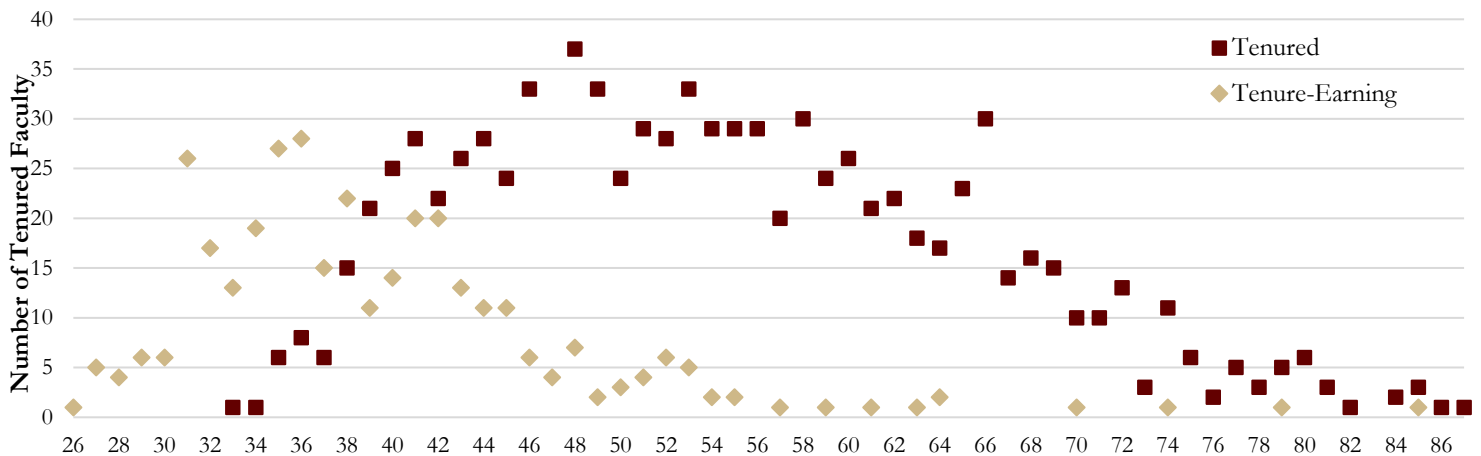
Florida State University defines “Instructional Faculty” in salary surveys and studies as 9- and 12-month faculty with limited or no administrative responsibilities who have one or more of the following characteristics:

Ranked faculty titles of Eminent Scholar, Professor, Associate Professor, Assistant Professor, Instructor, or Lecturer (including those with administrative titles of assistant dean, chair, associate/assistant chair, associate/assistant program director); or

Non-ranked faculty who teach more than one course including those with titles of Associate-In, Assistant-In, and Research Associate/Scholar Scientist, and College of Medicine Faculty Administrator.

Source: Office of Institutional Research; CDS Instructional Faculty

Tenured Faculty by Age, 2024-25



Tenured Faculty	25-30	31-35	36-40	41-45	46-50	51-55	56-60	61-65	66-70	71-75	76+	Total
Arts and Sciences	0	3	21	44	67	57	47	44	38	12	20	353
Business	0	1	5	11	10	7	12	3	4	5	2	60
Communication & Information	0	1	4	6	7	7	7	2	6	3	0	43
Criminology & Criminal Justice	0	1	5	3	1	3	1	0	0	0	1	15
Education, Health, & Human Sci. (Anne's College)	0	1	9	13	15	9	8	6	4	4	0	69
Engineering	0	0	5	8	7	8	8	5	7	2	0	50
Entrepreneurship (Moran)	0	1	2	2	0	0	0	1	0	1	0	7
Fine Arts	0	0	1	8	13	11	10	3	4	3	2	55
Hospitality (Dedman)	0	0	1	2	0	1	0	2	1	0	0	7
Law	0	0	2	3	5	3	2	4	2	2	1	24
Medicine	0	0	2	3	8	6	9	5	6	2	0	41
Motion Picture Arts	0	0	0	0	1	1	1	0	0	0	0	3
Music	0	0	2	6	8	15	10	11	6	2	1	61
Nursing	0	0	1	2	4	4	1	1	2	0	1	16
Social Sciences & Public Policy	0	0	14	12	14	11	10	4	1	3	1	70
Social Work	0	0	0	3	4	1	1	1	1	2	1	14
Other Departments and Offices*	0	0	1	2	5	4	2	9	3	2	2	30
Total	0	8	75	128	169	148	129	101	85	43	32	918
Tenure Earning Faculty	25-30	31-35	36-40	41-45	46-50	51-55	56-60	61-65	66-70	71-75	76+	Total
Arts and Sciences	7	43	26	26	3	4	0	0	0	0	0	109
Business	1	4	6	3	0	0	0	0	0	0	0	14
Communication & Information	2	1	5	2	3	2	0	0	0	0	0	15
Criminology & Criminal Justice	2	3	2	0	0	1	0	0	0	0	0	8
Education, Health, & Human Sci. (Anne's College)	1	16	4	9	2	1	0	0	0	0	0	33
Engineering	3	5	13	2	1	0	0	0	0	1	0	25
Entrepreneurship (Moran)	0	0	0	0	1	0	0	0	0	0	0	1
Fine Arts	1	3	4	14	4	5	2	2	0	0	0	35
Hospitality (Dedman)	0	1	1	1	0	0	0	0	0	0	0	3
Law	0	1	2	2	0	0	0	0	0	0	0	5
Medicine	0	1	5	1	1	2	0	2	0	0	0	12
Motion Picture Arts	0	0	0	0	0	0	0	0	0	0	0	0
Music	1	7	4	6	2	4	0	0	0	0	1	25
Nursing	1	1	4	1	3	0	0	0	1	0	1	12
Social Sciences & Public Policy	3	13	10	7	0	0	0	0	0	0	0	33
Social Work	0	2	3	0	0	0	0	0	0	0	0	5
Other Departments and Offices*	0	1	1	1	2	0	0	0	0	0	0	5
Total	22	102	90	75	22	19	2	4	1	1	2	340

*Other departments and offices include: Office of Distance Learning, The Graduate School, ISPA, LSI, National High Magnetic Field Lab., Office of the President, Office of the Provost, Office of Research, PC Campus, Center for Civic Education & Service, and Undergraduate Studies.

Source: Office of Institutional Research (Employee File)

Faculty Senate

The nature of faculty involvement in the governance system of Florida State University is set forth in the Constitution of the University, which designates the Faculty Senate as the basic legislative body of the institution. This structure has been in place since May 1931, when an amendment to the institution's constitution establishing the Senate was adopted by the general faculty and approved by the Florida Board of Control. A number of major amendments have been made since that time relating to elections, committees, and other matters. Prior to 1974, the President of the University was the presiding officer of the Senate, but an amendment that year changed the procedure to stipulate that the Senate elect annually its own President from the elected Senators comprising the body.

The Faculty Senate is composed of at least one elected representative from each college and school and one representative each from the Librarians and the Developmental Research School. Except for the two latter representatives, only full-time instructors, assistant professors, associate professors, and professors are eligible for representation in and election to the Senate. Senators serve two-year terms which begin at the April meeting of the Senate, at which time the President of the Senate is elected. The Steering Committee is composed of seven members elected by the voting members of the Senate to staggered two-year terms; the President of the Senate serves as chair of the committee.

The Faculty Senate formulates measures for maintaining a comprehensive educational policy and for maximum use of the University's intellectual resources. It determines and defines University-wide policies on academic matters, including Liberal Studies policy, admission, grading standards, and requirements for the awarding of degrees. The Senate may also formulate opinions on any subject of interest to the University and adopt resolutions thereon.

Presidents of the Faculty Senate

Wayne C. Minnick	1973-74	Marilyn Young	1994-96
Fred L. Standley	1974-75	Marie Cowart	1996-98
Wayne C. Minnick	1975-76	Robley Light	1998-00
James E. Pitts	1976-77	Karen Laughlin	2000-02
Gregory R. Choppin	1977-78	Valliere Richard Auzenne	2002-05
James E. Pitts	1978-79	James Cobbe	2005-07
Clifford K. Madsen	1979-80	Jayne Standley	2007-09
Fred L. Standley	1980-81	Eric C. Walker	2009-11
Katherine B. Hoffman	1981-82	Sandra Lewis	2011-13
H. Frederick Kreimer	1982-83	Gary Tyson	2013-15
Steve Edwards	1983-85	Susan Fiorito	2015-17
H. Frederick Kriemer*	1984-85	Todd Adams	2017-19
Merrill B. Hintikka	1985-87	Kristine Harper	2019-20
James E. Pitts**	1987-88	Eric Chicken***	2020-23
Leo Sandon	1988-90	Bridgett Birmingham	2023-25
Alan Mabe	1990-92	Roxanne Hughes	2025-
Fred Leysieffer	1992-94		

* Elected Senate President for the remainder of Dr. Edwards' term when Edwards became the Dean of the Faculties.

** After the death of Dr. Hintikka on January 1, 1987, Dr. Pitts was authorized to fulfill functions of the President for the remainder of the term. Dr. Pitts was elected President for the 1987-88 term.

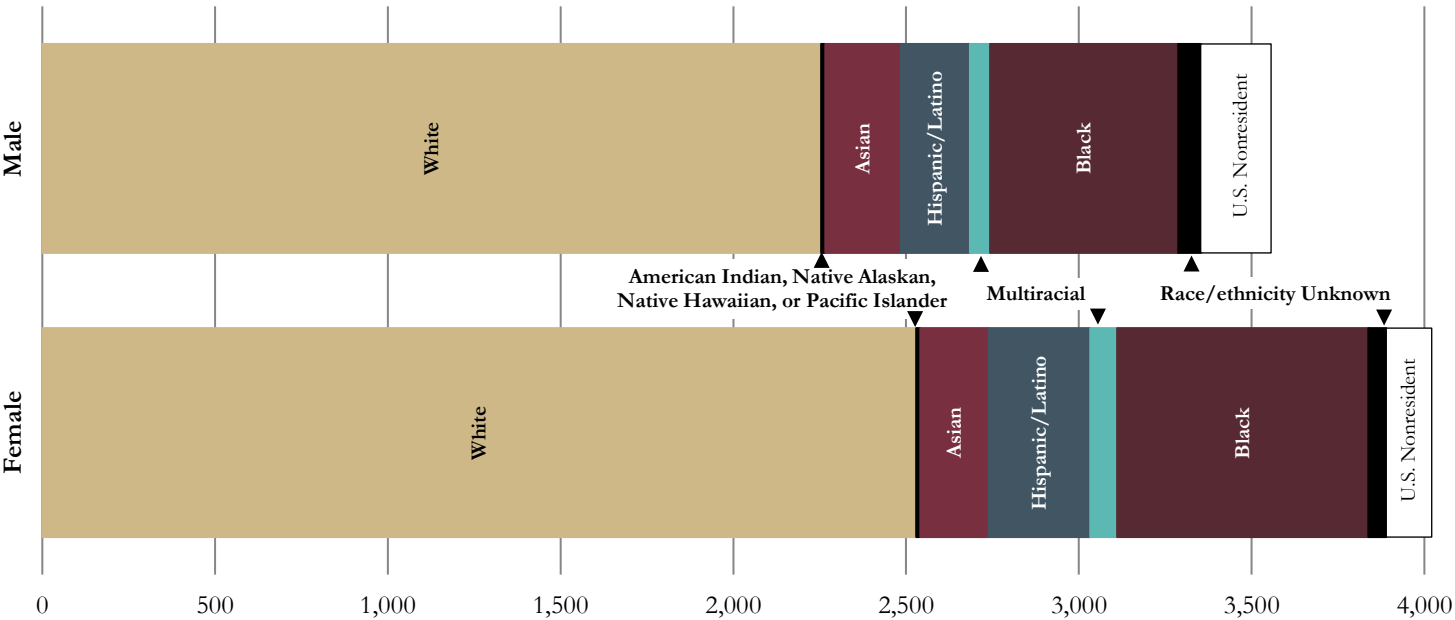
*** After Dr. Harper's departure from FSU on January 1, 2020, Dr. Chicken fulfilled the functions of the President for the remainder of the term.

2024-2025 Steering Committee

Bridgett Birmingham (President)	University Libraries
Roxanne Hughes (Vice-Chair)	Science Education
Todd Adams	Physics
Eric Chicken	Statistics
Tarez Graban	English
Jennifer Proffitt	Communication
Nancy Rogers	Music Theory & Composition
Erin Ryan	Law

Online Resource: The Faculty Senate's website can be accessed online at: facsenate.fsu.edu

Full-Time Employees by Occupational Category, Ethnicity & Gender, Fall 2024



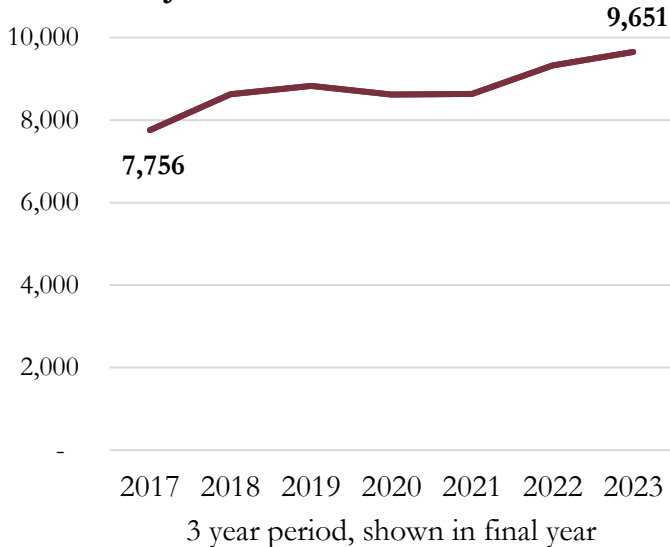
Occupational Category	Asian	Black	Hispanic/ Latino	American Indian	Native Hawaiian/ Pacific	White	U.S. Non- resident	Multi- Racial	Unknown	Total
Total Full-Time Employees	417	1,272	494	20	4	4,783	334	136	117	7,577
Female	198	727	294	9	3	2,529	131	78	52	4,021
Male	219	545	200	11	1	2,254	203	58	65	3,556
Faculty – Instructional, Research, Public Svc.	280	115	134	1	1	1,346	268	37	40	2,222
Female	106	71	74	0	0	604	93	21	12	981
Male	174	44	60	1	1	742	175	16	28	1,241
Librarians, Curators, Academic Support	32	141	77	3	2	685	9	19	12	980
Female	25	99	56	2	2	471	8	11	9	683
Male	7	42	21	1	0	214	1	8	3	297
Management	6	29	14	0	1	242	0	7	6	305
Female	3	17	8	0	1	126	0	4	1	160
Male	3	12	6	0	0	116	0	3	5	145
Business & Financial Operations	29	225	94	7	0	876	15	22	21	1,289
Female	25	172	65	4	0	624	12	16	13	931
Male	4	53	29	3	0	252	3	6	8	358
Computer, Engineering, & Science	44	79	51	2	0	588	25	17	21	827
Female	22	32	15	0	0	145	8	5	9	236
Male	22	47	36	2	0	443	17	12	12	591
Community Service, Legal Arts, & Media	12	94	46	1	0	403	5	18	5	584
Female	9	53	29	1	0	222	4	12	3	333
Male	3	41	17	0	0	181	1	6	2	251
Healthcare Practitioners & Technical	5	30	6	1	0	106	1	3	2	154
Female	4	25	5	0	0	84	0	2	2	122
Male	1	5	1	1	0	22	1	1	0	32
Service	2	392	33	1	0	153	5	4	4	594
Female	0	178	19	1	0	33	3	3	2	239
Male	2	214	14	0	0	120	2	1	2	355
Office and Administrative Support	6	107	28	1	0	249	3	6	2	402
Female	4	78	22	1	0	216	2	4	1	328
Male	2	29	6	0	0	33	1	2	1	74
Natural Resources, Construction, & Maint.	1	59	11	3	0	131	3	3	4	215
Female	0	2	1	0	0	3	1	0	0	7
Male	1	57	10	3	0	128	2	3	4	208
Production, Transportation & Moving	0	1	0	0	0	4	0	0	0	5
Female	0	0	0	0	0	1	0	0	0	1
Male	0	1	0	0	0	3	0	0	0	4

Source: IPEDS, 2024-25 Human Resources Survey

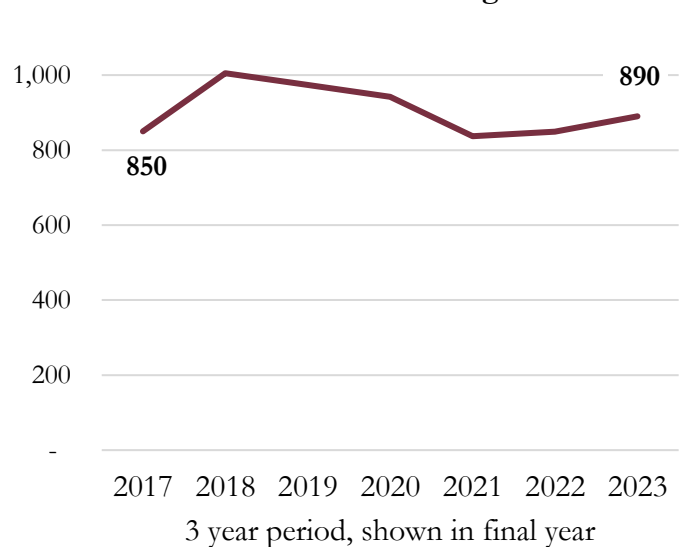
Faculty Research Productivity

Each year Florida State University submits a roster of faculty involved in research to Academic Analytics to process the statistics contained in this report. Academic Analytics compiles data on scholar research productivity at the individual and academic unit levels. The statistics follow the faculty member; actual numbers may vary based on faculty university transitions.

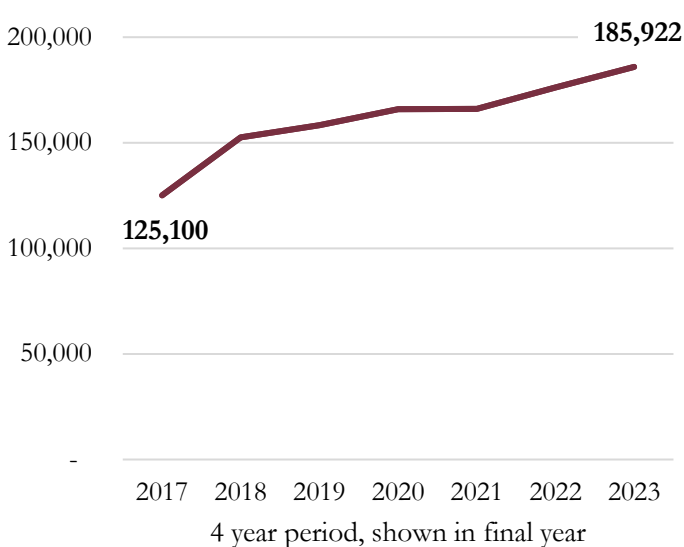
Journal Articles Published



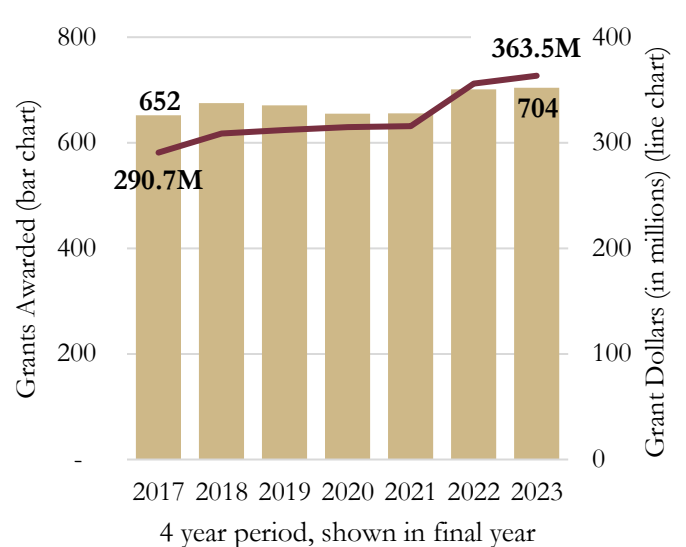
Conference Proceedings



Citations



Grants and Grant Dollars Awarded



Metric	Years*	2017	2018	2019	2020	2021	2022	2023
Awards Count	Varies	874	963	1,046	1,050	1,092	1,147	1,234
Books	9	776	755	728	629	596	581	578
Citations	4	125,100	152,638	158,343	165,920	165,984	176,184	185,922
Conference Proceedings	3	850	1,005	974	942	837	849	890
Faculty Count	1	1,062	1,148	1,162	1,093	1,101	1,130	1,188
Grant Dollars (in millions)+	4	290.7	308.7	312.1	314.8	315.6	356.0	363.5
Grants Count+	4	652	675	671	655	656	701	704
Journal Articles	3	7,756	8,625	8,827	8,620	8,638	9,326	9,651
Patents	9	336	362	393	393	395	404	395

*Years represents time-period in years of metric. Time-period ends in year listed in the column header.

+Includes only federal grants.


Source: Academic Analytics Files

Awards

Pamela Keel, esteemed psychologist, named 2025-2026 FSU Robert O. Lawton Distinguished Professor



Robert Tomko Jr., Associate Professor of Biomedical Sciences, earns 2025 Distinguished Teacher Award



Photos: FSU Photography Services

Eminent Scholar Chairs

Eminent Scholar Chairs provide excellence in teaching and research in a designated scholarly field. These Chairs are established through contributions from the private sector and matching funds from the State of Florida. The following list is as current as possible at the time of publication.

<u>Eminent Scholar Chair</u>	<u>Department</u>	<u>Person Filling Chair</u>
Ada-Belle Winthrop-King in French	Modern Languages	Martin Munro
Bank of America in Finance (formerly Barnett Bank)	Finance	James Ang
Ben Weider in Napoleonic and French Revolutionary Studies	History	Rafe Blaufarb
Burt Reynolds in Regional and Professional Theatre	Theatre	Vacant
Charlotte Edwards Maguire, M.D. Endowed Chair in Geriatrics	Medicine	Ken Brummel-Smith
Curtis Mayes Orpheus Chair in Musicology	Music	Denise Von Glahn
DeVoe L. Moore & Family for the Study of Critical Issues in Economic Policy and Government	Economics/Social Sciences	Keith Ihlanfeldt
Don Fuqua in Engineering and Science	Mechanical Engineering	Farrukh Alvi
Edward Ball in International Law	Law	Frederick Abbott
Eminent Scholar Chair in Family & Child Sciences	Family & Child Sciences/Human Sciences	Francis D. Fincham
Fannie Wilson Smith in Banking	Finance	David Humphrey
Francis Eppes Eminent Scholar	Psychology	Roy Baumeister
Frank & Yolonde Fowler in Biological Sciences	Biological Sciences	Peter Frasure
FSCW / Conradi Memorial Eminent Scholar	Psychology	Karl Anders Ericsson
George R. Langford Family in Arts and Sciences	Classics	Vacant
Gus A. Stavros in Economic Education	Economics/Education	Vacant
Harold & Barbara Chastain in Real Estate	Risk Mgmt/Insur., Real Estate & Bus. Law	Visiting – G. Stacy Sirmans
Haywood & Betty Taylor in Business Administration	Management	Pamela L. Perrewe
Jerry Collins in Public Administration	Public Administration & Policy	Vacant
Jim and Betty Ann Rodgers in Medicine	Biomedical Sciences/Medicine	Pradeep Bhidé
Jim Moran Eminent Scholar of Business	Management	Bruce Lamont
John & Hallie Quinn for Renewal of American Heritage and American Free Enterprise	Social Sciences/Economics	R. Mark Isaac
John R. Kerr in Marketing	Marketing	Joe Cronin
LeRoy Collins in Civic Education and Political Science	Political Science	Lonna Atkeson
Lucille P. and Elbert B. Shelfer in Music	Music	Multiple (17)
Marcus Bailey and Betty Graves Shelfer in Music Theatre	Music/Music Theatre	Rotating
Maximillian E. and Marion O. Hoffman in Theatre	Theatre	Vacant
Patty Hill Smith in Finance	Finance	Yingmei Cheng
Payne H. and Charlotte Hodges Midyette in Insurance	Risk Mgmt/Insur., Real Estate & Bus. Law	Patricia Born
Pearl S. Tyner Distinguished Professor	Dance	Vacant
Reubin O'D. Askew in Florida Government and Politics	Public Administration & Policy	Frances Berry
Richard W. Ervin in Law	Law	Amit Agarwal
Rod and Hope Brim in Economics	Economics	David A. Macpherson
Ronald and Carolyn Hobbs in Statistics	Statistics	Deb Sinha
Sir M. James Lighthill in Mathematics & Computational Science	Mathematics	Mohammed Hussaini
Sprint Eminent Scholar Chair	Industrial & Manu. Eng., Materials Sci. Eng.	Zhiyong Liang
Syde P. Deeb in Political Science	Political Science	William D. Berry
Tobias Simon Chair in Public Law	Law	Fernando Teson
University Eminent Scholar Chair in Engineering	Engineering	Lou Cattafesta
William H. & Lucyle T. Werkmeister in Philosophy	Philosophy	Alfred Mele
William H. & Lucyle T. Werkmeister in Philosophy	Philosophy	Michael Ruse
William R. & Lenore Mote in Fisheries Ecology & Enhancement	Biological Science	Lee Fuiman
William R. & Lenore Mote in Marine Biology	Biological Science	Vacant
Unnamed Chair	Health, Nutrition, and Food Sciences	John Florian
Wiley and Lucilla Housewright in Music	Music	Rotating
Bernard F. Sliger in Engineering	Engineering	Vacant
Joy S. Jinks in Community & Organizational Change	Urban and Regional Planning	Vacant
Mildred and Claude Pepper in Social Gerontology	Sociology/Aging	Vacant
Mina Jo Powell in Neuromuscular & Neurological Sciences	Medicine	Frank Kozel
SunTrust in Trust and Investment Management	Finance	Vacant
University Eminent Scholar Chair	NHMFL	Vacant
Vincent V. & Agatha Thursby	Visual Arts & Dance	Vacant

Krafft, Daisy Parker Flory and McKenzie Professors

Krafft Professors (Formerly Eppes Professors)

In 2020, the Eppes professorship was renamed to honor the late Marie Krafft, who served as a professor of chemistry at FSU for three decades. Krafft joined the FSU faculty in 1984 and gained widespread recognition for her contributions to organometallic chemistry and synthetic organic chemistry. She mentored numerous graduate students and postdoctoral researchers. In 2009, she received the University Undergraduate Teaching Award in recognition of excellence in teaching. Krafft professors are often deemed "Super Professors" because of the high quality of their character, vision, and intellect.

<u>Krafft Professor</u>	<u>Department</u>	<u>Designation Year</u>
Charles McClure	Information Studies	1999
Ellen Zwilich*	Music	1999
Robert Butler Jr.*	English	2000
Suzanne Farrell*	Dance	2000
Gerald Ferris	Psychology/Management	2000
Leonard LaPointe	Communication Disorders	2000
Roy Baumeister	Psychology	2002
Max Gunzburger	Scientific Computing	2002
Phillip Froelich	Oceanography	2003
Harold Kroto	Chemistry	2004
Barbara Foorman	Education	2006
David Larbalestier*	Superconducting Materials	2006
Laura Green*	Physics/NHMFL	2015
Anne Coldiron	English	2019
Gary Taylor*	English	2020

*Denotes currently on staff Krafft professors

Daisy Parker Flory Alumni Professors

The award was established in 1985 to honor Dr. Daisy Parker Flory, Professor of Political Science, who was Dean of the Faculties from 1973 until her retirement in 1984. The award is given to recognize and honor faculty who have contributed to the University through their exemplary and sustained service to students, faculty, discipline/profession, and community.

<u>Daisy Parker Flory Alumni Professors</u>	<u>Department</u>	<u>Designation Year</u>
Clifford K. Madsen	Music	1985-86
Fred Standley	English	1985-86
Patricia Y. Martin	Sociology	1989-90

McKenzie Professors

These awards, funded by Sarah P. and W. Guy McKenzie, Sr. (formally funded by the FSU Foundation), honor full-time, tenured professors who exemplify high standards of performance in teaching, research and service.

<u>McKenzie Professors</u>	<u>Department</u>	<u>Designation Year</u>
Janet G. Burroway	English	1987
Thomas R. Dye	Government; Policy Sciences	1987
Jaako Hintikka	Philosophy	1987
Louis N. Howard	Mathematics	1987
William O. Winstead	Music	1987
Karen J. Berkley	Psychology	1989
David K. Kirby	English	1989
Christopher Hunter	Mathematics	1991
Frankie Wong	Nursing	2020
Lisa Hightow-Weidman	Nursing	2022
Hui "Helen" Li	Engineering	2022
Russell Clayton	Communication	2025

Robert O. Lawton Distinguished Professors

The Robert O. Lawton Distinguished Professor award is the highest honor faculty can bestow on a colleague. This award was first presented in 1957-58 and was known as the Distinguished Professor award until 1981 when it was re-named in honor of the late Vice President for Academic Affairs Robert O. Lawton. At that time past recipients also were designated Lawton Distinguished Professors.

<u>Year</u>	<u>Recipient</u>	<u>Department</u>	<u>Year</u>	<u>Recipient</u>	<u>Department</u>
1957-58	William Hudson Rogers	English	1996-97	Joseph Travis	Biological Science
1958-59	Marian Doris Irish	Government	1997-98	De Witt Sumners	Mathematics
1959-60	Anna Forbes Liddell	Philosophy	1998-99	Myles Hollander	Statistics
1960-61	Ernest Max Grunwald	Chemistry	1999-00	James J. O'Brien	Meteorology & Oceanography
1961-62	Wiley Lee Housewright	Music	2000-01	Christopher Tam	Mathematics
1962-63	Michael Kasha	Chemistry	2001-02	Nancy H. Marcus	Oceanography
1963-64	Dorothy Hoffman	Modern Languages	2002-03	Kirby W. Kemper	Physics
1964-65	Carlisle Floyd, Jr.	Music	2003-04	David Kirby	English
1965-66	Betty Monaghan Watts	Food and Nutrition	2004-05	Not Awarded	
1966-67	Raymond K. Sheline	Chemistry	2005-06	Jayne M. Standley	Music Therapy
1967-68	Gregory R. Choppin	Chemistry	2006-07	Alan G. Marshall	Chemistry & Biochemistry
1968-69	Eugene D. Nichols	Mathematics Ed.	2007-08	Walter Tschinkel	Biological Science
1969-70	Earl Frieden	Chemistry	2008-09	Stanley Gontarski	English
1970-71	Ralph Allan Bradley	Statistics	2009-10	Richard K. Wagner	Psychology
1971-72	Lloyd Mumbauer Beidler	Biological Science	2010-11	Thomas E. Joiner	Psychology
1972-73	Kellogg Wesley Hunt	English	2011-12	Jawole Willa Jo Zollar	Dance
1973-74	I. Richard Savage	Statistics	2012-13	Naresh S. Dalal	Chemistry & Biochemistry
1974-75	Daniel Ralph Kenshalo	Psychology	2013-14	Shridhar K. Sathe	Nutrition, Food & Exercise Science
1975-76	Richard Gordon Fallon	Theatre	2014-15	Mark A. Riley	Physics
1976-77	Elena Nikolaidi	Music	2015-16	Max D. Gunzburger	Scientific Computing
1977-78	Richard L. Rubenstein	Religion	2016-17	Joseph B. Schlenoff	Chemistry & Biochemistry
1978-79	Seymour L. Hess	Meteorology	2017-18	Jeffrey Chanton	Earth, Ocean and Atmospheric Sci.
1979-80	George M. Harper	English	2018-19	Pamela L. Perrewé	Management
1980-81	Harry M. Walborsky	Chemistry	2019-20	Timothy Cross	NHMFL, Chemistry & Biochemistry
1981-82	Robert Gilmer	Mathematics	2020-21	Sharon Nicholson	Earth, Ocean and Atmospheric Sci.
1982-83	Robert M. Gagne	Ed Research, Dev, & Foundations	2021-22	Jorge Piekarewicz	Physics
1983-84	J. Herbert Taylor	Biological Science	2021-22	Gary Taylor	English
1984-85	Leo Mandelkern	Chemistry	2022-23	Maxine Montgomery	English
	Frank Proshan	Statistics	2023-24	Lilian Garcia-Roig	Art
1985-86	T.N. Krishnamurti	Meteorology	2024-25	Harrison Prosper	Physics
1986-87	Daniel Simberloff	Biological Science	2025-26	Pamela Keel	Psychology
1987-88	Werner Herz	Chemistry			
1988-89	Clifford K. Madsen	Music			
1989-90	Richard L. Greaves	History			
1990-91	Donald Robson	Physics			
1991-92	Nancy Smith Fichter	Dance			
	E. Imre Friedmann	Biological Science			
1992-93	James C. Smith	Psychology			
1993-94	Jayaram Sethuraman	Statistics			
1994-95	Kurt G. Hofer	Biological Science			
1995-96	Janet G. Burroway	English			

Source: Office of the President

Florida State University Distinguished Teachers

The Distinguished Teacher award is the university's top award for teaching.

<u>Year</u>	<u>Recipient</u>	<u>Department</u>
1990	Ronald J. Clark	Chemistry
	Kurt G. Hofer	Biological Science
	Donald D. Horward	History
	Clifford K. Madsen	Music
	Edward K. Mellon	Chemistry
1991	James P. Jones	History
	William T. Lhamon	English
	Michael Rashotte	Psychology
	William Rogers	History
	Leo Sandon	Religion
1992	Janet G. Burroway	English
1993	David B. Levenson	Religion
1994	James C. Smith	Psychology
1995	Stephen P. Leach	Computer Science
1996	Eric C. Walker	English
1997	Carol A. Darling	Family & Child Sciences
1998	Kenneth A. Goldsby	Chemistry
1999	Dennis Moore	English
2000	Robert Reiser	Educational Research
2001	John Fenstermaker	English / American & Florida Studies
2002	Not Awarded	
2003	Shridhar K. Sathe	Nutrition, Food, & Exercise Science
2004	Karen B. Everage	Mathematics
2005	Charles Ouimet	Medicine
2006	Pamela Carroll	Middle & Secondary Education
2007	David Kirby	English
2008	William Christiansen	Finance
2009	Mark Ziegler	Communication
2010	Pamela K. Coats	Finance
2011	Jill Quadagno	Sociology
2012	Lenore McWey	Family & Child Sciences
2013	Matthew Shaftel	Music
2014	Annette Schwabe	Sociology
2015	Patricia Spears Terebelski	Biological Science
2016	Lisa Scott	Communication Science & Disorders
2017	Arthur A. Raney	Communication
2018	Gregory Erickson	Biological Science
2019	John Parks, IV	Music
2020	Michael Ormsbee	Nutrition, Food, & Exercise Science
2021	Raphael Kampmann	Engineering
2022	Nora Underwood	Biological Science
2023	Russell B. Clayton	Communication
2024	Justin Sevier	Law
2025	Robert Tomko Jr.	Biomedical Sciences

Source: Office of the President

University Teaching Awards

Excellence in Undergraduate Teaching Awards were first awarded in 1962-63 and were then designated as the Coyle E. Moore, Jr. Awards. They were continued as the George Miller Teaching Awards, the Amoco/Standard Oil Foundation Awards, and the President's Teaching Awards. See page 90 for these award recipients. Beginning in 1985-86, they were designated as the University Teaching Awards.

1985-86

Hans P. Braendlin - Modern Languages
William J. Cloonan - Modern Languages
John A. Degen - Theatre
Nancy de Grummond - Classics
Emily T. Haymes - Movement Sc. & Physical Ed.
Janet E. Kodras - Geography
Duane A. Meeter - Statistics
Robert A. Reiser - Educational Research
Michael M. Richey - Theatre
Timothy C. Verdon - Art History
Barbara W. White - Social Work

1986-87

Phillip L. Bowers - Mathematics
Victor Carrabino - Modern Languages
Doris H. Clark - Library & Information Studies
Eugene J. Crook - English
Thomas Dye - Political Science
James H. Gapinski - Economics
Glorida A. Grizzle - Public Administration
Louis Howard - Mathematics
Patricia Johnson - Human Services & Studies
David Levenson - Religion
Robert Neuman - Art History
Fred Standley - English
Jayne M. Standley - Music
Sheila O. Taylor - English

1987-88

David L. Balkwill - Biological Science
James K. Brewer - Educational Research
Amy Brown - Music
Donna Crowley - Communications
Carol Darling - Home & Family Life
John Elam - Biological Science
Nan Goggin - Studio Art
Leon Golden - Classics & Humanities
Richard Greaves - History
Sally Hansen-Gandy - Family & Child Sciences
Wolfgang Heil - Mathematics
Jeanne D. Heitmeyer - Clothing, Txts., & Merch.
Donald Horward - History
Maxine Jones - History
Patricia Martin - Sociology
William Oldson - History
Paul Piccard - Political Science
David Quadagno - Mvmt. Sc. & Physical Ed.
Thomas Schaefer - Accounting
Eric Walker - English
James Wyatt - Modern Languages

1988-89

Howard D. Baker - Psychology
Franklin B. Brown - Chemistry
Charles W. Ehrhart - Law
Kenneth A. Goldsby - Chemistry
Christopher Hunter - Mathematics
William R. Jones - Religion & Black Studies
George E. Judy - Theatre
Stephen P. Leach - Computer Science
William F. Marzluff - Chem. & Molecular Biophy.
Jerome H. Stern - English
James D. White - Criminology

1989-90

Michael Armer - Sociology
Stephen P. Baginski - Accounting
Karen Berkeley - Psychology
Wm. A. Christiansen - Finance
Paul R. Elliot - Biological Science
Bruce T. Grindal - Anthropology
Anita S. Hollander - Accounting
James Orcutt - Sociology
Glenn Parker - Political Science
Bruce Rengers - Nutr., Food, & Movement Sc.
Joe M. Richardson - History
Mary Shannahan - Nursing
Theodore P. Williams - Biological Science

1990-91

Thomas G. Blomberg - Criminology
Stephen E. Celec - Finance
Richard L. Hagen - Psychology
James J. Hoffman - Management
Sam W. Huckaba - Mathematics
Kathleen A. Kemp - Political Science
Dianne F. Montgomery - Social Work
Donna M. Nudd - Communication
Manuel L. Ponce - Interior Design
Terrence W. Tilley - Religion
Denise A. Tucker - Nursing
Kathryn Weathersby - History

1991-92

Jon S. Bailey - Psychology
Bruce T. Bochrer - English
John L. Bryant - Mathematics
Karen M. Burgess - Mathematics
Anne M. Bush - Art
Thomas D. Clark - Information Mgmt. Sciences
Larry C. Dennis - Physics
Phillip E. Downs - Marketing
Stephen C. Foster - Chemistry
Lorie A. Fridell - Criminology & Crim. Justice
S. E. Gontarski - English
Nancy R. Green - Nutr., Food, & Movement Sc.
Hunt Hawkins - English
Jack E. Hokanson - Psychology
David W. Kirby - English
Frank Kowalsky - Music
Judith L. Irvin - Educational Leadership
Larry W. Isaac - Sociology
Edward A. Love - Art
Betty Jo McCarty - Childhood Education
Urban B. Ozanne - Marketing
Pamela L. Perrew - Management
Jill B. Quadagno - Sociology
Joseph A. Travis - Biological Science
Barton J. Wechsler - Public Administration
Paul L. Wilkens - Management

1992-93

Gary A. Benesh - Finance
Wendy Bishop - English
Daniel R. Boroto - Psychology
Bonnie L. Braendlin - English
E. Wayne Hill - Family, Child & Consumer Sc.
Bruce Holzman - Music
Susan I. Hruska - Computer Science
Elizabeth Jakubowski - Curriculum & Instruction
John R. Kerr - Marketing
Emma H. Kittles - Clothing, Textiles & Merch.
John P. Lunstrum - Childhood Education
Dennis D. Moore - English
Philip D. Morgan - History
Jerome S. Osteryoung - Finance
Norma C. Presmeg - Curriculum & Instruction
Anne E. Rowe - English
Diana Scott - Childhood Education
Emmanuel I. Shargel - Educational Foundations
Lee P. Stepina - Management
Jeffrey Tatum - Classics
Andre Thomas - Music
Walter R. Tschinkel - Biological Science
Bruce W. Tuckman - Educational Research
Lori J. Walters - Modern Languages
Charles H. Wolfgang - Childhood Education

1993-94

Brenda L. Cappuccio - Modern Languages
Karen Cunningham - English
Robert E. Deyle - Urban & Regional Planning
Roberto G. Fernandez - Modern Languages
Susan S. Fiorito - Clothing, Txts. & Merch.
Kate W. Gelabert - Theatre
Frances C. James - Biological Science
Neil T. Jumonville - History
K. Michele Kacmar - Management
John E. Kelsay - Religion
William E. Leparulo - Modern Languages
Rochelle A. Marrinan - Anthropology
Charles C. Ouimet - Psychology
William H. Outlaw, Jr. - Biological Science
Barbara C. Palmer - Ed. Theory & Practice
David F. Powell - Law
Thomas M. Roberts - Biological Science
Bawa S. Singh - History
Dale L. Smith - Political Science
Antoine E. Spacagna - Modern Languages
Grayson H. Wheatley - Curriculum & Instruction

University Teaching Awards

1994-95

Paolo B. Aluffi - Mathematics
William J. Cloonan - Modern Languages
Valerie J. Conner - History
Lynda J. Davis - Dance
John A. Degen - Theatre
Steven Gey - Law
Virginia P. Green - Ed. Theory & Practice
William R. Jones - Black Studies
Wallace A. Kennedy - Psychology
Stephen Leach - Computer Science
Darrell E. Levi - History
Jean M. Lickson - Theatre
James B. Meyer - Psychology
Maxine Montgomery - English
Mary Ann Moore - Textiles & Consumer Sci.
Donald A. Nast - Finance
John D. Neill, III - Accounting
William O. Oldson - History
John A. Payne - Communications
David M. Quadagno - Biological Science
Paul W. Strait - History
David Van Winkle - Physics
Eric C. Walker - English
C. Walters-Chapman - Family & Child Sci.
Edward Wynot, Jr. - History

1997-98

Doris Abood - Nutr., Food & Movement Sci.
Jon S. Bailey - Psychology
Michael B. Bakan - Music
Marilyn Barger - Civil Engineering
Tessa Bartholomeusz - Religion
Thomas Blomberg - Criminology
Simon C. Capstick - Physics
Roy E. Delp - Music
Kenneth A. Dodaro - Mathematics
Piotr G. Fajer - Biological Science
Lorie A. Fridell - Criminology
Thomas J. Harrison - Electrical Engineering
Janet E. Kodras - Geography
Victoria MacDonald - Edu. Foundations
& Policy Studies
Ian W. McKeague - Statistics
Sally E. McRorie - Art Education
Stefan C. Norrbin - Economics
Osteryoung - Finance
Daniel J. Pullen - Classics
Robert H. Reeves - Biological Science
Jane L. Reimers - Accounting
V. Sambamurthy - Information & Mgmt. Sci.
W. Jeffrey Tatum - Classics

2000-01

Ljubisa Adamovich - Economics
Paolo Aluffi - Mathematics
Thomas L. Anderson - Art Education
R. Bruce Bickley, Jr. - English
William Cloonan - Modern Languages
Pamela K. Coats - Finance
Paul D. Cottle - Physics
Donna J. Crowley - Comm. Disorders
Jean Dangler - Modern Languages
John A. Degen - Theatre
Jorge Delva - Social Work
Martin K. Foys - English
Elizabeth Goldsmith - Text. & Consumer Sci.
Ronald E. Goldsmith - Marketing
Ladislav Kubik - Music
Patricia Y. Martin - Sociology
Thomas S. McCaleb - Economics
James McLaughlin - Textiles & Consumer Sci.
Patrick Meighan - Music

1995-96

H. Glenn Boggs, II - Risk Management
Judy K. Bowers - Music
Robert N. Braswell - Industrial Engineering
Pamela S. Carroll - Curriculum & Instruction
Carol A. Darling - Family & Child Sciences
Walter Dick - Educational Research
Dean H. Gatzlaff - Risk Management
Joey F. George - Information & Mgmt Sci.
Larry Gerber - Music
Elizabeth Goldsmith - Textiles & Consumer Sci.
Jean Graham-Jones - Modern Languages
Cathy W. Levenson - Nutrition, Food & Movement Science
Christopher Lonigan - Psychology
K. Myers-Pietralunga - Interior Design
Joe L. Mott - Mathematics
Sheila Ortiz-Taylor - English
Valentina Pichugin - Modern Languages
Joe M. Richardson - History
Alvin Stauber - Risk Management
De Witt L. Sumners - Mathematics
Robert G. Turner - Finance
Frank A. Vickory - Risk Management
George E. Weaver - Psychology
Thomas M. Welsh - Dance

1998-99

Winnifred Adolph - Modern Languages
Jon Ahlquist - Meteorology
Michael Blaber - Chemistry
James Brey - Communication
Karen Clarke - Music
Betty Dessants - History
Kevin Eastman - Risk Mgmt. & Insurance
Nina Efimov - Modern Languages
John Fenstermaker - English
Raymond Fleming - Modern Languages
Jonathan Grant - History
Chanta Haywood - English
Gary Heald - Communication
Larry Isaac - Sociology
Brenda Jarmon - Social Work
Frank Johnson - Psychology
Joseph McElrath - English
Timothy Moerland - Biological Science
Hans-Friedrich Mueller - Classics
William Outlaw, Jr. - Biological Science
Suzanne Parker - Political Science
Richard Portman - M.P., TV & Rec. Arts
Mark Riley - Physics
Douglas Zahn - Statistics

2000-01 (cont.)

Richard J. Morris - Communication Disorders
Jorge Pickarewicz - Physics
John R. Reynolds - Sociology
Don E. Schlagenhauf - Economics
Edward D. Wynot, Jr. - History
Mark T. Ziegler - Communication

1996-97

Allen W. Bathke, Jr. - Accounting
Annette Blackwelder - Mathematics
Karen M. Burgess - Mathematics
John L. Bryant - Mathematics
James E. Croft - Music
Nancy de Grummond - Classics
Isaac W. Eberstein - Sociology
Kathleen M. Erndl - Religion
Stanley E. Gontarski - English
Richard L. Hagen - Psychology
Jeanne Heitmeyer - Textiles & Consumer Sci.
James J. Hoffman - Management
Allen W. Imershein - Sociology
David Kirby - English
Richard N. Mariscal - Biological Science
Bruce Menchetti - Special Education
Gregory A. Riccardi - Computer Science
Shridhar Sathe - Nutr., Food & Movement Sci.
S. Douglass Seaton - Music
William Snyder - Educational Leadership
Barry Solomon - Communication
Richard K. Wagner - Psychology
Virginia G. Walker - Comm. Disorders
David S. Warmath - Neuroscience

1999-00

Margaret Baldwin - Law
Carol Batker - English
Wendy Bishop - English
George Blakely - Studio Art
Shannon Burkes - Religion
William Christiansen - Finance
Allan Clarke - Oceanography
Billy Close - Criminology
Barry Diskin - Risk Mgmt. & Insur.
John Drew - Music
Donald Hodges - Philosophy
John McMichael - Mathematics
David Macpherson - Economics
Robert Marshall - Risk Mgmt. & Insurance
Ann Mullis - Family & Child Sciences
Jay Rayburn - Communication
Sue Reid - Public Admin. & Policy
Samuel Rickless - Philosophy
Adam Sarty - Physics
Martin Schwartz - Chemistry
James Sickinger - Classics
Kaisheng Song - Statistics
James Wooland - Mathematics

2001-02

H. Glenn Boggs - Risk Mgmt/Insurance
Robert N. Braswell - Industrial Engineering
Carolyn Bridger - Music
Joyce Carbonell - Women's Studies/Psych.
Scottye Cash - Social Work
Thomas Cornille - Family & Child Sciences
Jodee Dorsey - Nutrition, Food & Exer. Sci.
Donna Fletcher - Rec. & Leisure Services
Sam Huckaba - Mathematics
David F. Johnson - English
James P. Jones - History
Aaron Feng Lan - Modern Languages
Barry Faulk - English
Mark Messersmith - Art
James Orcutt - Sociology
Kislaya Prasad - Economics
Pamela Ryan - Music
David Whalley - Computer Science
James L. Wyatt - Modern Languages

University Teaching Awards

2002-03

Barbara Allison - Family & Child Sciences
 Albert Barcilon - Meteorology
 George Bates - Biological Sciences
 Allen Bathke - Accounting
 Robert Clark - Elementary Education
 Patrick Dunnigan - Music
 Lloyd Epstein - Biological Sciences
 Laurel Fulkerson - Classics
 Elizabeth Jakubowski - Middle & Sec. Ed.
 Maxine Jones - History
 Danuta Leszczynska - Civil Engineering
 Jean Lickson - Theatre
 Timothy Logan - Chemistry
 Bryan Loney - Psychology
 Michael Meredith - Biological Sciences
 Maxine Montgomery - English
 Joseph Owens - Physics
 Pushkala Raman - Marketing
 Cristina Rios - Elementary Education
 Jayne Standley - Music
 Oliver Steinbock - Chem. & Biochemistry
 Frank Vickory - Risk Mgmt/Ins & R.E.
 Denise Von Glahn - Music
 Peng Xiong - Physics

2005-06

Leslie Aspinwall - Middle & Secondary Ed.
 Jose Blanco - Textiles & Consumer Sci.
 Michael Brady - Marketing
 William Christiansen - Finance
 Lance deHaven-Smith - Public Admin.
 Lise Diez-Arguelles - Management
 Kathleen Erndl - Religion
 Deborah Floyd - Childhood Ed., Reading
 & Disability Services
 Kenneth Goldsby - Chemistry
 Deborah Hasson - Middle & Secondary Ed.
 Sally Karioth - Nursing
 Jon Maner - Psychology
 Alfred Mele - Philosophy
 Anthony Morgan - Dance
 Ricardo Navarro - Interior Design
 John Parks - Music
 David Quadagno - Biological Sciences
 Arthur Raney - Communication
 S. Slaveva-Griffin - Classics
 Nora Underwood - Biological Sciences
 Lisa Wakamiya - Modern Languages
 James Whyte - Nursing
 Thomas Wright - Music

2008-09

Natalya Baldyga - Theatre
 Allen Bathke - Accounting
 Randy Blass - Management
 Terence Coonan - Center-Human Rights
 Angela Davis - Teacher Education
 Jonathan Grant - History
 James Jones - History
 Kelley Kline - Psychology, PC Campus
 Amy Koehlinger - Religion
 Marie Krafft - Chemistry & Biochemistry
 Victoria Meyer - MP, TV & Recording Arts
 Tom Miller - Biological Sciences
 Lynn Panton - Nutrition, Food & Exer. Sci.
 Mark Pietralunga - Modern Languages
 John Reynolds - Sociology
 Cristina Rios - Teacher Ed., PC Campus
 David Rowell - Theatre
 Eugene Ryerson - Medicine

2003-04

Reb Braddock - M.P., TV & Rec. Arts
 Leigh Edwards - English
 David Gaitros - Computer Science
 Nancy Greenbaum - Chemistry
 Larry Isaac - Sociology
 Victoria-Maria MacDonald -
 Ed. Leadership & Policy Studies
 Richard Morton - Accounting
 Michael Peters - Chemical Engineering
 Gary Smith - Finance
 Mark Winegardner - English

2006-07

Doris Abood - Nutrition, Food & Exer. Sci.
 Igor Alabugin - Chemistry & Biochem.
 Jon Bailey - Psychology
 Billy Barbour - Panama City Campus
 Frederick Davis - History
 James Doran - Finance
 Henry Fuelberg - Meteorology
 Michele Garber - Nutr., Food & Exer. Sci.
 Elizabeth Goldsmith - Textiles/Cons. Sci.
 Bruce Grindal - Anthropology
 Evan Jones - Music
 Edward Klatt - Medicine
 Lenore McWey - Family & Child Sciences
 Donna Nudd - Communication
 Jorge Piekarewicz - Physics
 Susan Porterfield - Nursing
 Mark Riley - Physics
 Pamela Robbins - History
 Deana Rohlinger - Sociology
 Lisa Scott - Communication Disorders
 Jon Stallins - Geography
 Julie Stierwalt - Communication Disorders
 Thomas Welsh - Dance
 Susan Wood - Middle & Secondary Ed.
 Mark Zeigler - Communication

2008-09 (cont.)

Shridhar Sathe - Nutr., Food & Exer. Sci.
 Annette Schwabe - Sociology
 Patricia Spears - Biological Science
 Kathryn Tillman - Sociology
 Molly Wasko - Mgmt. Information Systems
 Kaifeng Yang - Public Administration

2009-10

Michael Bakan - Music
 Bruce Billings - Accounting
 G. Curtis Bridgeman - Law
 Joyce Carbonell - Psychology
 Amy Chan Hilton - Civil Engineering
 Katharine Davis - Teacher Education, PC
 Gregory Dudley - Chemistry & Biochem.
 Leigh Edwards - English
 Susan Fiorito - Textiles & Consumer Sci.
 Kathy Froelich - Teacher Education

2004-05

Jon Ahlquist - Meteorology
 Michael Buchler - Music
 Pamela Carroll - Middle & Secondary Ed.
 Peter Dalton - Philosophy
 Kimberly Harris - Hospitality
 Frank Johnson - Psychology
 David Kangas - Religion
 Martin Kavka - Religion
 Jeffrey Keesecker - Music
 Daniel Klooster - Geography
 Frank Kowalsky - Music
 Vickie Lake - El. & Early Childhood Ed.
 Cathy Levenson - Nutr., Food & Exer. Sci.
 Steven Mills - Family & Child Sciences
 Dennis Moore - English
 Linda M. Rogers - Mathematics
 Michael Rychlik - Middle & Secondary Ed.
 Zeina Schlenoff - Modern Languages
 Matthew Shafel - Music
 James Simpson - Industrial Engineering
 Michelle Stebleton - Music
 Kimberly VanWeelden - Music
 Paul Marty - Information
 Robert Reeves - Biological Sciences

2007-08

Paolo Aluffi - Mathematics
 Cheryl Beeler - SM, RM & Physical Ed.
 Radha Bose - Statistics
 Joseph Calhoun - Economics
 Billy Close - Criminology & Criminal Justice
 Jerome Cronin - Marketing
 Nanna Cuchens - Nursing
 Norma "Jeanne" Dexter - Mgmt, Pan. City
 Andrew Epstein - English
 Donna Fletcher - SM, RM & Physical Ed.
 Larry Gerber - Music
 Steven Gey - Law
 Frank Gunderson - Music
 Sandra Halvorson - Commun., Pan. City
 Monica Hurdal - Mathematics
 Alexander Jimenez - Music
 Darrin McMahon - History
 Jeff Patterson - Accounting
 Carolyn Piazza - Childhood Ed., Reading
 & Disability Services
 Steven Ramsier - Statistics
 Nat Stern - Law
 Denise Tucker - Nursing
 William Woodyard - RM, RE & Bus. Law

2009-10 (cont.)

George Huston - Accounting
 Carrie Lane - Psychology
 Timothy Logan - Chemistry & Biochem
 Janice McCabe - Sociology
 David McNaughton - Philosophy
 Vincent Mikkelsen - History
 Steve Paris - Mathematics
 Ebrahim Randeree - Library & Info. Stds.
 Allen Romano - Classics
 Chris Schatschneider - Psychology
 Timothy Stover - Classics
 Robert Wagoner - Dance
 Kathleen Yancey - English

University Teaching Awards

2010-11

Jon Ahlquist - Earth, Ocean & Atmos. Sci.
Margaret Ashmore - Social Work
Deborah Bish - Music
Elizabeth Chamblee Burch - Law
Robin Craig - Law
Ming Cui - Family & Child Sciences
Kristie Fleckenstein - English
Lora Holcombe - Economics
David F. Johnson - English
Mark Kearley - Chemistry & Biochemistry
Steven Kelly - Music
Toni Kirkwood-Tucker - Teacher Ed.
Murray Krantz - Family & Child Sciences
Mark Licht - Psychology
Daniel Maier-Katkin - Criminology
Rick McCullough - Dance
Brian G. Miller - Chemistry & Biochemistry
Jill Pable - Interior Design
Zeina Schlenoff - Modern Languages
Michael Shatruk - Chemistry & Biochem.
Helge Swanson - Teacher Education
Stephen Tripodi - Social Work
James Tull - Earth, Ocean & Atmos. Sci.
Shelbie Witte - Teacher Education

2011-12

Alexander Aviña - History
Jason Barabas - Political Science
R. Blackwell-Flanagan - Ed Leadership
Reb Braddock - Motion Picture Arts
Joab Corey - Economics
Barbara Cottrell - College of Nursing
John Dorsey - Chemistry & Biochemistry
Patrick Dunnigan - College of Music
Gregory Erickson - Biological Science
Kevin Fenton - College of Music
Timothy Glenn - School of Dance
Kristine Harper - History
Gerrie Houlihan - School of Dance
Neil Jumonville - History
David Kirby - English
Okenwa Okoli - Industrial Engineering
Timothy Parrish - English
Pamela Robbins - History
Robert Romanchuk - Modern Languages
Lisa Scott - Comm. Science & Disorders
Holly Sudano - Accounting
Lisa Waxman - Interior Design
Lisa Weinberg - Sociology
Eric Wiedegreen - Interior Design

2012-13

Jennifer Atkins - School of Dance
Michael Buchler - College of Music
Eric Coleman - Political Science
Nancy de Grummond - Classics
James Dever - Management
Roberto Fernandez - Modern Languages
Laurel Fulkerson - Classics
Adam Gaiser - Religion
Michele Garber - Nutr., Food & Exer. Sci.
Young-Suk Kim - Teacher Education
Eric Klassen - Mathematics
Feng Lan - Modern Languages
David Landau - College of Law
Alfred Mele - Philosophy
Dennis Moore - English
Richard Morris - Comm. Sci. & Disorders
William Parker - Earth, Ocean & Atmos. Sci.
Amy Polick - Psychology, PC Campus
Nancy Rogers - College of Music
Jonathan Sheppard - History
Katie Showman - Economics
Phyllis Underwood - Teacher Education
Jeanne Wanzek - Teacher Education
Thomas Welsh - School of Dance
James Wooland - Mathematics

2013-14

Joseph Neil Abell - Social Work
Allen Blay - Accounting
Judy Bowers - College of Music
William Christiansen - Finance
Angela Davis - Teacher Education
William Dewar - Earth, Ocean & Atmos. Sci.
Andrew Epstein - English
Read Gainsford - College of Music
Ishkhan Grigorian - Mathematics
Monica Hurdal - Mathematics
Lynn Jones - Art History
Kelley Kline - Psychology (Panama City)
Sandra Lewis - Teacher Education
Andrei Malaev - Theatre
Donna Nudd - Communication
Michael Ormsbee - Nutr., Food & Exer Sci.
Jorge Piekarewicz - Physics
Mark Pietralunga - Modern Languages
Arthur Raney - Communication
Patricia Spears Terebelski - Biology
Julie Stierwalt - Comm. Science & Disorders
Jennifer Wells - English

2014-15

Shawn Bayern - Law
Billy Close - Criminology & Crim. Justice
Jonathan Dennis - Biological Science
Emily DuVal - Biological Science
Leigh Edwards - English
Xujun Feng - Modern Languages
Kenan Fishburne - Interior Design
Henry Fuelberg - Earth, Ocean & Atmos. Sci.
Jonathan Grant - History
Lydia Hanks - Hospitality Administration
Robinson Herrera - History
Orenda Johnson - Psychology
Aline Kalbian - Religion
Raphael Kampmann - Civil Engineering
Kaitlin Lansford - Comm. Sci. & Disorders
Wayne Logan - Law
Thomas Miller - Biological Science
Irene Padavic - Sociology
Jeff Paterson - Accounting
Steven Ramsier - Statistics
Deana Rohlinger - Sociology
Nat Stern - Law
Miles Taylor - Sociology
Kathryn Tilman - Sociology
Kaifeng Yang - Public Admin. & Policy

2015-16

Bruce Billings - Accounting
Nicholas Bonesteel - Physics
Joseph Calhoun - Economics
Anne Coldiron - English
George "Bob" Garner - ESIS
Ilana Goldman - School of Dance
Susan Hellstrom - Arts and Sciences
Munir Humayun - EOAS
James Justus - Philosophy
Laura Keller - Biological Science
Christine Koontz - School of Information
Nathaniel Line - Hospitality Admin.
Mallory Lucier-Greer - Family & Child Sci.
Martin Mende - Marketing
John Myers - School of Teacher Education
M. Nair-Collins - Behavioral Sci. & Social Med.
Takemichi Okui - Physics
Jennifer Proffitt - School of Communication
Marlo Ransdell - Interior Arch. & Design
John Reynolds - Sociology
Timothy Stover - Classics
Brian Stults - Criminology and Crim. Justice
John Taylor - Industrial Engineering
Geoffrey Thomas - Anthropology
Mary Ziegler - College of Law

2016-17

Whitney Bendeck - International Affairs
Anthony Ciarlariello - Motion Picture Arts
Ronald Doel - History
Gregory Erickson - Biological Science
Debra Fadool - Biological Science
Alisha Gaines - English
Melissa Hanson - Law
Lucas Hopkins - Marketing
Mark Kearly - Chemistry & Biochemistry
David Kirby - English
Leonard LaPointe - Comm. Sci. & Disorders
David Markell - Law
Jason Maurer - Motion Picture Arts
Rick McCullough - Dance
Lenore McWey - Family & Child Sciences
Katherine Mooney - History
Stephen Paris - Mathematics

2016-17 (cont.)

Spencer Pierce - Accounting
Ebrahim Randeree - Information
Linda Schrader - Educational Leadership
Mark Spottswood - Law
Kunihiko Taira - Mechanical Engineering
Melina Vastola - Computer Science
Kathleen Yancey - English

2017-18

Samer Al-Saber - School of Theatre
Paolo Annino - College of Law
Randy Blass - Management
Christy Chatmon - College of Comm. & Info.
Russell Clayton - School of Communication
Vanessa Dennen - Ed. Psych. & Learning Sys.
Bridget DePrince - Chemistry & Biochemistry
John Dorsey - Chemistry & Biochemistry

2017-18 (cont.)

Nina Efimov - Modern Languages
Mary Frances Hanline - Teacher Education
Kenneth Hanson - Chemistry & Biochemistry
Alexander Jiménez - College of Music
Dale Jordan - Theatre
Justin Kennemur - Chemistry & Biochemistry
Maxine Montgomery - English
Antje Muntendam - Modern Languages
Jeremiah Murphy - Physics
Justin Sevier - College of Law
Holly Sudano - Accounting
Phyllis Underwood - Teacher Education
Lisa Waxman - Interior Design
Gwen Welliver - School of Dance

University Teaching Awards

2018-19

Austin Mast - Biological Science
 Paul Trombley - Biological Science
 Nora Underwood - Biological Science
 Brian G. Miller - Chemistry & Biochemistry
 Michael Roper - Chemistry & Biochemistry
 Michael Neal - English
 Elizabeth Coggeshall - Modern Languages
 Birgit Maier-Katkin - Modern Languages
 Adam Gaiser - Religion
 Landon Mauler - Accounting
 Darren Brooks - Management
 Paul Marty - Information
 Daniel Mears - Criminology
 Angela Davis - Teacher Education
 Maria Mendoza - Teacher Education
 Adam Jolles - Art History
 Steven Webber - Art History
 Kristen Greene - Family & Child Sciences
 Michele Garber - Nutr., Food & Exer. Sci.
 Benjamin Smith - Phy. Assist. Prac.
 Robert Tomko - Phy. Assist. Prac.
 Ronald Honn - Motion Picture Arts
 Marcia Porter - Music
 Bruce Mancagli - Social Sciences
 Miranda Waggoner - Sociology
 Lisa Schelbe - Social Work

2019-20

Cameron Beatty - Ed. Leadership & Policy
 Anel Brandl - Modern Languages
 Sindy Chapa - Communication
 Jessica H. Clark - Classics
 Jennifer Grill - Intensive English Studies
 Debra Hale - Theatre
 Leah Hollingsworth - Mathematics
 Yuko Hori - Physics
 Shalay Jackson - Social Work
 Nari Jeter - Family & Child Sciences
 Orenda Johnson - Psychology
 Ayesha Khurshid - Ed. Leadership & Policy
 Penelope Kirby - Mathematics
 Tanu Kohli Bagwe - Ctr. For Global Eng.
 David Landau - Law
 Kaitlin Lansford - Comm. Sci. & Disorders
 Marcia Mardis - Comm. Sci. & Disorders
 Steve Marks - Biological Science
 Chad Marzen - Risk Mgmt/Insurance
 Keithen Mathis - Social Work
 Catherine McClive - History
 Jason Pappas - Sport Management
 Jorge Piekarewicz - Physics
 Laura Reina - Physics
 Angela Sehgal - Nutr., Food & Exercise Sci.
 Andrew Syder - Motion Picture Arts
 Shannon Trem Thomas - Music
 Jillian Turanovic - Crim. & Crim. Justice
 Diana Williams - Psychology
 Heidi Williams - Music
 Allison Wing - Earth, Ocean & Atmos. Sci

2020-21

Marisa Agama - Inter. Medical Sciences
 Ken Armstrong - Bus. Anal., Info. Sys. & Supply.
 Erdem Bangi - Biological Science
 John Bastin - Physician Assistant Practice
 Laura Bell - Teacher Education
 Justin Benavidez - Music
 Scott Burgess - Biological Science
 Sonia Cabell - Teacher Education
 Marie Charrel Dennis - Biological Science
 Jonathan Dennis - Biological Science
 Adam Dewan - Psychology
 Benjamin Dodds - History
 Kristin Dowell - Art History
 Emily DuVal - Biological Science
 Katie Flanagan - Sport Management
 Daniel Georgiadis - Industrial Engineering
 Kristen Guynes - Comm. Sci. & Disorders
 Amy Huber - Interior Design
 Lynn Jones - Art History
 Brittany Kraft - Biological Science
 Carla Laroche - Law
 Michelle Laurents - Communication
 Radha Modi - Social Sciences
 Lisa Munson - Sociology
 Kathleen Prantil - Modern Languages
 Maximillian Scholz - History
 Jenna Scott - Family and Child Sci.
 Michelle Stebleton - Music
 Cynthia Wilson - Family and Child Sci.
 Mark Winegardner - English

2021-22

Charla Perdue - Applied Studies
 Karen Works - Applied Studies
 Geoffrey Thomas - Anthropology
 Geoffrey Strouse - Chem. & Biochemistry
 Svetoslava Slaveva-Griffin - Classics
 Jeffrey Chagnon - Earth, Oc. & Atmo. Sci.
 Jaclyn Fiscus-Cannaday - English
 Kristina Bowers - Mathematics
 Yaineli Valdés - Mathematics
 Therese Kemper - Psychology
 Alexandria Meyer - Psychology
 Elizabeth Cecil - Religion
 Laura McTighe - Religion
 Keith Ferguson - Marketing
 Chuck Viosca - Marketing
 Malia Bruker - Communication
 Brendan Lantz - Crim. & Crim. Justice
 Lara Perez-Felkner - Ed. Leader. & Policy
 Phil Hiver - Teacher Education
 Jim Dawkins - Interior Design
 Yelena McLane - Interior Design
 Stephanie Sickler - Interior Design
 Lisa Griffiths - Nutrition & Int. Physiology
 Erin Ryan - Law
 Darby Scott - Law
 Gregory Springer - Music
 Joseph Calhoun - Economics
 Michael Hammock - Economics
 Onsurang Norrbin - Economics
 Dawn Carr - Sociology
 Patricia Homan - Sociology
 Teresa Roach - Sociology
 Tisha Holmes - Urban & Regional Plan.
 Lisa B. Johnson - Social Work

2022-23

Jamila Holcomb - Human Development & Family Sci.
 Marin Wenger - Criminology & Criminal Justice
 Ed Hansen - Psychology
 Ronald E. Doel - History
 Tyler Towne - Psychology (Panama City)
 Wendy Ritz - Business (Panama City)
 Brenda Garner - Entrepreneurship
 Doug Norton - Economics
 Kari Adams - Music
 Nathan Line - Hospitality
 Christopher Holmes - EOAS
 Carrie Lee - Economics
 Michael Furman - Classics
 James Frederick - Chemistry and Biochemistry
 Mark Zeigler - Communication
 Jennifer Proffitt - Communication
 Jonathan Epstein - Fine Arts
 Eric Ludwig - Education
 Nancy Gerber - Art Education
 Nancy Rogers - Music
 Jeffrey Springer - Music
 Jenny Root - Education
 Jessi Halligan - Anthropology
 Jessica Ridgway Clayton - Entrepreneurship
 Hank Bass - Biological Science
 Lyndsay Jenkins - Education
 Charles Fleischer - Medicine
 Tarez Graban - English
 Christine Andrews-Larson - Education
 Rasheda Haughbrook - Psychology
 Zach Weston - of Hospitality
 Michael Bishop - Philosophy
 Matthew Pietryka - Social Sciences and Public Policy

2023-24

Grace Aneiza Ali - Art
 Rachel Bailey - Communication
 Mandy Bamber - Nursing
 Megan Buning - FSU COACH
 Alexandra Cockerham - Interdisciplinary Social Sci.
 Kevin Curry - Art
 Jinger Deason - Communication Disorders
 Vanessa Dennen - Ed. Psych. & Learning Systems
 Stephanie Dillon - Chemistry & Biochemistry
 Diana Dumlavwala - Music
 Jennifer Farrell - Health, Nutrition, & Food Sci.
 Alisha Gaines - English
 Danny Goddard - EOAS
 David Gross - Engineering; Engr. (Panama City)
 Frank Gunderson - Music
 Elizabeth Hammock - Psychology
 Michael Hanawalt - Music
 Steve Johnson - Law
 Ann Langston - Entrepreneurship
 Panayotis League - Music
 Brenda Legaspi - Social Work
 Erika Loic - Art History
 Chris Martin - Psychology
 Jason Maurer - Motion Picture Arts
 Tyler McCreary - Geography
 Johanna McNutt - Biological Science
 Matthew Mewhinney - Modern Lang. & Linguistics
 Chris Mills - Computer Science
 Melina Myers - Computer Science
 David Okerlund - Music
 Mollie Romano - Communication Sci. & Disorders
 Casey Sammarco - Theatre
 Katie Sherron - Economics
 Rose Skepple - Teacher Education

University Teaching Awards

2024-25

Amid Ardakani - Economics
 Darren Brooks - Management
 Erin Bush - Communication Science & Disorders
 William Butler - Urban & Regional Planning
 Choeeta Chakrabarti - Anthropology
 Debra Cole - Medicine
 John Cole - Religion
 Maria Cristina Ramos - Interdisciplinary Social Science
 Karen Cyphers - Political Science
 Angela Davis - Teacher Education
 Bridget DePrince - Chemistry & Biochemistry
 Kani Diop-Lo - Human Development & Family Science
 Rob Duarte - Art
 Maxim Dulebenets - Civil & Environmental Engineering
 Michele Garber - Health, Nutrition & Food Sciences
 Jessica Greil-Burkhart - Social Work
 Yang Hou - Medicine
 Cynthia Johnson - Hospitality
 Sungmoon Jung - Civil & Environmental Engineering
 Eundeok Kim - Entrepreneurship
 Stephanie Leitch - Art History
 Haiyan Maier - Health, Nutrition & Food Sciences
 Lenore McWey - Human Development & Family Sci.
 Rima Nathan - Law
 Mostafa Papi - Teacher Education
 Ladanya Ramirez Surmeier - Social Sci. Health Policy Research
 Maria Ryan - Music
 Andrew Schrowang - Finance
 Annette Schwabe - Social Sci. Health Policy Research
 Jessika Valentine - Modern Languages & Linguistics
 Amber Ward - Art Education
 Tracy Woodard - Interdisciplinary Social Science

The Coyle E. Moore, Jr. Award

1962-63: James P. Jones, History

1965-66: Steve Edwards, Physics

1963-64: William W. Rogers, History

1966-67: Michael J. Shaara, English

1964-65: Katherine Hoffman, Chemistry

1967-68: Ingrid Tiesler, Modern Languages

The George Miller Teaching Award

1966-67: Eva May Atwood, Modern Languages

1967-68: Robley Light, Chemistry

Amoco/Standard Oil Foundation Awards

1967

Homer A. Black	Business (Accounting)
Donald D. Horward	History
Dorothy M. Schlitt	Science Education

1970

Azzurra B. Givens	Modern Languages
Edward K. Mellon	Chemistry
Charles T. Wellborn	Religion

1973

John J. Carey	Religion
Marilyn P. Gombosi	Music
Kay Judkins	Clothing & Textiles

1976

Eugene J. Crook	English
Robert Carter Morris	Physics
Marjorie Sparkman	Nursing

1977-78

James P. Jones, Jr.	History
Clifford K. Madsen	Music
H. Peter Stowell	English

1980-81

Joyce L. Carbonell	Psychology
Mildred W. Ravenell	Law
Patricia Rose	Art

1983-84

Fanchon F. Funk	Educational Leadership
John A. Payne	Audio. & Speech Pathology
William W. Rogers	History

1968

Richard Baker, Jr.	Marketing
Joann James	Modern Languages
Robert J. Kansky	Mathematics Education

1971

Ronald J. Clark	Chemistry
Carolyn J. Schluck	Elementary Education
Jerome H. Stern	English

1974

David L. Ammerman	History
Janet G. Burroway	English
James C. Smith	Psychology

1977

Richard L. Chapple	Modern Languages
Leo Sandon, Jr.	Religion
George Weaver	Psychology

President's Teaching Awards

1978-79

Sydney R. Grant	Educational Research
Colleen J. Kirk	Music
James C. Moore	Audio. & Speech Pathology

1981-82

Robert C. Clark	Child., Reading, & Special Ed.
E. Joe Nosari	Finance
Michael E. Rashotte	Psychology

1984-85

Edward A. Desloge	Physics
John J. Fenstermaker	English
Warren B. Nation	Marketing

1969

Harrison Chase	Geography
William H. Heflin	Foreign Language Ed.
William H. Long	Meteorology

1972

Joyotpaul Chaudhuri	Government
W. W. de Grummond	Classics
Jeanne L. Ryan	Habilitative Science

1975

William T. Lhamon	English
Hans S. Plendl	Physics
Robert Rubanowice	History

1979-80

John R. Albright	Physics
Patricia A. Dore	Law
Kurt G. Hofer	Biological Sciences

1982-83

Janice L. Flake	Curriculum & Instruction
Sandra W. Rackley	Communication
Calvin E. Zongker	Home & Family Life

Distinguished Research Professor Awards

<u>1991</u> William Harper James O'Brien Christopher Tam	Studio Art Meteorology/Ocean. Mathematics	<u>1992</u> Daniel B. Eisenberg David E. Loper Glenn R. Parker	Modern Languages Mathematics Policy Sciences	<u>1993</u> Bruce L. Benson Pasquale P. Graziadei De Witt L. Sumners	Economics Biological Science Mathematics
<u>1994</u> Kirby W. Kemper Charles B. Nam Ralph V. Turner	Physics Sociology History	<u>1995</u> John L. Bryant Marc E. Freeman Joseph F. Owens, III	Mathematics Biological Science Physics	<u>1996</u> Myles Hollander Frances James Melvin Stern	Statistics Biological Science Oceanography
<u>1997</u> Richard Pfeffer Joseph Torgesen Steven Van Sciver	Meteorology Psychology Mechanical Engineering	<u>1998</u> Sharon Nicholson Vasken Hagopian John Myles	Meteorology Physics Sociology	<u>1999</u> David Balkwell Barry Hirsch Alan Marshall	Biological Science Economics Chemistry
<u>2000</u> Stanley Gontarski Robert Holton	English Chemistry	<u>2001</u> Timothy Cross Allan Clarke Dale Olsen	Chemistry Oceanography Music	<u>2002</u> John Fenstermaker Samuel Tabor Kenneth Taylor	English Physics Biological Sciences
<u>2003</u> Nar S. Dalal Doron Nof Walter Tschinkel	Chemistry & Biochemistry Oceanography Biological Sciences	<u>2004</u> Karen Berkley Pamela Perrewé Jayne Standley	Psychology Business Music	<u>2005</u> James Brooks Namas Chandra Ken Roux	Physics Mechanical Engineering Biological Sciences
<u>2006</u> Jeffrey Chanton John Kelsay Stephan von Molnar Richard Wagner	Oceanography Religion Physics Psychology	<u>2007</u> Thomas Joiner Mark A. Riley Shridhar K. Sathe Mark Winegardner	Psychology Physics Nutr., Food & Exercise Sci. English	<u>2008</u> Nancy de Grummond Efstratios Manousakis Joseph Schlenoff	Classics Physics Chemistry & Biochemistry
<u>2009</u> Suzanne Johnson Harrison Prosper R. Jay Turner	Medical Hum./Social Sci. Physics Sociology	<u>2010</u> William Burnett Bruce Locke Per Arne Rikvold Amy Wetherby	Oceanography Chemical Engineering Physics Clinical Sciences	<u>2011</u> Christopher Lonigan Hsu-Pin "Ben" Wang Kathleen B. Yancey Huan-Xiang Zhou	Psychology Industrial Engineering English Physics
<u>2012</u> Bernd Berg Zuoxin Wang Eric Chassignet Gary Taylor	Physics Psychology EOAS English	<u>2013</u> Rufina Alama Brad Schmidt David Whalley	Chemical Engineering Psychology Computer Science	<u>2014</u> Dean Falk Darrin McMahon Anuj Srivastava	Anthropology History Statistics
<u>2015</u> David Gilbert Alan Spector	Biological Science Psychology	<u>2016</u> Betsy Jane Becker Jorge Piekarewicz Bruce Thyer	Education Psychology Physics Social Work	<u>2017</u> John Corrigan Laura Reina	Religion Physics
<u>2018</u> Pamela Keel Hedi Mattoussi	Psychology Chemistry & Biochemistry	<u>2019</u> Richard Bertram Kun Yang Elizabeth Slate	Mathematics Physics Statistics	<u>2020</u> Christopher Patrick Debra Fadool	Psychology Biological Science
<u>2021</u> Neil Charness Daniel Mears Peng Xiong	Psychology Criminology Physics	<u>2022</u> James Kimbrell Washington Mio Kimberly Hughes Markus Hettel	English Mathematics Biological Science EOAS	<u>2023</u> Paolo Aluffi Robin Goodman Ingo Ludwig Wiedenhoever Linda Rinaman	Mathematics English Physics Psychology
<u>2024</u> Matthew Goff Qing-Xiang Sang Antonio Terracciano	Religion Chemistry & Biochemistry Geriatrics				

Developing Scholar Awards

<u>1977-78</u> Robert L. Conn James Gapinski Daniel S. Simberloff Gunther Stamm	Finance Economics Biological Science Art	<u>1978-79</u> Jayne M. Alley Burton M. Atkins Virgil L. Goedken James D. Orcutt Friedrich K. Stephan Susan B. Thomas	Music Government Chemistry Sociology Psychology Child Development	<u>1979-80</u> Karyl J. Louwenaar Randolph R. Rill Leo Sandon William R. Thompson	Music Chemistry Religion Government
<u>1980-81</u> Scott C. Flanagan Marc E. Freeman Dale A. Olsen Marie W. Osmond Joseph Torgesen	Government Biological Science Music Sociology Psychology	<u>1981-82</u> Robert W. Fichter William F. Marzluff Glenn R. Parker William E. Pelham, Jr. H. Peter Stowell Robert A. Reiser	Art Chemistry Government Psychology English Ed. Research, Dev. & Foundations	<u>1982-83</u> Nancy de Grummond Nancy R. Green Penelope E. Mason Thomas S. McCaleb Gerald W. McDonald Joseph F. Owens, III	Classics Nutrition & Food Sci. Art History Economics Sociology Physics
<u>1983-84</u> Meinrat O. Andreae Russell J. Dalton Larry W. Isaac Gerald P. Schatten Harold E. Van Wart	Oceanography Political Science Sociology Biological Science Chemistry	<u>1984-85</u> Ronald C. Braswell Allan J. Clarke Mark J. Martinko Samuel L. Tabor Joseph Travis	Finance Oceanography Management Physics Biological Science	<u>1985-86</u> Gregory G. Dess W. Ross Ellington Kathleen A. Kemp S. Douglass Seaton Timothy C. Verdon	Management Biological Science Political Science Music Art History
<u>1986-87</u> Pamela K. Coats Dennis W. Duke Melissa A. Hardy Christopher Lingle Charles M. Tolbert	Finance Physics Sociology Biological Science Sociology	<u>1987-88</u> David Balkwill Lawrence Dennis Marta Harley Sharon Nicholson Isaac Eberstein	Biological Science Physics English Meteorology Center for the Study of Population	<u>1988-89</u> George W. Bates Glen H. Doran Marcy Driscoll David R. Peterson Bernd A. Berg	Biological Science Anthropology Educational Research Finance Physics & Supercomputer
<u>1989-90</u> Anthony J. Arnold Pamela P. Peterson Janet E. Kodras Michael Meredith	Geology Finance Geography Biological Science	<u>1990-91</u> Timothy A. Cross Sharon J. Derry Efstratios Manousakis Phillip D. Morgan Amy Wetherby	Chemistry Psychology Physics History Comm. Disorders	<u>1991-92</u> William Dewar Marie E. Kraft David Levinthal Jean Mitchell Charles Ouimet	Oceanography Chemistry Physics Economics Psychology
<u>1992-93</u> Paul D. Cottle John E. Kelsay Pamela E. Perrewew Bruce Stifftel W. Jeffrey Tatum	Physics Religion Management Urban & Reg. Planning Classics	<u>1993-94</u> Bruce T. Boehrer N. Chandrasekaran Angelo M. Collins Neil S. Lundberg Lori J. Walters	English Mechanical Engineering Curriculum & Instruct. Geology Modern Languages	<u>1994-95</u> Howard A. Baer Wendy Bishop Jeffrey Chanton Jerzy Cioslowski Sam Huckaba Robert T. Walker	Physics English Oceanography Chemistry Mathematics Geography
<u>1995-96</u> Elbio Dagotto Stuart E. Dryer Bruce R. Locke Joseph B. Schlenoff Linda Vinton	Physics Biological Science Chemical Engineering Chemistry Social Work	<u>1996-97</u> Pedro Arce Timothy Moerland Michael Overton Harrison Prosper Justin Schwartz	Chemical Engineering Biological Science Human Science Physics Mechanical Engineering	<u>1997-98</u> Emmanuel Collins, Jr. Piotr G. Fajer K. Michele Kacmar Adriana Moreo Christopher J. Patrick	Mechanical Engineering Biological Science Management Physics Psychology
<u>1998-99</u> Paolo Aluffi Richard Lee Hyson David Johnson Jeffrey Mondak Peter Wainwright	Mathematics Psychology English Political Science Biological Science	<u>1999-00</u> Kathleen Erndl Elna Green Thomas Joiner Evan Ringquist Rolf Zwaan	Religion History Psychology Political Science Psychology	<u>2000-01</u> Michael Chapman Cathy Levenson Don Levitan Christopher Lonigan Nathan Stoltzfus	Chemistry Nut., Food & Exer. Sci. Biological Science Psychology History
<u>2001-02</u> Susan Blessing Michael Bakan James Sickinger Michael Mascagni Jean Graham-Jones Donald Odita	Physics Music Classics Computer Science Modern Languages Art	<u>2002-03</u> Nicholas Bonesteel Darryl Dickson-Carr David J. Ketchen Will Moore Paul Trombley	Physics English Management Political Science Biological Science	<u>2003-04</u> Farrukh Alvi Vladimir Dobrosavljevic Zuoxin Wang	Mechanical Engineering Physics Psychology

Developing Scholar Awards

<u>2004-05</u>		<u>2005-06</u>		<u>2006-07</u>	
Jerold Pope	Music	Carol Anne Clayson	Meteorology	Richard Bertram	Mathematics
Jorge Piekarewicz	Physics	Thomas Houpt	Biological Science	Darrin McMahon	History
John Bertot	Information Studies	Joel Kostka	Oceanography	Laura Reina	Physics
Amy Sang	Chem. & Biochemistry	Anuj Srivastava	Statistics	Oliver Steinbock	Chem. & Biochemistry
David Houle	Biological Science	Daniel Vitkus	English	Gary Tyson	Computer Science
<u>2007-08</u>		<u>2008-09</u>		<u>2009-10</u>	
Gregory M. Erickson	Biological Science	Frederick Davis	History	Stephanie Al Otaiba	Teacher Education
Debra Fadool	Biological Science	Robin Goodman	English	Julianne Baggott	English
Hong Li	Chem. & Biochemistry	Mark Horner	Geography	Carol Connor	Psychology
Peng Xiong	Physics	Jon Maner	Psychology	Min Deng	Biological Science
Kun Yang	Physics	Jill Pable	Interior Design	Gregory Dudley	Chem. & Biochemistry
		Louis St. Laurent	Oceanography	Ingo Wiedenhoever	Physics
<u>2010-11</u>		<u>2011-12</u>		<u>2012-13</u>	
Matthew J. Goff	Religion	Alexander Volya	Physics	Meegan Hanson	English
Mohamed Kabbaj	Biomedical Sciences	Carlos Bolanos	Psychology	Susan Latturmer	Chem. & Biochemistry
Michael P. Kaschak	Psychology	Kathleen McCullough	Risk Mgmt/Ins, Real Estate & Legal Stds.	William Oates	Mechanical Engineering
Piyush Kumar	Computer Science	Hengli Tang	Biological Science	Wei Yang	Chem. & Biochemistry
Kathryn H. Tillman	Sociology	Chad Van Iddekinge	Management		
		Svetla Slaveva-Griffin	Classics		
<u>2013-14</u>		<u>2014-15</u>		<u>2015-16</u>	
Joseph Hellweg	Religion	Jeanne Wanzek	Cetr for Reading Rsrch.	Walter Boot	Psychology
Brian Miller	Chem. & Biochemistry	Ken Knappenberger	Chem. & Biochemistry	Eric Coleman	Political Science
Michael Shatruk	Chem. & Biochemistry	Michael Roper	Chem. & Biochemistry	James Justus	Philosophy
Young-Suk Kim	Teacher Education	Marcia Mardis	School of Information	Scott Stagg	Chem. & Biochemistry
Ming Ye	Scientific Computing	Yiyuan She	Statistics	Changchun Zeng	Industrial Engineering
<u>2016-17</u>		<u>2017-18</u>		<u>2018-19</u>	
Jonathan Dennis	Biological Science	Sara Hart	Psychology	Andrea U. de Giorgi	Classics
Fengfeng Ke	Ed. Psy. & Learning Sys.	Kunihiko Taira	Mechanical Engineering	Kevin Hufferberger	Physics
Alan Lemmon	Scientific Computing	M. Elizabeth Stroupe	Biological Science	Zhi Wang	Computer Science
Emily Lemmon	Biological Science	Robert Spencer	EOAS	John Schwenkler	Philosophy
Takemichi Okui	Physics			Eugene DePrince	Chem. & Biochemistry
<u>2019-20</u>		<u>2020-21</u>		<u>2021-22</u>	
Dawn Carr	Sociology	Sarah Eyerly	Music	Sonia Cabell	Teacher Education
Kenneth Hanson	Chem. & Biochemistry	Colleen Ganley	Psychology	Mariana Fuentes	EOAS
Jie Yang	Computer Science	Yan Li	Chem. & Bio. Engr.	Daniel Hallinan	Chem. & Bio. Engr.
Yan-Yan Hu	Chem. & Biochemistry	Xin Zhang	Statistics	Jeremy Owens	EOAS
				Lingjiong Zhu	Mathematics
<u>2022-23</u>		<u>2023-24</u>		<u>2024-25</u>	
Justin Kennemur	Chem. & Biochemistry	Martin Bauer	Mathematics	Elizabeth Cecil	Religion
Derek Nee	Psychology	Shayok Chakraborty	Computer Science	Yanshuo Sun	Indu. & Manu. Engr.
James Palmer	History	Lindsey Eckert	English	Robert Tomko	Biomedical Sciences
Alina Dana Weber	Modern Lang. & Ling.	James Frederich	Chem. & Biochemistry	Aaron Wilber	Psychology
		Patricia Homan	Sociology		
		Hadi	Chemical Engineering		
		Mohammadigoushki			
		Allison Wing	EOAS		
		Rachael Yohay	Physics		

Mentor Awards

Graduate Faculty Mentor Award

2004-05

Jonathan Grant History
Donald Horward History
James P. Jones History
Clifford Madsen Music
James O'Brien Meteorology

2007-08

Henry Fuelberg Meteorology
Don Levitan Biological Science
Maricarmen Martinez Humanities
Pamela Perrewewe Management
Anuj Srivastava Statistics

2010-11

Joseph Beckham Ed. Leadership/Policy St.
Nina Efimov Modern Languages
Richard Feiock Public Administration
Amy Sang Chem. & Biochemistry
Phillip Steinberg Geography

2013-14

Kevin Beaver Criminology
Ming Cui Family & Child Sciences
Arthur Raney Communication
Alysia Roehrig Ed. Psy. & Learning Sys.
Kathleen Yancey English

2016-17

Richard Bertram Mathematics
Eric Chicken Statistics
Kathy Guthrie Leadership & Social Chng.
Jill Pable Interior Design
Jorge Pickarewicz Physics

2019-20

Laura Arpan Communication
Betsy Becker Ed. Psy. & Learning Sys.
Dean Grubbs Coastal & Marine Lab
Christopher Patrick Psychology
Heidi Williams Music

2022-23

Adrian Barbu Statistics
Hank Bass Biological Science
Pamela Keel Psychology
Lara Reglero Modern Languages
Lingjiong Zhu Mathematics

2005-06

Thomas Joiner Psychology
Mark Winegardner English
Lisa Waxman Interior Design
Gerald Ferris Management
David Whalley Computer Science

2008-09

Nancy de Grummond Classics
William Hillson Accounting
Frank Kowalsky Music
Richard Liang Industrial Engineering
Daniel McGee Statistics

2011-12

Reb Braddock Motion Picture Arts
Michael Brady Marketing
Stanley Gontarski English
Richard Hyson Psychology
Valerie Scoon Motion Picture Arts

2014-15

Anne Barrett Sociology
John Geringer Music Education
Michael Shatruck Chem. & Biochemistry
Valerie Shute Ed. Psy. & Learning Sys.
Anuj Srivastava Statistics

2017-18

Geoffrey Strouse Chem.
Gretchen Sunderman Modern Languages
Mark Winegardner English
Jesse Cogle Psychology
Michael Ormsbee Nutr., Food & Exer. Sci.

2020-21

Thomas Joiner Psychology
Stephanie Leitch Art History
Qinchun Rao Nutr., Food & Exer. Sci.
Michael Shatruck Chem. & Biochemistry
Jillian Turanovic Criminology

2023-24

Martin Bauer Mathematics
Vladimir Dobrosavljevic Physics
Carolina Gonzalez Modern Lang. & Ling.
Andrea Meltzer Psychology
Michelle Therrien Comm. Disorders

2006-07

Thomas C.S. Keller, III Biological Science
Tiruvallam Krishnamurti Meteorology
Alan R. Lang Psychology
Irene Padavic Sociology
Jayne Standley Music

2009-10

Stephanie Al Otaiba Teacher Education
Carol Anne Clayson Meteorology
Yun-Hwa Hsieh Nut., Food & Exer. Sci.
Norman Schmidt Psychology

2012-13

Vanessa Dennen Ed. Psy. & Learning Sys
Debra Fadool Biological Science
Robert Hart Earth, Ocean, Atmos.
Geoffrey Strouse Chem. & Biochemistry
Zuoxin Wang Psychology

2015-16

Nicholas Cogan Mathematics
David Gilbert Biological Science
Michael Leeson Modern Languages
Lenore McWey Family & Child Sciences
Daniel Mears Criminology

2018-19

Giray Okten Mathematics
Elizabeth Plant Psychology
Lara Perez-Felkner Ed. Leadership/Policy St.
Carl Kitchens Economics
James Elsner Geography

2021-22

Jonathan Dennis Biological Science
Elizabeth Slate Statistics
Hedi Mattoussi Chem. & Biochemistry
Nora Underwood Biological Science

2024-25

Anne Barrett Sociology
Sarah Eyerly Music
Lyndsay Jenkins Ed. Psy. & Learning Sys.
Xiuwen Liu Computer Science
Thomas Needham Mathematics

Mentor Awards

Undergraduate Research Mentor Award

<u>2012-13</u> Igor Alabugin Ashby Plant	Chem. & Biochemistry Psychology	<u>2013-14</u> Elizabeth Stroupe	Biological Science	<u>2014-15</u> Charles Upchurch	History
<u>2015-16</u> Stephen McDowell	Communication & Info.	<u>2016-17</u> Laura Weingarden	Art History	<u>2017-18</u> Meredith McQuerry	Retail, Merch, & Prd. Dev.
<u>2018-19</u> Paul Conway	Psychology	<u>2019-20</u> Elizabeth Coggeshall	Modern Languages	<u>2020-21</u> Robert Tomko	Biomedical Sciences
<u>2021-22</u> Michael Franklin	Honors Program	<u>2022-23</u> Patricia Born	Business	<u>2023-24</u> Irene Zanini-Cordi	Modern Lang. & Ling.
<u>2024-25</u> Shengli Dong	Ed. Psych. & Learning Sys.				

Honors Thesis Mentor Award

<u>1994-95</u> Marie Osmond	Sociology	<u>1995-96</u> Anthony Arnold	Geology	<u>1996-97</u> David B. Levenson	Religion
<u>1997-98</u> Tessa Bartholomeusz	Religion	<u>1998-99</u> Colleen Kelley	Psychology	<u>1999-00</u> Doron Nof	Oceanography
<u>2000-01</u> Mark G. Cooper	English	<u>2001-02</u> Mark Zeigler	Communication	<u>2002-03</u> Edward Nahmias	Philosophy
<u>2003-04</u> Kenneth Goldsby	Chem. & Biochemistry	<u>2004-05</u> William Belford Suzanne M. Sinke	English History	<u>2005-06</u> Steven McClung	Communication
<u>2006-07</u> Joseph Hellweg Lisa Scott	Anthropology Comm. Disorders	<u>2007-08</u> Susanne Cappendijk Cathy Levenson	Biological Sciences Nutr., Food & Exer. Sci.	<u>2008-09</u> Philip Steinberg Carla Wood Jackson	Geography Communication Disorders
<u>2009-10</u> David Kirby Irene Padavic	English Sociology	<u>2010-11</u> Jesse Cogle Daniel Maier-Katkin	Psychology Crimi. & Crim. Just.	<u>2011-12</u> Walter Boot Ingo Wiedenhöver	Psychology Physics
<u>2012-13</u> Wu-Min Deng Jon Maner	Biological Science Psychology	<u>2013-14</u> Jonathan Dennis Pamela Keel	Biological Science Psychology	<u>2014-15</u> Richard Hyson Brian Chadwick	Psychology Biological Science
<u>2015-16</u> Sara Hart	Psychology	<u>2016-17</u> Karl Anders Ericsson Lorilee Medders	Psychology Risk Mgmt/Ins, Estate & Legal Stds	<u>2017-18</u> Nick Cogan Megan MacPherson	Mathematics Comm. Sci. & Disorders
<u>2018-19</u> Not Awarded		<u>2019-20</u> Ned Stuckey-French	English	<u>2020-21</u> Douglas Ahler	Political Science
<u>2021-22</u> Debra Fadool	Biological Science	<u>2022-23</u> Emily Lemmon	Biological Science	<u>2023-24</u> Ralm Ricarte Douglas Storace Crystal Taylor	Chemical Engineering Biological Science DeVoe L. Moore Center
<u>2024-25</u> Carrie Ann Baade Jeremiah Murphy Douglas Norton	Art Physics Economics				

University Advising Awards

Please refer to previous editions of the Florida State University Fact Book for winners prior to 1992.

<u>1992-93</u>		<u>1993-94</u>		<u>1994-95</u>	
Linda Forsythe	Undergraduate Studies	Jon Ahlquist	Meteorology	Melanie Booker	Biological Science
Diane Morris	Psychology	Jon Bailey	Psychology	Sue Capitani	Study Abroad Programs
Judy Waters	Criminology	Donna Bostwick	Business Administration	Linda Mahler	Undergraduate Studies
		George Buzyna	Mechanical Engineering		
		Dante Laudadio	Hospitality Administration		
		Kathleen Smith	Medical Sciences		
		Lisa Velez Davis	Arts & Sciences		
<u>1995-96</u>		<u>1996-97</u>		<u>1997-98</u>	
Michelle Bushong	Computer Science	Robert Braswell	Industrial Engineering	Christine Boyd	Academic Advising Center
Sandra Lewis	Special Education	David Butler	Interior Design	Rickey Spain	Computer Science
Marina Sarg-Mendez	Psychology	Virginia Walker	Comm. Disorders	Phyllis Straus	Art
<u>1998-99</u>		<u>1999-00</u>		<u>2000-01</u>	
Carol Bullock	Economics	Alice Earp	Undergraduate Studies	Patricia Stith	Retention Center
Jane Clendinning	Music	Susan Garis	Business		
		Deborah Perry	History		
<u>2001-02</u>		<u>2002-03</u>		<u>2003-04</u>	
Bonnie Greenwood	Human Sciences	Elizabeth Foster	Medicine (Psychology)	Doug Mikutel	Advising First
Brett Kemker	Comm. Disorders	Pamela Graham	Social Work	Nikki Raimondi	Advising First
M. Kim Maddox	Social Work			Robert Reeves	Biological Sciences
Thomas McCaleb	Economics			Shridhar Sathe	Nutr., Food & Exercise Sci
Judy Nunez	Theatre			Chiang Shih	Mechanical Engineering
				Phyllis Straus	Art
<u>2004-05</u>		<u>2005-06</u>		<u>2006-07</u>	
T. Berne-Anderson	Medicine	Nancy Benavides	Law	David Butler	Interior Design
Carol Bullock	Economics	Ann DelRossi	Social Sciences	Stephanie Cameron	English
Scott Thorp	Information	Kimberly Hicks	Business	Norma Dexter	Panama City Campus
		Deborah Perry	History	William Hudson	Multicultural Stud. Affairs
<u>2007-08</u>		<u>2008-09</u>		<u>2009-10</u>	
D. Craig Filar	Biological Science	Kimberly Amos-Tata	Nursing	Igor Alabugin	Chem. and Biochemistry
Henry Fuelberg	Meteorology	Jeff Badger	Biological Science	Shellie Camp	Chem. and Biochemistry
Susan Glaser	College of Education	Robert Lovins	Military Science	Mary LePoer	Modern Languages
Robbin Hand	Sociology			Mark Roof	Business
Janice Lindsley	College of Business				
Betty Stanton	Computer Science				
<u>2010-11</u>		<u>2011-12</u>		<u>2012-13</u>	
Tanya Hayes Perry	Undergraduate Studies	Eric Crosier	Exploratory Studies	Will Leparulo	College of Engineering
Jessica Rollins	Business	Brandy Haddock	English	Fabian Tata	CARE
		Sean Hawkeswood	Advising First–English		
<u>2013-14</u>		<u>2014-15</u>		<u>2016-17</u>	
Cathy Badger	Student-Athlete Academic	Samantha Spiers	Social Work	Shellie Camp	Arts and Sciences
Esther Diaguila	Computer Science	<u>2015-16</u>		Jessica Ridgway	Retail, Merch. & Prd. Dev.
Kacy King	Student-Athlete Academic	Emily Saras	National Fellowships	Clayton	
Korey Lowry	Human Sciences				
<u>2017-18</u>		<u>2018-19</u>		<u>2020-21</u>	
Lauren Dimmer	Psychology	Not Awarded		Ashley Blakely	Business
Elizabeth Kistner	Economics	<u>2019-20</u>		Bonnie Garcia-	Biological Science
Schanell Hylton	College of Business	Andrea Renee Dyehouse	International Affairs	Gloeckner	
Mathis		William Leparulo, Jr.	Engineering	Shanika Mungin	Athletics
Adrienne Stephenson	The Graduate School			Rachel Ward	Music
<u>2021-22</u>		<u>2022-23</u>		<u>2023-24</u>	
Mia Hines	College of Education	Timothy McGann	EOAS	Tyrone Johnson	Career Center
Korey Lowry	College of Human Sci.	Mary Correia	Motion Picture Arts	Zoey Zeitlin	Social Work
<u>2024-25</u>					
Ann DelRossi	Medicine				
Christina Pater	Undergraduate Studies				
Paige Roberts	Motion Picture Arts				

Other Faculty and Staff Awards

Dr. Martin Luther King, Jr. Distinguished Service Award

1986	William R. Jones	Black Studies	2008	Jose Rodriguez	Medicine
1987	Na'im Akbar	Psychology	2009	Tamara Bertrand Jones	Student Affairs
1988	David L. Ammerman	History	2010	Maxine Montgomery	English
1989	Douglas G. St. Angelo	Political Science	2011	Vanessa Solomon	Leadership & Civic Ed.
	Maxine D. Jones	History	2012	Jimmy Pastrano	Leadership & Civic Ed.
1990	Melvin T. Stith	Marketing	2013	Kendall Campbell	College of Medicine
1991	Joe M. Richardson	History	2014	Penny Ralston	Human Sciences
1992	Sandra Rackley	Undergraduate Studies	2015	Rhea Lathan	English
1993	Freddie Groomes	Human Resources	2016	Bruce Lamont	ESIS
1994	R. Bruce Bickley, Jr.	English	2017	Darryl Marshall	Financial Aid
1995	Fred Seamon	Public Administration		Okenwa Okoli	Engineering
1996	Andre J. Thomas	Music	2018	Fabian Tata	C.A.R.E.
1997	Sheila Ortiz-Taylor	English		Joedreka Brown Speights	Medicine
1998	Joy M. Bowen	Student Affairs	2019	Thesla Berne-Anderson	Medicine
1999	Jawole Willa Jo Zollar	Dance		Donald J. Weidner	Law
2000	Edward Love	Sculptor	2020	Huan Chen	NHMFL
2001	Billy R. Close	Criminology	2021	Gregory J. Harris	Human Sciences
2002	Jenice Rankins	Nutr., Food & Exercise Sci.		Earl Levison	Student Affairs
2003	Earle Lee	Boys' Choir	2022	Sabrina L. Dickey	Nursing
2004	Roberta Christie	International Center	2023	Rose Skepple	Education
2005	Angela Richardson	C.A.R.E.	2024	Christopher Small	Education
2006	Retha Bowman	Building Services	2025	Elaine Howard	Communication & Information
2007	Davis Houck	Communication		Keithen Mathis	Social Work

Hispanic/Latinx Distinguished Service Award

2020	Delia Poey	Modern Languages	2023	Sindy Chapa	Comm. & Information, Hispanic
2021	Eugenia Millender	Nursing			Marketing Center
	Carlos Gomez	Student Affairs	2024	Ladanya Ramirez Surmeier	Social Sci. Hlth. Policy Research
	Charlotte Souffront-Garcia	Students Affairs		Javier Rosado	Medicine
2022	David Rodriguez	Libraries			

Max Carraway Employee of the Year Award

2007	Debra Brock	English	2016	Sue Andres	Human Resources
2008	Janice Finney	Admissions	2017	Margarita Frankenberger	Criminology
2009	Laurie Swiger	Athletics	2018	Denise Mercier	University Housing
2010	Frank Cuevas	University Housing	2019	Andrew Brady	Institutional Research
2011	Gilman Page	Controller's Office	2020	Kim Barber	University Registrar
2012	Betty Lyons	Arts & Sciences	2021	Joe Brigham	Information Technology Service
2013	Kenneth Hays	Information Technology Service	2022	Alisa Duke	Law
2014	Lindsay Hensley	College of Motion Picture Arts	2023	Danielle Boone	Edu. Leadership & Policy Studies
2015	Chandra Myrick	University Housing	2024	Lori Henley	Chemistry & Biochemistry

Distinguished University Scholars

The Distinguished University Scholars Awards were awarded annually from 2007-08 through 2014-15 and select years after. Please refer to the previous editions of the Florida State University Fact Book for winners prior to 2020.

<u>2020-21</u>		<u>2023-24</u>		<u>2024-25</u>	
Thayumanasamy	Molecular Biophysics	Banghao Chen	Chemistry & Biochem.	Jan Jaroszynski	NHMFL
Somasundaram		Yan Liu	Psychology	Xiaobiao Xu	COAPS
		Ellen Granger	Biological Science		

Ralph Stair Prize for Innovation in Education (biennial award)

Please refer to previous editions of the Florida State University Fact Book for winners prior to 2021.

<u>2021</u>		<u>2023</u>		<u>2025</u>	
Elcin Haskollar	C.G.E.	Stephanie Zuilkowski	Education	Robert Hanna	InSPIRE
Tanu Kohli Bagwe	C.G.E.			Zaida McGinley	InSPIRE
Marlo Ransdell	Interior Arch. & Design			Carrie Meyers	InSPIRE
				Jason Pappas	Sport Management
				Jim Reynolds	InSPIRE

Note: A complete list of winners for the following awards can be found in the 2005-06 edition of the Florida State University Fact Book: the President's Technology Awards (awarded annually from 1998-99 through 2001-02), the President's Continuing Education Awards (awarded annually from 1990-91 through 2003-04), and the Robert A. Holton Award for Research Excellence (awarded in 2000). President & Provost's Named Professorship Program recipients (awarded from 1999-2009) can be found in the 2022-23 and prior editions.

Source: Office of Human Resources; Office of the President; Office of the Provost

Ross Oglesby Award

The Ross Oglesby Award is presented each year on Homecoming weekend by the Garnet and Gold Key to a faculty or staff member who has given distinguished service to students and to the university.

1973	Stephen S. Winters	Dean, Basic Studies and Professor of Geology
1974	Robert O. Lawton	Special Asst. to the President & Professor of English
1975	Thomas G. Wright	Professor, Music
1976	Sara K. Srygley	Professor, Library Science
1977	Bernard F. Sliger	President
1978	Katherine B. Hoffman	Professor, Chemistry
1979	Sherrill W. Ragans	Director, Housing
1980	John J. Carey	Professor, Religion
1981	Daisy P. Flory	Dean of the Faculties
1982	Richard G. Fallon	Dean and Professor, Theatre
1983	Bobby E. Leach	Vice President, Student Affairs
1984	Merrill B. Hintikka	Associate Professor, Philosophy
1985	Sandra W. Rackley	Associate Professor, Communication
1986	James A. Hayes	Dean of Students
1987	Gilbert Lazier	Dean, School of Theatre
1988	William P. Barco	Associate Director, Alumni Affairs
1989	Sally J. Karioth	Associate Professor, Nursing
1990	Ray Solomon	Dean, College of Business
1991	Kurt G. Hofer	Professor, Biological Science
1992	Stephen MacNamara	Director, Collins Center
1993	Nancy A. Turner	Director, Oglesby Union
1994	Maxine Jones	Associate Professor, History
1995	Robert Braswell	Professor, Engineering
1996	Robert Reeves	Associate Professor, Biological Science
1997	Clifford K. Madsen	Professor, Music
1998	Kenneth A. Goldsby	Associate Professor, Chemistry
1999	Joseph Beckham	Chairman, Dept. of Educational Leadership
2000	Mark G. Striffler	Associate Director, Oglesby Union
2001	Betty Lou Joanos	Associate Director, FSU Alumni Association
2002	Max Carraway	University Registrar
2003	Reubin Askew	Alumnus and Former Governor of Florida
2004	Mark Bertolami	Director of Facilities Planning
2005	Alicia Crew	Director of Campus Recreation
2006	William Woodyard	Associate Professor, Business Law & Real Estate
2007	Mark Edenfield	FSU Police Department
2008	Timothy Matherly	Associate Professor, Management
2009	Thomas Kent "TK" Wetherell	President
2010	Lawrence G. "Larry" Abele	Provost
2011	Susan Blessing	Professor, Physics
2012	Linda Mahler	Associate Dean, Undergraduate Studies
2013	Mary Coburn	Vice President for Student Affairs
2014	Laura Osteen	Center for Leadership and Social Change
2015	Joseph B. Schlenoff	Chemistry and Biochemistry
2016	Craig Filar	National Fellowships
2017	Eva Killings	University Dining
2018	Miguel Hernandez	Center for Leadership and Social Change
2019	Not Awarded	Not Awarded
2020	Not Awarded	Not Awarded
2021	Leonard Hamilton	Head Coach, Men's Basketball
2022	Sally McRorie	Provost
2023	Not Awarded	
2024	Not Awarded	

Honorary Degrees Awarded

<u>Year</u>	<u>Name</u>	<u>Field of Distinction</u>	<u>Doctoral Title</u>
1912	Rowena Longmire	Education	Master of Arts
1935	Ruth Bryan Owen Rhode	Public Service	Laws
1950	Henri Bonnet	International Affairs	Humane Letters
	Mark Frederick Boyd	Medicine	Science
1952	Wouter Bleeker	Science	Science
1955	William Morrison Robinson, Jr.	History	Humanities
1956	Millard Fillmore Caldwell	Public Service	Laws
	LeRoy Collins	Public Service	Laws
	William George Dodd	Education	Literature
	Spessard Lindsey Holland	Public Service	Laws
	Philip Wylie	Literature	Literature
1957	Doak Sheridan Campbell	Education	Laws
	Ernst von Dohnanyi	Music	Music
	George A. Smathers	Public Service	Laws
1959	J. Velma Keen	Business	Laws
1960	Cyril O. Houle	Education	Laws
1961	Glen T. Seaborg	Science	Science
	Vivian Ahlswede Williams	Literature	Literature
1962	Leonard J. Brass	Science	Science
	Thomas B. Swann	Business/Public Service	Laws
1963	Pablo Casals	Music	Music
	Luther H. Hodges	Public Service/Business	Laws
	Karl Zerbe	Art	Fine Arts
1964	Cecil Farris Bryant	Public	Laws
	Edwin A. Menninger	Science	Science
	Dorothy Barclay Thompson	Journalism	Humane Letters
1965	Arthur Statan Adams	Science/Public Service/Education	Laws
	J. J. Daniel	Law/Business	Laws
	Robert J. Van de Graaff	Science	Science
1968	Michael E. DeBakey	Medicine	Science
	Lamar Dodd	Art & Education	Fine Arts
	Robert L. Shaw	Music	Music
1969	Lucius D. Battle	Public Service	Humane Letters
	Andres Segovia	Music	Music
1970	Alan S. Boyd	Public Service	Laws
	Audrey Wood Liebling	Literature	Humane Letters
	Gregor Piatigorsky	Music	Music
	Nelson Poynter	Public Service	Humane Letters
	Paul M. Rudolph	Architecture	Fine Arts
1971	Ed V. Komarek	Science	Science
1972	Wilbur J. Cohen	Education	Humanities
	John Mackay Shaw	Poetry	Humanities
1973	Karl Dietrich Bracher	History	Humane Letters
	William D. McElroy	Science	Science
	Allen Morris	Public Service	Humane Letters
	Julia V. Morton	Science	Science
1975	Philip Handler	Science	Humanities
	Helen Hayes MacArthur	Theatre	Humane Letters
	King Hussein I (Hashemite-Jordan)	Public Service	Humane Letters

Honorary Degrees Awarded

<u>Year</u>	<u>Name</u>	<u>Field of Distinction</u>	<u>Doctoral Title</u>
1976	Chester H. Ferguson	Education/Public Service	Humane Letters
	Stephen C. O'Connell	Education/Law	Humane Letters
1977	Mae Knight Clark	Education	Humane Letters
	Lee Strasberg	Theatre	Fine Arts
	Herbert Spencer Zim	Science/Education	Science
1978	Lillian Gordy Carter	Public Service	Humane Letters
	Michael Butler Yeats	International Affairs	Laws
	William H. Werkmeister	Philosophy	Humane Letters
1979	Rev. Charles K. Steele, Sr.	Public Service	Humane Letters
	William Styron	Literature	Literature
1980	B. K. Roberts	Public Service/Law	Humane Letters
1981	Burt Reynolds	Theatre	Humane Letters
1982	Roger L. Stevens	Theatre	Humane Letters
1983	Ricardo De La Espriella	Public Service	Laws
	Beth Walton Moor	Public Service	Humane Letters
	William C. Norris	Business/Public Service	Humane Letters
1984	Rafael Caldera	Public Service/Education	Humane Letters
	John P. McGovern	Medicine	Science
1985	Claude Pepper	Public Service	Humane Letters
1986	Don Fuqua	Public Service/Science	Science
	Daisy Parker Flory	Public Service	Humane Letters
	Joseph Papp	Theatre	Humane Letters
1988	Reubin Askew	Public Service	Humane Letters
	Toshiaki Ogasawara	Public Service	Humane Letters
1989	George Langford	Business/Public Service	Humane Letters
	G. William Miller	Finance/Public Service	Humane Letters
1990	D. Burke Kibler	Business/Public Service	Humane Letters
1991	Gunther Schuller	Music	Music
	Gus A. Stavros	Business/Public Service	Humane Letters
	Robert Edward Turner, III	Business/Public Service	Humane Letters
	Marguerite Neel Williams	Public Service	Humane Letters
	Ada Belle Winthrop-King	Modern Languages	Humane Letters
1992	Louise Ireland Humphrey	Public Service	Humane Letters
	Oscar Arias Sanchez	Public Service	Humane Letters
1993	Walter Lanier "Red" Barber	Public Broadcasting	Humane Letters
	D. Allan Bromley	Public Service	Science
1994	Betty Mae Jumper	Public Service	Humane Letters
	Simon Ostrach	Space Science/Engineering	Engineering Science
	Rosa L. Parks	Civil Rights	Humane Letters
1995	C. DuBose Ausley	Public Service	Humane Letters
1996	William R. Mote	Marine Science	Science
	Sir James Lighthill	Mathematics	Science
1997	Russell V. Ewald	Public Service	Humane Letters
	Louis J. Hector	Public Service	Humane Letters
	Ben Weider	Public Service	Humane Letters
	James M. Moran	Business	Humane Letters
	Richard W. Ervin	Public Service	Laws
	Charles B. Reed	Education	Humane Letters
1998	Rod M. Brim, Sr.	Business	Humane Letters
	John Paul Stevens	U. S. Supreme Court	Laws
	Godfrey Smith	Business	Humane Letters

Honorary Degrees Awarded

<u>Year</u>	<u>Name</u>	<u>Field of Distinction</u>	<u>Doctoral Title</u>
1999	Mart Pierson Hill	Public Service	Humane Letters
	Carl A. DeSantis	Business	Humane Letters
	Thomas F. Petway, III	Business	Humane Letters
2000	James C. Smith	Public Service	Humane Letters
2001	Ann Reinking	Dance/Theatre/Film	Fine Arts
	Reid B. Hughes	Business/Public Service	Humane Letters
2002	Charlotte Edwards Maguire	Medicine/Public Service	Humane Letters
2003	Herbert F. Morgan	Public Service	Humane Letters
2005	DeVoe L. Moore	Business/Public Service	Humane Letters
	Carlisle Floyd	Music/Opera	Humane Letters
	Jim Shore	Business/Public Service	Laws
2006	Tom Brokaw	Broadcasting & Journalism	Humane Letters
2007	Mary Lou Norwood	Public Service	Humane Letters
	Albert J. Dunlap	Business	Humane Letters
	Mark S. Wrighton	Chemistry	Humane Letters
	Kitty B. Hoffman	Chemistry	Science
	Edward W. Rabin	Business	MBA
2008	Ernest Cook	Medicine	Humane Letters
	Charles A. Smith	Business	MBA
2009	Paul Kagame	Public Service	Laws
2012	Lee Corso	Media and Communication	Humane Letters
	Edward O. Wilson	Evolutionary Biology	Humane Letters
	Judith A. Dunlap	Philanthropy	Humane Letters
	Tommie Wright	Music	Music
2013	Margaret "Maggie" Allesee	Choreography	Humane Letters
2014	Robert "Bobby" Bowden	Athletics/Public Service	Humane Letters
	Louise Jones Gopher	Public Service	Humane Letters
2015	Lucy Ho	Public Service	Humane Letters
2016	Christopher Still	Art	Humane Letters
	Grace Dansby	Philanthropy/Public Service	Humane Letters
2019	Allan Bense	Public Service	Humane Letters
2021	William T. Hold	Business	Humane Letters

Source: FSU Graduate School

The James D. Westcott Distinguished Service Medal

The President of the University, having received the advice and consent of the Faculty Senate Steering Committee, may award The James D. Westcott Distinguished Service Medal to appropriate persons. A recipient of the Westcott Medal will be a person whose distinguished service merits exceptional recognition and whose life and work exemplify the Vires, Artes, and Mores, which the University seeks to nurture in its students.

Westcott Medal Recipients

1989	T. LeRoy Collins	2003	Dr. Steve Edwards
1991	Herbert F. Morgan	2007	Louise Jones Gopher
	Dr. Augustus B. Turnbull III	2009	David Coburn
1995	Senator Robert M. Johnson	2021	Dr. Myra Hurt
	Dr. Norman E. Thaggard		Talbot "Sandy" D'Alemberte

Support Services

College of Motion Picture Arts acquires theater for college expansion



FSU's Center for Hispanic Marketing Communication celebrates 20 years of growth in research, education and impact



Photos and stories from: news.fsu.edu

Top left: (Photo courtesy of Motion Picture Arts)

Bottom left: (Photo by Laura Pellini)

Top right: Pictured (L-R): Zduy Chu, A.V.P. for Student Affairs; Amy Hecht, V.P. for Student Affairs; Freddy Juarez, Fraternity and Sorority Life Director; Brittany Devies, Center for Fraternity and Sorority Organizational Wellness Director

Middle right: A rendering of the new FSU Health Panama City hospital.

Bottom right: President Richard McCullough, FSU First Lady Jai Vartikar, Professor Andrew Frank, Provost Jim Clark and Chairman Marcellus Osceola Jr. and members of the Seminole Tribe of Florida dedicated the new home of FSU's Native American and Indigenous Studies Center on Friday, Nov. 22, 2024. (Bill Lax/FSU Photography)

New Center for Fraternity and Sorority Organizational Wellness positions FSU model as industry leader



Florida State University announces plan to build 'FSU Health' hospital in Panama City Beach



FSU dedicates official home of Native American and Indigenous Studies Center



Institutes & Research Centers

Institutes and Research Centers are entities proposed by universities, the Legislature, or the Florida Board of Education (FBOE); approved by the Board of Governors (BOG) and/or the Chancellor or a university president (depending on the type of institute/center); and established by the universities for the purpose of coordinating intra- and/or inter-institutional research, service, and training activities that supplement and extend existing departmental instruction, research, and service programs. In some instances, institutes/centers are established by law, in which case they operate in accordance not only with State University System policies, rules, and procedures, but also with state statutes. FSU's institutes and centers, along with their directors, are listed below. This list is accurate as of June 2025.

INSTITUTE OR CENTER

DIRECTOR(S)

College of Arts and Sciences

Center for Anchored Phylogenomics	Drs. Allan and Emily Lemmon
Center for Native American and Indigenous Studies (Joint Center with the Office of the Provost)	Dr. Andrew Frank
Center for Ocean-Atmospheric Prediction Studies	Dr. Eric Chassignet
Florida State Climate Center (Joint Center with Institute of Science and Public Affairs)	Dr. Eric Chassignet
Geophysical Fluid Dynamics Institute	Dr. Kevin Speer
Institute for Cognitive Sciences	Dr. Michael Kaschak
Institute for Digital Information and Scientific Communication	Dr. Austin Mast
Institute of Molecular Biophysics	Dr. Geoffrey Strouse
Institute on Napoleon and the French Revolution	Dr. Rafe Blaufarb
Institute on World War II and the Human Experience	Dr. G. Kurt Piehler
Karst Environmental Center	Dr. Bill Hu
Middle East Center	Dr. Zeina Schlenoff
Statistical Consulting Center	Dr. Steve Ramsier
Winthrop-King Institute for Contemporary French and Francophone Studies	Dr. Martin Munro

College of Business

Carl DeSantis Center for Executive Management Education	Mr. Jeffrey Horton
FSU Real Estate Center	Ms. Yvonne Baker
Organizational Effectiveness Institute	Dr. Samantha Paustian-Underdahl
Risk Management and Insurance Center	Mr. Gabriel Carrillo

College of Communication and Information

Center for Hispanic Marketing Communication	Dr. Sindy Chapa
Communication and Early Childhood Research and Practice Center	Dr. Juliann Woods
Communication Research Center	Dr. Patrick Merle
FSU Project Management Center	Dr. Stephen McDowell
Information Use Management and Policy Institute	Dr. Marcia Mardis
Institute for Intercultural Communication and Research (Joint Institute with Student Affairs)	Drs. Stephen McDowell and Cynthia Green
L.L. Schendel Speech and Hearing Clinic	Dr. Tricia Montgomery

College of Criminology and Criminal Justice

Center for Criminology and Public Policy Research	Drs. Thomas Blomberg and George Pesta
---------------------------------------------------	---------------------------------------

College of Education, Health, and Human Sciences (Anne's College)

Center for Couple and Family Therapy	Dr. Kristen Greene
Center for Education Research in Mathematics, Engineering and Science	Dr. Sherry Southerland
Center for Integrative Nutrition and Food Research	Dr. Qinchun Rao
Center for Postsecondary Success	Dr. Shouping Hu
Center for Sport, Health and Equitable Development	Dr. Amy Kim
Center for the Study of Technology in Counseling and Career Development	Drs. Casey Dozier and Debra Osborn
Center on Better Health and Life for Underserved Populations	Dr. Penny Ralston
Florida Health Equity Research Institute	Dr. Penny Ralston
Florida State University Family Institute	Dr. Frank Fincham
FSU COACH: Interdisciplinary Center for Athletic Coaching	Dr. Timothy Baghurst
Hardee Center for Leadership and Values	Dr. Kathy Guthrie
Institute of Sports Sciences and Medicine (Joint Institute with the College of Medicine)	Dr. Michael J. Ormsbee

Institutes & Research Centers

INSTITUTE OR CENTER

DIRECTOR(S)

FAMU–FSU College of Engineering

Aero-propulsion, Mechatronics and Energy Center
 Center for Accessibility and Safety for an Aging Population
 Center for Advanced Power Systems (Joint Center with FAMU-FSU College of Engineering)
 Center for Intelligent Systems, Control and Robotics
 Center for Resilient Infrastructure and Disaster Response
 Center for Transportation and Public Safety
 Energy and Sustainability Center
 Florida Center for Advanced Aero-Propulsion
 Institute for Quantum Science and Engineering (Joint Institute with College of Arts and Sciences)

Dr. Chiang Shih
 Dr. John Sobanjo
 Dr. Roger McGinnis, Sr.

 Dr. Jonathan Clark
 Dr. Eren Erman Ozguven
 Dr. Lisa Spainhour
 Dr. Juan Ordonez
 Dr. Rajan Kumar
 Dr. Michael Shatruck

College of Entrepreneurship (Moran)

Jim Moran Institute for Global Entrepreneurship
 Retail Innovation Center

Ms. Wendy Plant
 Ms. Ann Langston

College of Fine Arts

FSU Institute for Arts and Art Therapy for the Imprisoned
 Maggie Allesee National Center for Choreography

Dr. David Gussak
 Ms. Ansje Burdick

College of Hospitality (Dedman)

International Center for Hospitality Research and Development

Dr. Woody Kim

Institute of Science and Public Affairs

Center for Economic Forecasting and Analysis
 Center for Information Management and Educational Services
 Center for Prevention and Early Intervention Policy
 Center for the Advancement of Human Rights
 Florida Conflict Resolution Consortium and FCRC Consensus Center
 Florida Resources and Environmental Analysis Center
 Florida State Climate Center (Joint Center with College of Arts and Sciences)
 John Scott Dailey Florida Institute of Government
 The Florida Center for Prevention Research

Dr. Julie Harrington
 Mrs. Amy Finley
 Dr. Mimi Graham
 Mr. Terence Coonan
 Mr. Harald Beardall
 Mr. Stephen Hodge
 Mr. David Zierden
 Mr. Jeff Hendry
 Dr. Cynthia B. Wilson

College of Law

Center for Environment, Energy, and Land Use Law
 Stoops Center for Law and Business

Dr. Erin Ryan
 Dr. Joshua Coco

College of Medicine

Autism Institute
 Center for Behavioral Health Integration
 Center for Brain Repair
 Center for Child Stress and Health
 Center for Genomics and Personalized Medicine
 Center for Global Health
 Center for Innovative Collaboration in Medicine and Law
 Center for Translational Behavioral Science
 Florida Blue Center for Rural Health Research and Policy
 Institute of Sports Sciences and Medicine (Joint Center with the College of Education, Health, and Human Sciences)
 Institute for Rare Pediatric Diseases

Dr. Amy Wetherby
 Dr. Heather Flynn
 Dr. Pradeep Bhide
 Dr. Javier Rosado
 Dr. Peter Fraser
 Dr. Charles Fleischer
 Dr. Gregory Todd
 Dr. Sylvie Naar
 Dr. M. Bryant Howren
 Dr. Michael J. Ormsbee

 Dr. Pradeep Bhide

College of Motion Picture Arts

Torchlight Center for Motion Picture Innovation and Entrepreneurship

Dr. Reb Braddock

College of Music

Center for Music of the Americas
 Center for Music Research
 Institute for Infant and Child Medical Music Therapy

Dr. Panayotis League
 Dr. Douglas Springer
 Dr. Hayne Standley

Institutes & Research Centers

INSTITUTE OR CENTER

DIRECTOR(S)

College of Nursing

Center of Population Sciences for Health Equity
Institute on Digital Health and Innovation

Tallahassee Memorial HealthCare Center for Research and Evidence-Based Practice

Drs. Frankie Wong and Eugenia Millender
Drs. Lisa Hightow-Weidman and Kathryn Muessig
Dr. Allison McHugh

College of Social Sciences and Public Policy

Center for Civic and Nonprofit Leadership
Center for Demography and Population Health
Center for Disaster Risk Policy
Civil Rights Institute
Claude Pepper Center
DeVoe L. Moore Center for the Study of Critical Issues
in Economic Policy and Government
Florida Center for Public Management
Gus A. Stavros Center for the Advancement of
Free Enterprise and Economic Education
L. Charles Hilton Center for the Study of Economic Prosperity and
Individual Opportunity
LeRoy Collins Institute
Pepper Institute on Aging and Public Policy

Dr. David Berlan
Dr. John Taylor
Dr. David Merrick
Dr. Ted Ellis
Dr. Dawn Carr
Dr. Samuel Staley

Dr. Linda Jimenez-Lopez
Dr. Joseph Calhoun

Dr. Shawn Kantor

Dr. Lonna Atkeson
Dr. Miles Taylor

College of Social Work

Center for the Study and Promotion of Communities, Families and Children
Florida Institute for Child Welfare
Institute for Justice Research and Development
Institute for Trauma and Resilience Studies

Dr. Ellen Piekalkiewicz
Dr. Lisa Magruder
Dr. Kerensa P. Lockwood
Dr. Karen Oehme

Provost, Office of the

Center for Academic and Professional Development

Center for Native American and Indigenous Studies (Joint Center with
College of Arts & Sciences)
Institute for Academic Leadership Development
Institute for Successful Longevity
Institute for Science and Public Affairs
Learning Systems Institute

Mr. William H. Lindner and Ms. Kerry McElroy
Dr. Andrew Frank

Drs. Anne Blankenship and Lawrence Abele
Dr. Zhe He
Dr. Stephen Hodge
Mr. Rabieh Razzouk

Research, Office of the Vice President for

Center for Advanced Power Systems (Joint Center with FAMU-FSU
College of Engineering)
Center for Rare Earths, Critical Minerals, and Industrial Byproducts
Florida Center for Reading Research
Florida State Climate Institute
High Performance Materials Institute

Dr. Roger McGinnis, Sr.

Dr. Munir Humayun
Dr. Nicole Patton-Terry
Dr. Eric Chassignet
Dr. Richard Liang

Student Affairs, Office of the Vice President for

Center for Fraternity and Sorority Organizational Wellness
Florida Center for Interactive Media
Institute for Intercultural Communication and Research (Joint Center
with the College of Communication and Information)

Freddy Juarez
Mr. Andrew Dennard
Drs. Stephen McDowell and Cynthia Green

Panama City Campus

FSU Panama City STEM Institute

Dr. Elizabeth Crowe

Graduate School, The

The Frederick L. Jenks Center for Intensive English Studies

Dr. Patrick Kennell

Source: Office of the Provost and Executive Vice President for Academic Affairs

University Libraries

University Libraries provide collections, resources, and services to enhance the learning, teaching, research, and service activities of Florida State University. The Libraries' collections include over 6.1 million titles, and the website offers access to 753 databases, and more than 217,765 electronic journals. Materials not available online or at the Libraries may be requested through interlibrary loan or the statewide UBorrow system, offering FSU faculty and students access to millions of books from 39 other state university and college libraries. The Library Express Delivery Service (LEDS) delivers books and articles to faculty, post-docs, graduate, teaching, and research assistants daily.

University Libraries had over 1 million visitors last fiscal year 2023-24. This visitor count is approaching pre-pandemic levels. Typically, Strozier Library, FSU's largest library, is open 140 hours each week to provide research assistance and a full range of academic support throughout the day and into the evening. Students and faculty can choose learning spaces, from the Scholars Commons' quiet Reading Room to the Starbucks coffee shop, to the collaborative buzz of the first floor Learning Commons. Library faculty offer classes and consultations to teach critical research and thinking skills. For distant learners and other off-campus library users, online research services are available, and the library staff offers outreach services across campus.

Campus libraries offer many of the same services and resources customized to complement the disciplines they serve. Libraries include Robert Manning Strozier Library (Main), Paul A. M. Dirac Science Library, Mildred and Claude Pepper Library, the FAMU-FSU College of Engineering Library, and FSU Panama City—Florida Library and Learning Center. The following are designated dean-directed libraries: Warren Allen Music Library, College of Law Legal Research Center, College of Medicine Medical Library, and the John & Mable Ringling Museum of Art Library in Sarasota, Florida. International Programs study centers in London, Florence, Valencia, and Panama also provide library services, resources, and spaces.

Libraries Collections	<u>2019-2020</u>	<u>2020-2021</u>	<u>2021-2022</u>	<u>2022-2023</u>	<u>2023-2024</u>
Print Volumes in Libraries	2,240,685	2,380,236	1,780,611	2,230,676	2,212,008
E-books	2,361,474	1,642,108	2,124,245	2,332,588	3,000,791
Databases	632	652	653	660	753
Electronic Journals	378,681	371,783	119,159*	219,732*	217,765

*New platform for counting serials resulted in a more accurate count than years past.

Public Services	<u>2019-2020</u>	<u>2020-2021</u>	<u>2021-2022</u>	<u>2022-2023</u>	<u>2023-2024</u>
Reference Transactions	17,067	17,156	17,597	15,337	50,726*
Classes Taught	897	516	343	1,151	1,214
Total Attendance at Classes Taught	13,596	9,441	10,604	17,142	21,374

*The percentage increase in transactions is due to a new reporting tool and corresponding training program for three major service points.

Financial Information	<u>2019-2020</u>	<u>2020-2021</u>	<u>2021-2022</u>	<u>2022-2023</u>	<u>2023-2024</u>
Staff Salaries (including Student Assistants)	\$9,528,089	\$9,441,254	\$9,772,293	\$10,651,808	\$11,295,800
Expenditures - Books & Related Materials	\$10,486,479	\$9,837,095	\$15,347,858	\$15,434,673	\$19,578,814
Total Library Expenditures	\$21,054,927	\$20,154,475	\$25,671,507	\$22,566,220	\$28,002,198
Library Expenditure per FTE Student	\$502.48	\$472.82	\$584.68	\$518.90	\$661.63
Library Expenditures as a Percentage of University Totals (% of E&G)	2.70%	2.92%	2.71%	2.73%	2.64%

Note: Includes Strozier, Dirac, Claude Pepper, Engineering, Law, Medicine, FSUPC, Ringling, Music, and the Heritage Museum. Does not include Republic of Panama.

Source: University Libraries Assessment Department (ACRL/IPEDS survey statistics)

Online Resource: The University Libraries' website can be accessed at: lib.fsu.edu

Florida State University Buildings - Some Facts

Buildings of Florida State University Some History, Some Facts, Some Descriptions

Many buildings on campus remain today from the pre-Florida State University era; however, none are still standing from the nineteenth century. The current university is built from a core of buildings that remain from the years of the Florida State College for Women. The oldest building on campus, Bryan Hall, was built during the days of the Florida Female College, immediately prior to the FSCW designation.

Bryan Hall

Bryan Hall, the oldest existing structure on the Florida State University campus, was originally built in 1908 and named in honor of United States Senator William James Bryan. The building served as a residence hall until 1969 when a fire in the Westcott Building forced administrators to seek office space in Bryan Hall. Although some offices later returned to Westcott, others remained until the construction of the University Center made the hall available for restoration as a residence hall. The two-year renovation project was completed in January 1997 and the building was opened again as a residence hall in August 1997.

Westcott Building

The Westcott Building and Westcott Auditorium were constructed in 1909 and occupied in 1911. Westcott was known as the Administration Building until 1936 when it was officially named the James D. Westcott, Jr. Memorial Building by the Board of Control, the governing body of higher education in Florida at the time. James D. Westcott, Jr. was born in Tallahassee in 1893 and served the State of Florida as Attorney General and as a Supreme Court Justice. The Westcott Building burned in 1969, and when it was renovated, the fourth floor, previously an attic, was added as regular office space. In 1971, the Westcott Auditorium was named the Ruby Diamond Auditorium after Miss Ruby Diamond who attended Florida State College for Women and later became a benefactor of the University. In 2008, the auditorium was closed for renovation. It reopened in October of 2010 as the Ruby Diamond Concert Hall.

Reynolds Hall

Reynolds Hall was constructed in 1913 and named for Melissa E. Cochrane Reynolds, the first Lady Principal of The Florida State College for Women. Reynolds Hall was one of five historic residence halls to be renovated in a multi-million dollar project. During the renovation, the historical and aesthetic value of the building was preserved, in addition to providing up-to-date comfort and safety for students. Reynolds reopened in 1996 as a residence hall.

William Johnston Building

Constructed in 1913, for over 60 years this building was known as the Dining Hall. When first constructed, it housed all the food operations including a bakery, creamery, and cannery. The eastern portion of the building, called the Suwannee Arcade, was the informal dining facility, while the western portion of the building contained two grand formal dining rooms with the President's private dining area above and between. At one time, all the dormitories and the infirmary were connected to the dining hall by a series of arcades, making it possible for students to reach the dining facilities and avoid any inclement weather. The Suwannee Arcade was restored and reopened in Spring 2006 as a student dining facility. The west wing of the Johnston Building was renovated and reopened in fall 2011. The building was named in the early 1980s for William H. Johnston.

Broward Hall

Broward Hall was constructed in 1917 and is one of the oldest residence halls on campus. It was named for Napoleon Bonaparte Broward, the 19th governor of Florida from 1905 to 1909, during whose term the Buckman Act reorganized higher education in the state and designated the Tallahassee school as the Florida State College for Women. Broward Hall was reopened in August 1998 as a coeducational hall after being closed for two years of renovation.

Criminology and Criminal Justice Building

This building was constructed in 1918 and is one of the last remaining classroom buildings on campus from the pre-FSU era. After serving as the home to Education programs for its early years, it was known simply as the Psychology Building until the university's sesquicentennial celebration in 2001, when it was named in honor of Francis Eppes, a seven-term Tallahassee mayor and grandson of U.S. President Thomas Jefferson. In 2008, the Psychology Department moved to its new building on the west side of campus. Eppes Hall was fully renovated in 2012 and became the home to the College of Criminology and Criminal Justice in 2013. In 2021, Francis W. Eppes' name was removed from the College of Criminology and Criminal Justice Building.

Regional Rehabilitation Center

This building was originally constructed in 1919 as the College Infirmary. As the College and Tallahassee grew, its role changed from student hospital to campus clinic, and is remembered as the Clinic Building. In 1966, a new student health center was built and the Clinic was given to various departments for use as office space. In the mid-1970s, the building was renovated, and the back half of the building, with its connecting arcade, was demolished. In June of 2012, the Regional Rehabilitation Center was demolished and was replaced in the fall of 2013 by the Honors, Scholars, and Fellows House.

Florida State University Buildings - Some Facts

Jennie Murphree Hall

This building was constructed in 1921 and was a women's dormitory until 2015. The hall was named for Mrs. Jennie Murphree, a native of Tallahassee and the wife of Albert A. Murphree, the first president of Florida Female College. Today, the beauty of the Jacobean Revival architecture remains intact while the interior boasts state-of-the-art systems. The building was renovated in 1993, and became coeducational in 2015.

Dodd Hall

Dodd Hall was constructed in 1923. It was the library for FSCW and then FSU until 1956 when a new modern library was constructed. It is named for William George Dodd who joined the faculty of Florida State College for Women in 1910, became the head of the Department of English and went on to serve as the Dean of the College of Arts and Sciences for Florida State University. In 1982 the main library portion of the building was renovated and named the Pepper Library in honor of Claude and Mildred Pepper. The library has since been relocated to the Claude Pepper Center, and replaced by the Werkmeister Reading Room. In 1993, the Dodd Hall Auditorium was added to the building. Inscribed over the entrance to Dodd Hall in gold letters is "The Half of Knowledge, is to Know Where to Find Knowledge."

Gilchrist Hall

Gilchrist Hall was constructed in 1925 and named after Albert Waller Gilchrist, the 20th governor of Florida, who gave unwavering support to the Florida State College for Women as a state agency. Its gabled terra cotta roof, Gothic stonework and gently curved entrance clearly recall medieval monastic architecture. This collection is reflected in the hall's main lounge, which features an intricately carved fireplace, dark multi-toned tile flooring, and grapevine motif doorway moldings. In August, 1998, Gilchrist reopened as a coeducational hall, after being closed for two years of renovation.

Williams Building

This building was constructed in 1926. It was known as the History Building until 1963 when it was named in honor of Arthur Williams. Dr. Williams, historian and Bible scholar, was the only vice president that Florida State College for Women ever had. Conradi Auditorium, located in a wing of this building, is named for Augusta Conradi, wife of Dr. Edward Conradi who served as President of Florida State College for Women for 32 years. In 2001, extensive renovation of the Williams Building was completed. While the renovation resolved many of the building's notable design quirks, its historical appearance was maintained.

Montgomery Gym

This building, constructed in 1938 as the physical education facility of Florida State College for Women, contains a heated indoor swimming pool, basketball court, and at the time of its completion, a bowling alley. The facility has been the home of the synchronized swimming team, The Tarpons, since its beginning. The bowling alley no longer exists but the pool, renovated in the mid-1980s, still is in operation. The building was named for Dr. Katherine Williams Montgomery, Miss Katie, as she was known to all, a 1918 graduate of FSCW. In 1920 she became an instructor of Physical Education at the College and in 1923 was named director of Physical Education. Dr. Montgomery died on October 1, 1958-the day she was to have retired officially from her duties at the Florida State University. In early 2004, major renovations to Montgomery Gym were completed.

Longmire Building

This building was constructed in 1938 and was known for many years as the Alumni Building. It was originally constructed as a dormitory/hotel for visitors and returning alumni. The building had a working kitchen in the basement, with a large dining room and small parlor. The large dining room and parlor were used as reception rooms by the Alumni Association. The building was named for Miss Rowena Longmire. Miss Longmire was an English professor and also served as faculty advisor to the Alumni Association of FSCW, and in 1917 was president of the Alumni Association.

Landis Hall

Landis Hall was completed in 1939 and was originally designated as a Seniors Hall. The building later became a coed facility. Landis Hall was named for Cary D. Landis, who was an Attorney General during the 1930s. The dormitory was renovated and reopened in fall 2006. Landis Hall sits at the south end of the courtyard known as Landis Green, with Stroz Library situated at the other end. Landis Hall is home to the FSU Honors Community. To celebrate Heritage Day in 2005, the Landis Green Legacy Fountain was unveiled. The fountain commemorates the history of the university with three sculptures representing the era between 1915-1947 and three depicting present day life on campus.

Source: Special reports; University Housing Office; Physical Plant Office

Online Resources: The University Housing Office's website can be accessed online at: housing.fsu.edu

FSU Facilities Design and Construction can be accessed online at: facilities.fsu.edu/depts/designConstr/

FSU Buildings - Gross Square Feet and Number of Rooms

This listing of buildings contains all buildings owned or leased by Florida State University as of April 2025.

Code	Building Name	Sq. Ft.	Rms	Code	Building Name	Sq. Ft.	Rms	Code	Building Name	Sq. Ft.	Rms
Site 1	Main Campus	12,066,420	33,647	0135	Sandels Building	70,031	258	4001	COM - Thrasher Building	156,631	617
0001	Westcott Building	155,315	650	0141	Einstein Brothers Bagels	1,988	9	4002	COM - Research Building	147,789	445
0002	Diffenbaugh Building	97,489	342	0146	Kasha Laboratory	50,802	182	4003	COM - Peaden Auditorium	8,164	10
0003	Williams Building	70,962	283	0195	Oglesby Union - Moore Aud.	12,536	27	4004	Psychology Dept. Building	179,408	715
0004	Dodd Hall	54,338	235	0202	Law-Hobby-Harrison/Cawthon	2,330	12	4005	Psychology Dept. Auditorium	7,539	13
0005	Criminology & Criminal Justice	28,752	151	0203	Law - Caldwell (V. Gr.)	5,185	24	4006	Parking Garage #3 - Spirit Way	520,885	48
0006	Kellogg Building	47,793	227	0204	Law - Damon (V. Gr.)	3,678	25	4007	King Life Science Building	181,078	492
0007	Fine Arts Building	122,055	273	0205	Law - Ausley (V. Gr.)	3,665	21	4008	Chemical Science Laboratories	169,308	616
0008	Bellamy Building	157,913	677	0220	Bus Stop - Northside Acad.Way	84	1	4009	Classroom Building (HCB)	106,533	135
0009	Biomedical Research Facility	58,147	208	0223	University Center - Bldg. A	251,758	1,064	4010	EOAS Building	143,390	468
0010	Turnbull Conference Center	73,299	149	0224	University Center - Bldg. B	83,457	226	4011	Dunlap Success Center	48,914	208
0011	Shaw Building (Main Campus)	24,635	122	0225	University Center - Bldg. C	264,531	852	4012	President's House	16,092	80
0012	Jennie Murphree Hall	74,991	286	0226	University Center - Bldg. D	212,336	584	4013	Satellite Utilities Plant 2	7,921	2
0013	Reynolds Hall	71,650	249	0237	Central Utilities Plant Storage	290	1	4014	Parking Garage #4 - Call St	295,730	33
0014	Bryan Hall	36,795	141	0238	Central Utilities Plant Fuel Pump	100	1	4016	Special Events Storage	1,170	3
0015	Broward Hall	38,001	154	0240	Marching Chiefs Tower & Field	250	1	4018	New Student Union	243,607	363
0016	Gilchrist Hall	65,701	245	0249	Zone A Maintenance	1,666	14	4020	Wildwood Halls 1	80,257	321
0017	Johnston Building	181,329	435	0254	Sports Clubs Fields Facility	2,763	9	4021	Wildwood Halls 2	80,105	318
0019	Shores Building	53,006	167	0255	Westcott Welcome Center	154	3	4022	Traditions Hall	125,708	370
0020	Dirac Science Library	109,662	344	0258	Gate Control Booth-Univ. Ctr C	51	1	4023	DeGraff Hall East	85,751	332
0023	Rovetta - Building A	67,518	219	0260	Askew Student Life Center	60,944	244	4024	DeGraff Hall West	84,102	326
0025	Montgomery	94,628	237	0292	Flammable Storage	255	1	4025	Parking Garage #5 - St. Augustine	279,863	34
0026	Leach Center	140,990	173	0293	Hazardous Waste Facility	1,327	5	4027	Alpha Delta Pi Pavilion	563	1
0028	Thagard Building	44,919	234	0294	Hecht House	16,731	87	4028	Parking Garage #6 - W Pensacola	332,934	73
0030	Central Utilities Plant	23,737	45	0375	Bus Stop - Academic Way	271	1	4029	Honors, Scholars & Fellows	40,536	133
0032	Law - Roberts Hall	72,869	155	0378	Parking Garage #2 - Traditions	236,577	23	4030	Coburn Wellness Center	176,828	618
0033	Satellite Utilities Plant 1	5,940	2	0379	Student Services Building	51,130	204	4031	The Globe	42,434	158
0035	Hoffman Teaching Lab	72,344	129	0385	Soccer/Softball Building	18,184	74	4033	Child Development Center	16,514	73
0036	Rogers Building (OSB)	54,794	259	0386	Soccer/Softball Concessions	794	3	4034	Bill's Bookstore	12,005	34
0037	Fisher Lecture Hall	10,194	40	0387	Soccer/Softball Restrooms	1,012	2	4035	109 S Copeland (Tea Room Bldg.)	8,020	16
0038	Dittmer Chemistry Lab	144,881	605	0388	Soccer/Softball Ticket/Security	348	2	4040	Law School Advocacy Center	55,018	223
0039	Biology Unit I	80,795	271	0389	Softball Batting Cage	14,469	8	4041	Warren Building	36,969	227
0040	Duxbury Hall	65,833	205	0390	Soccer Pressbox/Seats	777	6	4042	Winchester Building	21,518	113
0041	Keen Building	81,056	267	0391	Softball Pressbox & Seating	776	6	4060	Dorman Hall	109,305	959
0042	Collins Research Building	53,549	137	0392	Softball Home Dugout	448	2	4061	Deviney Hall	105,173	941
0044	Rogers Hall	66,127	177	0393	Softball Visitors Dugout	448	2	4062	Azalea Hall	130,196	1012
0045	Richards Building	26,060	51	0394	Stavros Center	5,526	39	4063	Magnolia Hall	112,637	1020
0046	Salley Hall	125,176	631	0431	Mendenhall Maintenance Annex	1,178	9	4076	Tanner Equipment Shed	1,474	1
0047	Law Research Center (Library)	56,891	97	0435	Bus Stop - Chieftan Way	271	1	4077	Maintenance Gas Pumps	900	1
0048	Rotunda - College Of Law	20,273	58	0436	Theatre (Fine Arts) Annex	15,805	78	4078	Maintenance Shed 1	780	1
0049	Dodd Lecture Hall	12,329	29	0438	Art Teaching Labs	6,675	24	4079	Maintenance Shed 2	832	1
0050	Stone Building	126,189	454	0443	Marriage And Family Clinic	2,362	15	4080	Maintenance Shed 3	1,023	1
0052	Rovetta Building B	74,705	229	0454	Library Technical Services	14,575	21	4088	Civic Center Bat House	15	1
0054	Housewright Music Building	107,320	286	0456	Howser Ticket & Concession	3,177	17	4090	Dunlap Practice Facility	106,985	40
0055	Carothers Hall	68,221	301	0457	Howser Batting Tunnel	9,399	1	4091	Practice Fields Tower	36	1
0057	Pepper Building	43,121	120	0458	Howser Grounds Maintenance	1,492	3	4093	Sand Volleyball Bldg.	826	6
0070	Parking Garage #1 - Woodward	304,921	134	0459	Howser North Gate	265	1	4095	Track Storage Facility	1,159	3
0072	Longmire Building	39,233	171	0465	Alumni Center Facility	20,940	74	4104	Psychology-COM Utility Bldg.	794	1
0074	Landis Hall	106,835	383	0467	FDLE Mail Facility	11,152	13	4114	Kemper Lab (OGZEB)	2,576	14
0075	McCollum Hall	87,574	593	0469	Postal and Receiving	14,532	24	4130	Wellness Parking Booth	26	1
0076	Tanner Hall	26,276	102	0470	The Lab - Building A	5,871	20	4190	Vending Hut - Union	320	2
0077	Mendenhall Building A	84,663	207	0471	The Lab - Building B	2,914	7	4191	Vending Hut - Chieftan Way	173	2
0078	Mendenhall Building B	17,523	44	0476	State Storage Warehouse	16,872	21	4192	Vending Hut - Salley	734	3
0079	Speicher Tennis Center	10,290	26	0478	Master Craftsman Studio	5,393	22	4193	Kiosk - Murphree & Call	131	1
0085	Cawthon Hall	93,987	320	0480	Motor Pool Gas Pumps Cover	1,036	1	4223	Gamet-N-Go	1,806	9
0086	Pearl Tyner Welcome Center	4,739	32	0485	Bus Stop - Stadium Dr	962	1	4225	Bus Stop - University Center	942	1
0089	Kuersteiner Music Building	91,889	404	0486	M.L.Track Restrooms	1,852	5	4240	Whitcomb Facility (Band)	1,347	3
0091	Mcintosh Track & Field Bldg.	21,231	106	0488	Seminole Café Restaurant	19,055	34	4241	Campus Garden Shed	65	1
0100	Campbell Stadium	592,320	514	0490	Warehouse 3 - Labor & Const.	13,452	15	4242	Campus Garden Pavilion	551	1
0113	Carraway Building	41,428	111	0491	Warehouse 4 - Parking Services	8,280	23	4249	Zone A Maintenance Storage	230	1
0114	Engineering Lab Building	9,476	36	0495	Ragans Hall 1 (A)	52,515	298	4255	Greene-Lewis House	4,611	18
0115	Howser Stadium	75,788	145	0496	Ragans Hall 2 (B)	50,362	246	4385	Soccer Storage Facility	120	1
0116	Love Building	101,107	388	0497	Ragans Hall 3 (C)	51,462	293	4386	Soccer & Softball Storage Facility	120	1
0117	Haskin Circus Complex	6,072	15	0498	Ragans Hall 4 (D)	52,512	295	4392	Softball Shade Structure	4,673	1
0120	Track Storage & Restrooms	1,153	8	0499	Heritage Tower	4	1	4433	Black Student Union	7,248	36
0121	Harpe-Johnson Building	20,595	81	0819	Basketball Training Facility	55,995	136	4446	Westside Courts Pavilion	1,574	4
0122	Track Press Box and Bleachers	257	3	0945	Stadium Place - Training Center	11,000	37	4490	Labor & Construction Storage	676	1
0132	Tully Gym	91,893	179	2022	The Clock Building	47,162	132	4501	Recycling Ctr.- Bldg. 1	19,555	29
0134	Strozier Library	229,492	426	4000	Cage Wash Facility	11,081	33	4502	Recycling Ctr.- Bldg. 2	4,682	27

FSU Buildings - Gross Square Feet and Number of Rooms

Code	Building Name	Sq. Ft.	Rms	Code	Building Name	Sq. Ft.	Rms	Code	Building Name	Sq. Ft.	Rms
4503	Recycling Ctr.- Bldg. 3	2,551	8	Site 8	Southwest Campus	268,976	569	1012	P.C. - Bland Conference Ctr.	4,268	10
4504	Recycling Ctr.- Bldg. 4	4,150	11	0018	Public Broadcast Center	53,013	170	1014	P.C. - Admin. Services Ctr.	19,830	57
4505	Warehouse Facilities	8,671	11	0056	Opera Scene Shop	7,355	6	1015	P.C. - Holley Academic Ctr.	111,139	254
4546	Tucker Civic Center	487,359	709	0059	Golf Course - Restroom	149	2	Site 12	Bellevue	106,594	297
4966	525 W Park (W Park Apts)	3,303	6	0061	Storage Bldg. - Mag Lab	4,941	2	4500	Carnaghi Arts Building	105,560	293
4967	529 W Park (W Park Apts)	1,989	4	0062	Middleton Golf Center	29,725	96	4551	Carnaghi Arts Building A	421	2
4968	531-533 W Park (W Park Apts)	2,606	4	0063	Golf Course - Maintenance	5,539	9	4552	Carnaghi Arts Building B	421	1
4969	609 W Tenn St	4,087	1	0088	Nursery - Grounds Greenhouse	3,145	1	4553	Carnaghi Arts Building C	192	1
4974	UPS Store	3,928	8	0157	Alumni Village Facilities Supp.	12,845	24	Site 13	Ridgeway	78,634	353
4985	Osceola Duplex/Seminole Barber	1,888	19	0169	FSU Police Department Unit 3	7,157	28	8050	FHP Academy	43,564	126
Site 2	FSU Ball Marine Laboratory	36,059	158	0170	Alumni Village Maint. Shed	1,907	2	8051	FHP Dorm	24,159	176
0262	Marine Lab-Graduate Office	1,338	12	0295	Warehouse - Property Records 1	7,051	12	8052	FSU COM Primary Health	9,986	50
0405	Marine Lab-Caretaker Residence	2,176	17	0297	Warehouse - Property Records 2	6,910	2	8053	Primary Health Porte-Cochere	925	1
0406	Marine Lab-Shop-Dive Program	2,396	10	0298	Warehouse - Housing Storage 1	7,030	8	Site 16	Kleman Plaza	39,169	99
0407	Marine Lab-Classroom/Lab	2,416	9	0300	Warehouse - Housing Storage 2	7,079	1	2000	Challenger Learning Center	39,169	99
0408	Marine Lab-Main Lab Building	8,573	33	0329	FSU Police Department Unit 1	1,535	6	Site 17	FAMU/FSU Engineering	227,327	595
0409	Marine Lab-Dorm 1 and 2	1,088	9	0330	FSU Police Department Unit 2	2,413	17	0527	FAMU/FSU Engin. Bldg. B	99,755	281
0410	Marine Lab-Dorm 4 and 5	750	8	0364	Nursery - Screened Greenhouse	1,701	1	0577	FAMU/FSU Engin. Bldg. A	126,641	311
0411	Marine Lab-Well House	101	1	0365	Nursery - Plant Storage	2,640	1	5045	Engineering - Shed 1	451	1
0412	Marine Lab-Generator Building	216	1	0368	Nursery - Wireshed Storage	169	1	5417	Engineering - Portable 1	280	1
0462	Marine Lab-Admin Building	5,681	33	0370	Warehouse - Weatherly Facility	4,080	3	5418	Engineering - Portable 2	200	1
2200	Marine Lab-Fuel Pump Canopy	276	1	0371	Nursery - Carport	370	1	Site 18	Innovation Park	936,942	2,809
2201	Marine Lab-Storage - SATS	61	1	0373	Golf Course - Practice Lab	1,884	6	0022	Mag Lab - General Science	201,654	607
2202	Marine Lab-Carpenter Shop	413	1	0383	Nursery - Bldg 2 - Purple	116	1	0069	Mag Lab - DC Magnet Bldg	98,962	91
2203	Marine Lab-Flammable Storage	112	1	0384	Nursery - Bldg 3 - Fertilizer Sto.	66	1	0269	Mag Lab - NMR Building	29,941	79
2204	Marine Lab-Facilities	193	1	0395	Nursery - Bldg 4 - Equipment	100	1	0380	NW Regional Data Center	23,952	47
2205	Marine Lab-Marine Operations	138	1	0434	Nursery - Office - Trailer	708	5	0804	Sliger Bldg - Fuqua Research	40,521	145
2206	Marine Lab-Potable Water Chlor.	53	1	0492	Warehouse - Business Services	8,055	11	0805	Morgan Bldg. - Fuqua Research	36,498	124
2208	Marine Lab-Scientific Water Well	78	1	0493	Warehouse - Surplus	6,356	1	0813	Johnson Bldg. - Fuqua Research	41,807	132
2209	Marine Lab-Storage, Zoological	84	1	8001	IM Fields Control	6,321	22	0814	I.P. - Shaw (Frank) Building	42,111	130
2210	Marine Lab-Walk-in Freezer 1	105	1	8002	IM Fields Maintenance	6,950	15	0824	Research Foundation Bldg. A	84,331	294
2211	Marine Lab-Storage Grubbs	121	1	8003	IM Fields Softball Complex	4,313	21	0825	Research Foundation Bldg. B	85,280	406
2212	Marine Lab-Sea Water Tower	200	1	8004	IM Fields Recreation Sportsplex	7,012	25	0826	MVDC Transformer Bldg.	1,215	1
2213	Marine Lab-Walk-in Freezer 2	105	1	8008	Morcom Aquatics Center	8,372	38	0827	CAPS Medium Voltage Lab	3,721	1
2215	Marine Lab-Storage - Faculty	710	5	8009	Morcom Mechanical Bldg.	2,457	6	0828	CAPS Dielectrics Research	26,703	29
2216	Marine Lab-Open Air Classroom	600	1	8010	Multi-Purpose Education Facil.	47,238	15	0833	Phipps Building	17,270	26
2217	Marine Lab-Conditioned Storage	792	1	8018	WFSU-TV Transmitter	466	1	0849	CAPS High-Bay Lab	5,215	2
2218	Marine Lab-Storage - Sea Water	201	1	8020	FSUPD Storage Building	823	1	0854	Materials Research Building	50,238	121
2219	Marine Lab-Boat Storage	2,084	1	8060	Golf Course - Storage	93	1	0855	AME Building	61,726	131
2220	Marine Lab-Wet Table Pavilion	369	1	8061	Golf Course - Fuel Storage	66	1	0856	AME Utilities Building	5,165	8
2222	Marine Lab-Bridge Hatchery GH	1,509	1	8062	Golf Course - Fertilizer Storage	66	1	0860	Technology Services Building	80,632	435
2223	Marine Lab-Hatchery GH	3,120	1	8063	Golf Course - Pump House	679	2	Site 19	Gadsden County (Critchfield)	13,585	58
Site 4	Alligator Point	3,469	13	8088	Nursery - Bat House	81	1	0466	Critchfield Hall (Recording)	13,585	58
0093	Alligator Pt. - Storage	1,264	1	Site 9	Sarasota Ringling Museum	542,730	1,221	Site 21	Downtown	44,212	91
0101	Alligator Pt. - President's Cottage	2,205	12	0450	Ringling-Ctr. - Performing Arts	105,359	348	2021	Jim Moran Building	24,150	90
Site 5	Mission Road Station	17,026	59	9001	Ringling-Art Museum	114,190	139	2023	Plaza Tower Condos	20,062	1
0230	Mission Road - New Greenhouse	2,188	4	9002	Ringling-Ca'd'Zan	27,178	146	Site 27	U.S. Forest	1,869	4
0366	Mission Road - Greenhouse	5,320	3	9003	Ringling-Circus Museum	35,292	32	0449	ETV Transmitter Building 2	1,869	4
0367	Mission Road - Main House	7,232	42	9004	Ringling-Grounds Shed	5,871	12	Site 41	Commonwealth Blvd (NW)	91,927	312
3367	Mission Road - Aviary	960	9	9005	Ringling-Caretaker's House	2,804	13	3401	FSURF Entrepreneurial Bldg.	38,823	102
3368	Mission Road - Pole Barn	1,326	1	9006	Ringling-North Gatehouse	814	3	3402	Research Complex	19,383	110
Site 7	FSU Lakefront Park	25,600	99	9007	Ringling-Pumphouse	639	1	3403	Maryland Building	33,721	100
0277	Lakefront Gate House	80	1	9010	Ringling-West Wing	48,089	110	Site 42	North Campus	26,498	104
0278	Lakefront Caretaker's Residence	1,143	9	9014	Ringling-Pumphouse #2	450	1	3801	Facility for Arts Research	26,498	104
0279	Lakefront Storage - Cabin 6	591	1	9018	Ringling-Utilities Plant	6,341	6	Site 43	Riggins	4,948	28
0280	Lakefront Administration Bldg	2,131	16	9019	Ringling-Visitor's Pavilion	54,188	149	7402	Nursing Healthcare Practice	4,948	28
0281	Lakefront Waterfront & Ops	3,377	17	9020	Ringling-Tibbals Learning Ctr.	60,921	89	Site 44	Phillips	31,281	161
0282	Lakefront Conf. Ctr. - Cabin 4	5,971	22	9021	Ringling-Johnson-Blalock Ctr.	70,123	138	7401	FSU Health - Phillips Rd.	31,281	161
0283	Lakefront Dock Cover	957	1	9022	Ringling-Facilities Office	2,454	12	Site 45	Regal Theater	54,048	66
0284	Lakefront Recreation Building	4,014	8	9023	Ringling-Pumphouse #3	56	1	7403	Regal	54,048	66
0285	Lakefront Staff Res. - Cabin 5	591	5	9024	Ringling-Bolger Playspace 3-LV	300	2	Site 67	Immokalee	39,817	172
0286	Lakefront Dorm - Cabin 6	1,197	4	9025	Ringling-Bolger Playspace TP	100	1	2600	COM Collier (Immokalee) Clin.	39,817	172
0287	Lakefront Dorm - Cabin 7	1,197	5	9026	Ringling-Tea House	420	4				
0288	Lakefront Boat House	1,640	3	9028	Ringling-Warehouse	7,141	14				
0289	Lakefront Storage - Cabin 7	591	1	Site 10	Panama City Branch Campus	236,512	612				
7016	Lakefront Renegade Pavilion	200	1	1004	P.C. - Tractor Storage	238	1				
7017	Lakefront Large Pole Shed	1,600	1	1005	P.C. - Barron Bldg.	39,853	109		University Total Square Feet	14,893,648	
7018	Lakefront Gold Pavilion	100	1	1006	P.C. - Office Bldg. (B North)	12,526	62		University Total Rooms	41,527	
7019	Lakefront Chickee	50	1	1007	P.C. - Tech. Bldg (B South)	27,256	72				
7020	Lakefront Garnet Pavilion	50	1	1008	P.C. - Bay Building (Bldg. C)	14,456	30				
7021	Lakefront Covered Shed/Parking	120	1	1009	P.C. - Auditorium	6,946	17				

Source: FSU Facilities Department

Source: FSU Facilities Department

Florida State University Site and Acreage Holdings

Florida State University Sites

<u>Site Code</u>	<u>County</u>	<u>Name of Site</u>	<u>Gross Square Ft.</u>	<u>Buildings Owned*</u>	<u>Rooms</u>	<u>Acres Owned**</u>
1	Leon	Main Campus	12,066,420	216	33,647	487.1
2	Franklin	FSU Ball Marine Laboratory	36,059	32	158	82.0
3	Leon	Cascade Lake	0	0	0	79.4
4	Franklin	Alligator Point	3,469	2	13	23.5
5	Leon	Mission Road Station	17,026	5	59	13.7
6	Leon	Plant Street	0	0	0	1.0
7	Leon	FSU Lakefront Park	25,600	19	99	58.9
8	Leon	Southwest Campus	268,976	42	569	599.2
9	Sarasota	Sarasota Ringling Museum	542,730	20	1,221	60.9
10	Bay	PC Branch Campus	236,512	9	612	25.6
12	Leon	Bellevue	106,594	4	297	15.3
13	Leon	Ridgeway	78,634	4	353	2.8
16	Leon	Kleman Plaza	39,169	1	99	0.9
17	Leon	FAMU/FSU Engin.	227,327	5	595	22.2
18	Leon	Innovation Park	936,942	19	2,809	129.3
19	Gadsden	Gadsden County (Critchfield Hall)	13,585	1	58	2.0
20	Leon	Southwood (FSU Research School)	0	0	0	50.4
21	Leon	Downtown	44,212	2	91	1.0
23	Leon	Heritage Grove	0	0	0	37.6
27	Leon	WFSU TV Tower	1,869	1	4	1.0
28	Bay	Lynn Haven	0	0	0	40.0
41	Leon	Northwest Campus (Commonwealth Blvd)	91,927	3	309	13.8
42	Leon	North Campus	26,498	1	104	5.0
43	Leon	Riggins	4,948	1	28	0.2
44	Leon	Phillips	31,281	1	161	4.9
45	Leon	Regal Theater	54,048	1	66	5.9
67	Collier	Immokalee	39,817	1	172	9.4
80	Leon	Regional Retention Facility	0	0	0	37.3
Total			14,893,643	390	41,524	1,810.3

*Buildings owned include facilities that University holds a long-term lease or managed by the University.

**Acres owned include land which is leased long-term and managed by the University.

Other Official University Academic Sites

<u>Site Code</u>	<u>County</u>	<u>Name of Site</u>	<u>Country</u>
30	Non-USA	Panama City (Panama) Study Center	Republic of Panama
31	Non-USA	Florence Study Center	Italy
32	Non-USA	London Study Center	England (UK)
33	Non-USA	Valencia Study Center	Spain
34	Non-USA	Cern International Laboratory	Switzerland
43	Leon	Riggins	USA
50	Palm Beach	West Palm	USA
51	Non-Fla	Los Alamos National Laboratory	USA
61	Volusia	Daytona Beach Regional Campus	USA
62	St. Lucie	Fort Pierce Regional Campus	USA
63	Orange	Orlando Regional Campus	USA
64	Escambia	Pensacola Regional Campus	USA
65	Sarasota	Sarasota Regional Campus	USA
66	Leon	Tallahassee Regional Campus	USA
68	Jackson	Marianna Rural Training Site	USA
69	Non-Fla	Thomasville Georgia Clinical Training Site	USA
74	Leon	Tallahassee Memorial Healthcare	USA

Source: University Space Management Systems as of April 2025

Online Resource: The Florida State University Facilities' website can be accessed online at: facilities.fsu.edu

Sustainable Campus

Sustainable Campus

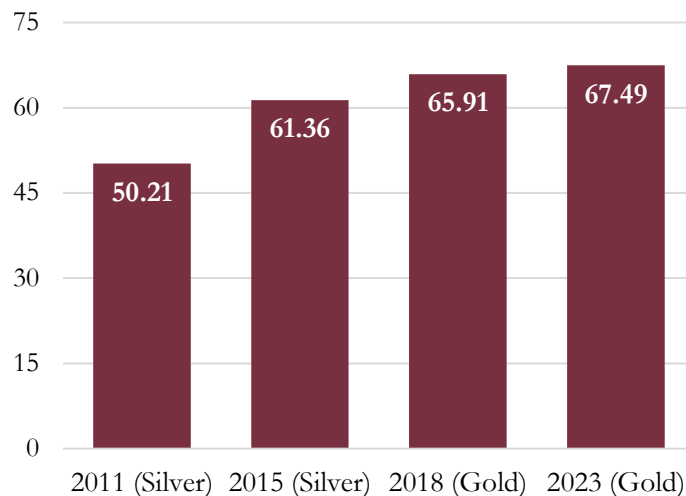
FSU Sustainable Campus aims to promote a culture of sustainable living in an open forum and to advance the practice of resource conservation at FSU and within the campus community, which in doing so enhances the university's positive impact upon the local and global environment. The program seeks to have FSU serve as a living model of sustainability, providing learning experiences that students, faculty, and staff may develop, apply, and practice at FSU and other communities.

Sustainability Highlights

The Sustainability Tracking, Assessment & Rating System™ (STARS) is a transparent, self-reporting framework for colleges and universities to measure their sustainability performance. STARS is designed to:

- Provide a framework for understanding sustainability in all sectors of higher education
- Enable meaningful comparisons over time and across institutions using a common set of measurements developed with broad participation from the international campus sustainability community
- Create incentives for continual improvement toward sustainability
- Facilitate information sharing about higher education sustainability practices and performance
- Build a strong, diverse campus sustainability community

FSU STARS Rating and Scores



Sustainability Across Campus

Since 2018, FSU has been purchasing solar power from the City of Tallahassee solar farm. The current amount of 40M KWH purchased annually accounts for approximately 26% of main campus energy consumption. FSU implemented an all-electric bus fleet consisting of 19 buses in 2020, becoming one of the first schools in the country to do so. Since 2008, FSU Design & Construction has been promoting a green building program, including LEED certification. Current certifications include 3 LEED Certified, 6 LEED Silver, 2 LEED Gold, and 9 in progress/other.

Sustainability in Academics

FSU offers 1,344 sustainability-related courses in 67 departments, across all colleges. Sustainability Fellows work in collaboration with campus and community partners to actively engage in research, propose strategies, and identify opportunities for sustainability issues. Since Spring 2020, there have been 116 Fellows working on 85 projects, with 36 partnering organizations.

Sustainable Campus Programs

Eco-Reps is an environmental advocacy cohort-style program founded in 2010. Students can join to engage with the campus community and educate all about the importance of the environment and sustainability.

Food Recovery Network's (FRN) mission is to eliminate food waste on campus and in the Tallahassee community. Since 2014, when the FSU chapter was formed, FRN has recovered over 190,000 pounds of consumable excess food from various locations around campus; the equivalent of 158,000 meals.

Garnet and Gold Goes Green (G4) is a gameday recycling program started in 2005. Student volunteers act as friendly faces while collecting recycling from fans and tailgaters to keep Doak Campbell Stadium and the Donald Tucker Civic Center clean and promote eco-friendly behavior. Since 2005, G4 has collected over 200 tons of recyclable material.

reCycle Bike is a bicycle rental program, started in 2010, offering affordable transportation and educational events for students. The complete rental package includes a refurbished bicycle, lock, helmet, basic repairs, and safety training. There are 73 bikes in the fleet.

Seminole Organic Garden is a shared space amongst organizations and individuals across campus, and it serves as a peaceful outlet for those who want to take a break from their schedule. There are 35 garden beds, including 2 ADA beds. Surplus produce is shared with the Food for Thought Pantry on campus.

Chuck It For Charity is an annual partnership between Sustainable Campus and University Housing to collect all the “stuff” that is usually left behind during student move-out after the Spring semester. The material is weighed, sorted, and redistributed to Tallahassee community agencies in support of their work and the people they help. Since 2009, 197 tons of items have been collected and donated.

Online Resource: FSU Sustainable Campus' website can be accessed at: sustainablecampus.fsu.edu

Division of Student Affairs

The Florida State University Division of Student Affairs empowers and supports all students to achieve their full potential. We believe in the power of the student experience to develop graduates who positively impact the world. The Division of Student Affairs includes the following departments:

Campus Recreation

“Find What Moves You” with Campus Recreation. The department supports members of the FSU community in their pursuit of lifelong wellness by providing a diverse array of high-quality recreational programs, services, and facilities in the Fitness, Sports, and Outdoors realms. Access to all Campus Recreation facilities is free for students. Faculty, staff, alumni, and affiliates may purchase daily access passes or recurring memberships. Two fitness facilities, the Dr. Bobby E. Leach Center and the Fitness and Movement Clinic, offer a variety of fitness and wellness services including cardiovascular and strength training, group fitness classes, and personal training. The Leach Center also has a 16-lane, 25-yard lap pool, spa and sauna, indoor jogging track, basketball and racquetball courts. Aquatics staff provides health and safety instruction, adult and youth swim lessons, and other certification programs. FSU’s Lakefront Park and Outdoor Center is a 73-acre lakefront facility located five minutes from campus where patrons can enjoy kayaking, canoeing, sailing, or stand-up paddle boarding on Lake Bradford as well as sand volleyball, disc golf, a climbing wall, and picnic pavilions. The FSU Challenge Program facilitates teambuilding and leadership development at the high and low challenge (ropes) courses. Outdoor Pursuits facilitates outdoor adventure trips around the region including backpacking, kayaking, climbing, mountain biking, and paddling. Students can play to win or play for fun in over 40 intramural (IM) sports leagues and events each year. Nearly 2,000 students participate in one of over 40 sport clubs that provide various instructional, recreational, and competitive opportunities for the more dedicated athlete. Students can also enjoy pick-up games anytime at FSU’s award-winning Rec SportsPlex outdoor sports facility, the Main Campus Fields, and Westside Courts. (campusrec.fsu.edu)

The Career Center

The Florida State University Career Center provides students and alumni with the resources and services necessary to design successful careers. With career advising, workshops, mock interviews, embedded career liaisons, recognition programs, and more, The Career Center is the go-to career resource on FSU’s campus. Students and alumni can receive help with choosing a major, researching occupations, identifying opportunities, and developing job search strategies. The Career Center offers a one-to-three-credit-hour course, SDS 3340 Introduction to Career Development, that provides students with resources to help make a successful transition to their next step. FSU students can stand out from the competition by taking advantage of the Experience Recognition Program (ERP). ERP enables students participating in an internship, research, creative experience, or significant community service engagement to earn recognition on their résumé through either a certificate or transcript notation. The Career Center connects students directly with employers through career fairs, on-campus interviewing, job shadowing, a mentorship program, and a powerful network of Florida State alumni and friends of the University from across the country. Students and alumni also have exclusive access to The Career Center’s career database, NoleNetwork, where they can apply for internships, part-time jobs, volunteer opportunities, full-time jobs, and discover other career events and opportunities. ProfessionNole Pathways allows students to earn digital badges by completing skill-based trainings and experiences addressing the nine key career competencies as defined by FSU. (career.fsu.edu)

Center for Academic Retention & Enhancement

Florida State University and the Center for Academic Retention and Enhancement (CARE) provides first-generation and other students traditionally underrepresented in higher education with services to promote their academic success, retention, and timely graduation, including general education courses, academic advising, college life coaching, financial aid and literacy advising, tutoring, a computer lab, peer mentoring, and cultural enrichment activities. CARE’s Summer Bridge Program incorporates intensive academic and social orientation to FSU during the first summer semester followed by yearly academic support and engagement that introduces the responsibilities and opportunities of college life and prepares students for personal and professional success. CARE programs and services are organized into three-unit portfolios – Student Access, Student Learning and Student Development. Student Access includes focuses on pathways to college, collaborations with K-12 partners, and assisting students with navigating financial barriers to college. Programs and services within Student Access include the Summer Bridge Program, Upward Bound Programs, and Financial Wellness advising. Student Learning focuses on academic skill-building, peer learning, learning communities, and experiential learning opportunities. Programs and services within Student Learning include FGEN Noles Living Learning Community, Illuminate Scholars and Enrichment Program, QUEST Scholars Program, Student Networks, Transitional Colloquium/ Seminar Courses, and Tutoring. Student Development supports students in understanding and navigating academic expectations for degree completion and provides intentional, case management style support to influence student success. Student Development consists of Academic Advising, College Life Coaching, Student Persistence Planning, Student Support Services Program and Unconquered Scholars Program (care.fsu.edu)

Center for Global Engagement

The Center for Global Engagement (CGE) provides immigration services and ongoing support to over 2,600 international students and family members, as well as to over 150 international scholars and faculty. The CGE also manages 45 bilateral exchange programs in 20 countries which provide FSU students with the enriching opportunity of studying in another country for one or two semesters and be totally immersed in another culture while taking classes at an international partner institution. The CGE also offers undergraduates a 12-credit Global Citizenship Certificate to help prepare students to successfully compete in a global workforce through a combination of academic classes, co-curricular activities, and a sustained international experience. The CGE also offers many opportunities for all FSU students to be actively engaged in a variety of social programs which promote interaction among international and domestic students. The CGE also hosts a monthly speaker series, Engage Your World, featuring experts in a variety of fields exploring diverse topics and global issues. (cge.fsu.edu)

Center for Leadership & Service

The Center for Leadership & Service transforms lives through leadership education, community engagement, and self-exploration, helping students develop skills and knowledge to become more effective leaders and engage responsibly with communities. To that end, we foster and sustain collaborative relationships among students, our campus, and the broader community. We envision mutually beneficial relationships in which students develop into active, civic-minded leaders who serve in ways desired by the community, and community partners are supported in their work by student leadership capacity. We offer more than 20 programs that foster opportunities to create positive, sustainable change on campus, in our communities, and around the world. Opportunities range from civic engagement initiatives to intensive weeklong leadership training, from one-time local service trips with EngageTLH to global summers of service through the Moellership Program. (thecenter.fsu.edu)

(continued on next page)

Division of Student Affairs

Counseling & Psychological Services

Counseling & Psychological Services (CAPS), a department in the Division of Student Affairs, provides counseling services and programs to help students resolve psychological issues and personal concerns that interfere with academic progress, social development, and emotional well-being. Our goal is to help students function to the best of their abilities and make the most of their years at FSU. Because student fees cover these services, there is no out-of-pocket expense for any visit for all currently enrolled FSU Students. CAPS services are provided by licensed psychologists, licensed mental health counselors, licensed clinical social workers and trainees on varying levels. These services include but are not limited to brief individual therapy, group therapy, crisis intervention, consultation, and referrals. Outreach presentations on mental-health topics and life skills are available to students, residence halls, student organizations, faculty, and staff. The CAPS sponsors RENEW (Realizing Everyone's Need for Emotional Wellness), a peer-educator student organization whose mission is the promotion of emotional health and coping skills to FSU students. Students can receive individual instructional sections by RENEW members on various topics including time management, stress management, and test anxiety. Enrolled students may initiate counseling services by walking into the CAPS during regular office hours and requesting to speak with a clinician. When meeting with a clinician at walk-in, the clinician will determine the best plan for meeting the individual student's mental health needs. In addition, students who are experiencing a mental health crisis at a time outside of the CAPS's regular office hours have the option of calling the CAPS's after-hours service at 850-644-TALK and immediately speaking with a clinician. Records of visits to the CAPS as well as after-hours crisis calls are strictly confidential and are not included in the student's University records. Confidential information will not be released to anyone without written permission unless there appears to be clear and imminent danger to the student or others. Students who are aware that they will require longer-term treatment are encouraged to plan for private care in the community before entering the University. However, if necessary, Counseling and Psychological Services staff will make referrals for ongoing treatment in the Tallahassee community. (counseling.fsu.edu)

Department of Student Support & Transitions

The primary focus of the Department of Student Support and Transitions (DSSST) is to support the academic mission of Florida State University and the Division of Student Affairs by providing services, programs, and resources for all students. Case Management Services works with students to provide emotional support, brief crisis counseling, advocacy, and identify immediate needs, making appropriate referrals to campus and community resources. Cases are monitored, as needed, to ensure individuals receive the support necessary to improve their life situation. Investigations and Assessment provides investigative services for allegations of misconduct concerning Recognized Student Organizations. The Office of Accessibility Services (OAS) collaborates with and empowers FSU students by creating accessible and inclusive learning environments. Through the provision of academic, housing and dining accommodations, testing support, facilitation of equal access to programs and services, assistive technologies, and a welcoming space for students to feel part of the FSU community, the OAS creates an environment of success. The Victim Advocate Program provides confidential advocacy to primary and secondary victims of all types of crimes. An advocate is on-call twenty-four hours a day to respond to Florida State University students, faculty, and staff who are victimized, and to any person victimized on Florida State University's campus. The services offered include emotional support, evaluation of legal or medical options, crisis intervention, instructor notification, academic support, referrals to campus and community partners, and educational programming for the campus community. The Withdrawal Services staff provides support to students and their families when a student's enrollment is unexpectedly interrupted for personal, medical, or mental health reasons, and/or other crises. (dsst.fsu.edu)

Fraternity & Sorority Life

The Department of Fraternity and Sorority Life advises and advocates for the more than 6,500 students involved with fraternities and sororities. These organizations are divided into the following governing councils: the Interfraternity Council (IFC), the Multi-cultural Greek Council (MGC), the National Pan-Hellenic Council (NPHC), and the Panhellenic Association (PHA). Fraternities and sororities at Florida State University provide students with an opportunity to establish community and build a strong support group that promotes and develops the values of scholarship, service, leadership, brotherhood/sisterhood, and belonging. These organizations have been an integral part of the holistic education, development, and engagement at FSU since 1904. (fsl.fsu.edu)

New Student and Family Programs

New Student & Family Programs welcomes and supports new students and families in their transition to the Florida State University community through innovative partnerships, dynamic programs, and helpful campus resources. We offer more than 25 orientation sessions a year, customized to the unique needs of undergraduate students and families, as well as first-year seminar courses, First Day Photos, Family Weekend, Family Connection newsletter, and other opportunities for family engagement and support. We create a welcoming and informative transition and connection to FSU for all new students and family members through New Nole orientation, campus traditions and events, and ongoing communication with families. (nsfp.fsu.edu)

The Office of Title IX

In accordance with Title IX, as a recipient of Federal financial aid, FSU does not discriminate on the basis of sex/gender in education programs and activities. The University's Title IX Coordinator/Director is responsible for overseeing the development of sexual misconduct policies, ensuring compliance with Title IX and relevant federal and state regulations, and investigating Title IX complaints alleging student sexual misconduct. The Human Resources Deputy Coordinator will oversee investigations of alleged sexual misconduct by employees and third parties. The Athletics Deputy Coordinator will accept Title IX incident reports to forward to the Title IX Director and will ensure athletics equity compliance. The FSUS Deputy Coordinator(s) will oversee investigations of alleged sexual misconduct by K-12 students. Report regarding Title IX, as well as concerns about and complaints of non-compliance (including complaints of sexual harassment, sex discrimination, or other sexual misconduct), should be submitted to report.fsu.edu. Additionally, any questions may be directed to the Title IX Director/Coordinator or a Title IX Deputy Coordinator.

Student Conduct & Community Standards

Student Conduct and Community Standards (SCCS) promotes a holistic approach to health, wellness and safety at Florida State. The mission is to promote responsible decision-making that fosters student-centered learning and accountability in alignment with community values and expectations. The staff assist students in upholding community standards as the office addresses allegations involving students who may have violated the Student and/or Student Organization Conduct Codes. The student conduct process is designed to be educational in nature and helps maintain an atmosphere within the University community that is conducive to academic pursuits. Being a member of the University community is a privilege, and the conduct process will determine if a student's conduct warrants modification of or restriction upon that privilege. The Code applies to student and organizational conduct that occurs on University premises, at University-sponsored activities, and off-campus as determined by the Student Conduct Authority. SCCS maintains Student Conduct records and students work with the office to certify their records with future graduate schools and potential employers. The department offers student leadership opportunities through peer involvement with the Student Conduct Board, and through workshop presentations for students who wish to learn more about and apply ethical decision making in their daily lives. The goals of SCCS include community wellbeing: empowering students to value and contribute to an environment which fosters a sense of wellness and belonging; student learning: developing students' ability to critically evaluate choices and personal values and apply their reflections to future decision-making; and accountability: encouraging students to acknowledge their behaviors and recognize when they do not align with their values or with university expectations. (sccs.fsu.edu)

Division of Student Affairs

Student Engagement

The Department of Student Engagement cultivates tailored student experiences that support students' voice, belonging, and learning. Comprised of four units, Student Organization & Involvement (SOI), Student Agencies and Institutes (SAI), Student Governance and Advocacy (SG&A), and the Congress of Graduate Students (COGS), our goal is to provide pathways that allow students to connect, belong, evolve, and make an impact on the world. The Office of Student Organizations & Involvement (SOI) believes student involvement outside of the classroom contributes to important learning gains and a well-rounded college experience to prepare students for life after graduation. Students are invited to join over 650 student organizations and get involved in the Florida State University community. The SOI office serves as a catalyst to engage and involve students. The Student Government Association (SGA) and the Congress of Graduate Students (COGS) serve as the students' voice and provide leadership and accountability to constituents. All students are members of SGA, and hundreds serve in elected and appointed positions. SGA focuses on leadership and identity development, belonging and inclusion, civic engagement and participation, financial responsibility and stewardship, and supporting traditions, initiatives, and communities that benefit the student body. SGA annually allocates approximately \$14 million of Activity and Service (A&S) fees to fully or partially fund activities of the student senate, the executive branch, and numerous student organizations and University units. Most events on campus are free to FSU students. The Congress of Graduate Students (COGS) is an elected body of all post-baccalaureate, graduate, professional and doctoral students at the University. COGS is a unified voice and advocate for all graduate related matters. It also offers travel grants to graduate students, funds graduate organizations, and sponsors a variety of programs and services for students. Whether attending WelcomeFSU activities leading into the start of each semester; connecting with peers at Market Wednesday; participating in traditions like Homecoming; giving back to the community through Dance Marathon, Relay for Life, or the Big Event; or becoming a student leader and participating in SGA, the Department of Student Engagement provides opportunities for every student to connect and find community at FSU. (sga.fsu.edu & nolecentral.dsa.fsu.edu)

Student Union

The FSU Union operates as a student-centered organization that includes students in shared decision making and holistic development through employment and involvement; advocates student learning of ethnic community, fosters respect, and affirms the identities of all individuals; educates students in leadership and social responsibility and offers firsthand experiences in global citizenship; and provides gathering spaces to encourage formal and informal community interactions that build meaningful relationships. The Union cultivates high impact experiences, experiential learning, and participation in FSU campus life traditions that enhance student engagement and a sense of belonging. The Union department consists of the Art Center and Frame Shop; Campus Event Services; Information Desk and Lost & Found; Crenshaw Lanes Bowling, Billiards and Pro shop; Flying High Circus; Askew Student Life Center Union Productions, and Club Down Under. The FSU Flying High Circus is one of only two student run collegiate circuses in the country. The circus offers a unique student experience that provides for team building, skill acquisition and performance opportunities, intentional education and community building as well as supporting University town & gown relationships. The Union facilities include Askew Student Life Center (ASLC), Haskin Circus Complex, the new Student Union building (SUB), Moore Auditorium, and the Student Services Building (SSB). In addition to these buildings, the Union's Campus Events Services supports events in other DSA facilities and throughout campus grounds. Each facility provides amenities, conveniences, programs, and services that the university community utilizes in their daily lives. (union.fsu.edu)

University Health Services

University Health Services (UHS) provides a coordinated continuum of care through prevention, intervention and treatment services. Services include general medical care, priority care, gynecological services, allergy injection clinic, immunizations, nutrition, confidential HIV testing, diagnostic imaging, physical therapy, and a medical response unit. UHS bills the student's insurance for any charges incurred. The UHS Center for Health Advocacy and Wellness (CHAW) assists students in their academic success through individual, group, and population-based health and wellness initiatives. CHAW addresses environmental factors that reduce risk and educates students about healthy lifestyles. CHAW also offers internships and educational opportunities; and mentors, trains, and advises peer health educators while encouraging creativity and leadership. UHS clinical staff includes board-certified physicians, advanced registered nurse practitioners, physician assistants, licensed practical nurses, x-ray technologists, registered nurses, and dietitians. The health center has more than one hundred full-time employees and also employs many part-time and student staff members. All students must meet State Board of Education immunization requirements. Immunization requirements for FSU are explained in the Health Compliance checklist which can be found at uhs.fsu.edu under the "Admission Health Requirements" tab. All incoming full-time students are required to have health insurance coverage. As a condition of their admittance to Florida State University, all non-United States citizens on a J-1 or F-1 visa must have appropriate health insurance regardless of their credit hour load. Information about insurance policies available for students is posted on the student insurance web site at studentinsurance.fsu.edu or by calling the Health Compliance Office at (850) 644-3608. Additional services in the Health and Wellness building include dental, chiropractic, massage, and Quest diagnostics lab. (uhs.fsu.edu)

University Housing

University Housing provides exceptional living opportunities for students to succeed academically. University Housing offers over 6,700 on-campus beds that are suites or apartments for full-time, degree-seeking, fee-paying students. Approximately 85% of the First-Year class choose to live on campus. Residence hall staff provide resources and seek to create living environments that foster the lifelong learning of every resident through the promotion of responsible citizenship, scholarship, appreciation of differences, personal wellness, and involvement. Approximately 550 students live within ten different academic based living learning communities. First year students who live on campus earn higher GPAs and retain at a higher rate than those who live off. The Off Campus Student Life Office is managed out of University Housing. This staff will work with students to know how to make good decisions when living off campus. Resources are available on how to read rental leases, working with roommates, advocating for your needs and more. (housing.fsu.edu)

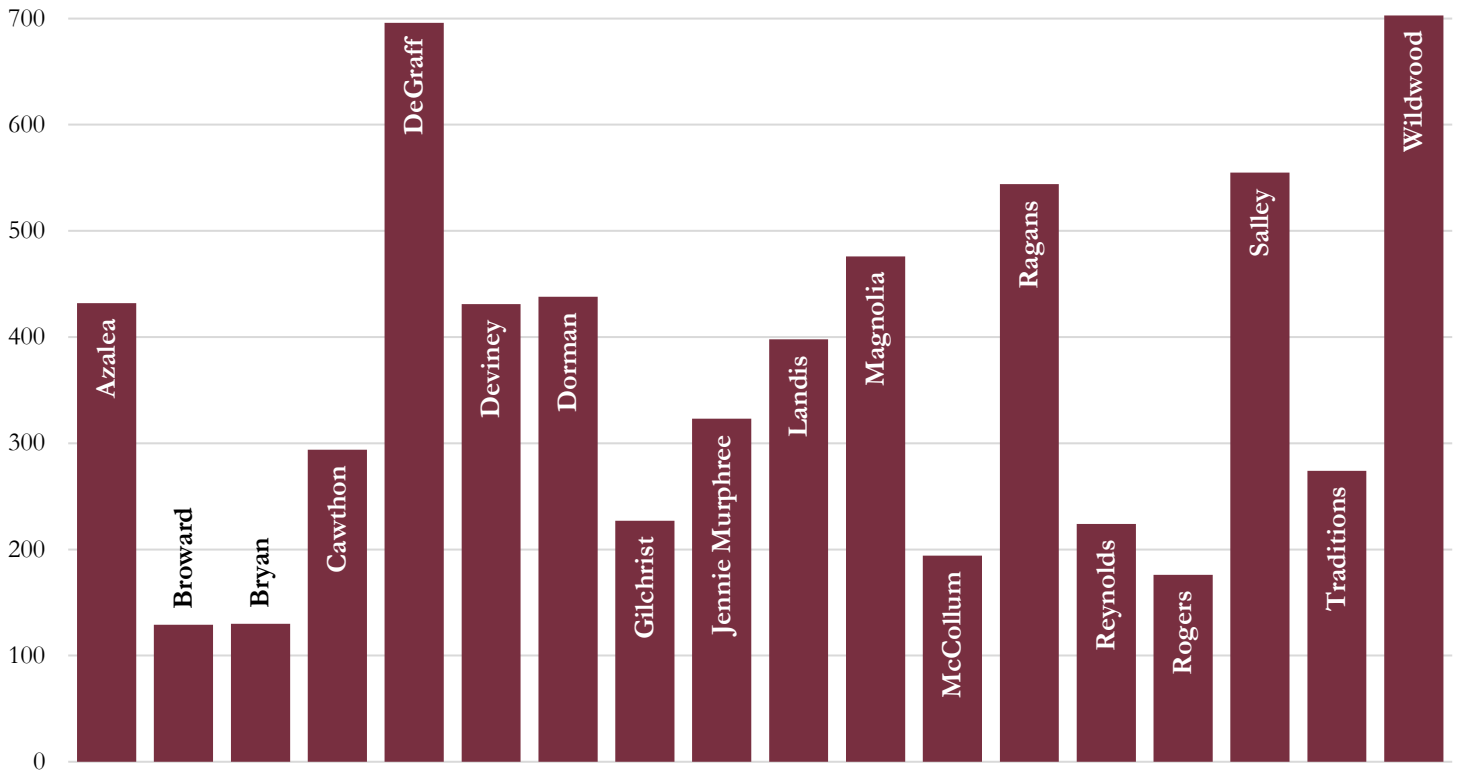
FSU Childcare and Early Learning Programs provide, for a fee, care and educational experiences at the Copeland Center for approximately 133 children, ages six weeks to four years of age. Children of Florida State University students, faculty, staff, alumni, as well as children of the greater community are eligible for services, however priority for enrollment is given to FSU students, faculty and staff. Childcare and Early Learning Development Programs also provide sites for research by faculty members and graduate students in a variety of areas as well as a laboratory setting in which students may observe, complete practicum/internships, or work with young children. The Childcare and Early Learning Center is highly credentialed with full-time professional faculty leading the classrooms. (childcare.fsu.edu)

Source: Office of the Vice President for Student Affairs

Online Resource: studentaffairs.fsu.edu

University Housing

Fall 2024 Occupancy



Residence Hall	Fall 2016	Fall 2017	Fall 2018	Fall 2019	Fall 2020	Fall 2021	Fall 2022	Fall 2023	Fall 2024	Fall 2024 Capacity
Azalea	-	433	431	432	373	431	432	429	432	433
Broward	133	127	129	129	68	129	126	129	129	135
Bryan	131	130	130	131	88	128	130	128	130	131
Cawthon	297	296	293	291	232	295	288	280	294	297
DeGraff	705	703	698	695	423	697	695	702	696	706
Deviney	431	433	431	428	363	432	431	433	431	433
Dorman	439	438	437	437	375	437	436	433	438	433
Gilchrist	227	228	227	228	167	227	227	224	227	229
Jennie Murphree	327	323	322	323	238	323	323	323	323	328
Landis	401	403	401	400	324	400	398	402	398	403
Magnolia	-	478	472	477	417	476	476	476	476	479
McCollum	196	196	192	195	129	181	194	194	194	196
Ragans	555	554	552	551	414	554	548	548	544	555
Reynolds	237	231	227	227	165	228	226	228	224	239
Rogers	176	175	175	172	†	174	169	171	176	184
Salley	566	560	519	558	†	554	562	563	555	570
Traditions	276	275	276	276	215	275	272	276	274	276
Wildwood	704	701	700	698	531	704	704	701	703	706
Total	5,801	6,684	6,612	6,648	4,522	6,645	6,637	6,640	6,644	6,733

† Rogers and Salley Hall were offline in Fall 2020 and were used to isolate students as necessary due to the COVID-19 pandemic. Azalea and Magnolia Halls opened in 2017.

Source: University Housing. Online Resource: The University Housing's website can be accessed at: housing.fsu.edu.

Office of Financial Aid

The FSU Office of Financial Aid exists to assist students with securing federal, state and institutional financial aid to achieve their degree. Each year, the FSU Office of Financial Aid awards and administers more than 300 million dollars in financial aid to eligible students. Students receive aid in the form of scholarships, grants, work study, and loans – funds that help them to focus on their education and complete their degree so that they can go into the world with purpose.

Types of Aid Available:

Loans

Direct Subsidized Stafford Loans
Direct Unsubsidized Stafford Loans
Direct PLUS Loans
Federal Perkins Loans

Need-based Scholarships and Grants

Federal Pell
SEOG
State scholarships/grants
Private scholarships
College/university scholarship or grant aid

In order to award aid, a school must first establish an estimated cost of attendance. This includes fixed amounts, such as tuition and fees, as well as amounts that must be estimated such as room, board, books, transportation, and personal expenses.

Need-based aid, such as Federal Grants, Work-Study, Federal Loans, State Grants, and University Grants can be awarded up to the amount of need established through the federal formula. Loans such as the Federal Unsubsidized Stafford Loan and the Parent Loan for Undergraduate Students (PLUS) or Graduate PLUS loan can be awarded beyond the calculated need, up to the amount of the cost of attendance. The total of all aid awarded cannot exceed the cost of attendance as established by the school.

The budgets below are approximate and represent two semesters (Fall 2024 and Spring 2025) of regular study (13 credits per semester) at the main campus. The actual budgets used to award aid may vary slightly to comply with any regulatory changes that are made after initial estimation. These budgets are for the purpose of awarding financial aid, and may not represent the actual cost for each individual student, as enrollment and lifestyle choices will impact actual expenses. Tuition includes a differential fee that is applied to all undergraduate students who began enrollment after July 2007 (exception - students who have Florida Pre-Paid Tuition plan active as of 7/1/2007).

Estimated Undergraduate Costs for 2024-25 Academic Year

<u>Expense</u>	<u>Florida Residents</u>		<u>Non-Florida Residents</u>	
	<u>On/Off Campus</u>	<u>Living with Parents</u>	<u>On/Off Campus</u>	<u>Living with Parents</u>
Tuition/Fees	\$5,654	\$5,654	\$18,799	\$18,799
Room (Housing)	\$7,890	\$3,944	\$7,890	\$3,944
Board (Food/Meals)	\$5,584	\$5,584	\$5,584	\$5,584
Books/Supplies	\$1,200	\$1,200	\$1,200	\$1,200
Transportation	\$2,582	\$1,292	\$3,870	\$1,936
Personal	<u>\$2,488</u>	<u>\$2,488</u>	<u>\$2,488</u>	<u>\$2,488</u>
Total	\$25,398	\$20,162	\$39,831	\$33,951

Florida State University's Student Financial Aid statistics as reported to the U.S. Department of Education's Integrated Postsecondary Education Data System (IPEDS)

	<u>2023-24 Academic Year</u>	
	<u>Undergraduates</u>	<u>FTICs</u>
Total Number of Students (cohort established in Fall 2023)	32,217	5,799
Number of students awarded grant or scholarship aid*	26,390	5,287
Average amount of aid	\$9,655	\$9,279
Number of students awarded Pell grants	7,400	1,241
Average amount of aid	\$6,251	\$6,712
Number of students awarded Federal student loans	6,565	1,076
Average amount of aid	\$6,210	\$5,076

*Count grants/scholarships from the federal government, state/local government, the institution, and other sources

Source: Office of Financial Aid

Online Resource: The Office of Financial Aid's website can be accessed at: financialaid.fsu.edu

Intercollegiate Athletics

The “Seminoles” is the official designation of Florida State University (FSU) men’s and women’s athletic teams. The symbol of university athletics is Osceola. The official colors are Garnet and Gold. FSU competes in the Atlantic Coast Conference (ACC) for all sports except Beach Volleyball.



Florida State University Seminole



2023-24 ACC and NCAA Team Results

Director’s Cup Final Ranking (Michael Alford - A.D.) 12th
Baseball (Link Jarrett): ACC-5th ; 3rd Nationally
Basketball - Men (Leonard Hamilton): ACC-8th
Basketball - Women (Brooke Wyckoff): ACC-6th; NCAA 1st Round
Beach Volleyball (Brooke Niles): CCSA Champs; NCAA Quarterfinals
Cross Country - Men (Bob Braman): ACC-5th, NCAA-27th
Cross Country - Women (Bob Braman): ACC-11th
Football (Mike Norvell): ACC - Champions; Final Polls-6th
Golf - Men (Trey Jones): ACC-2nd; National Runner-Up
Golf - Women (Amy Bond): ACC-6th; NCAA-11th

Soccer (Brian Pensky): ACC - Champions; National Champions
Softball (Lonni Alameda): ACC-2nd; NCAA - Super Regional
Swimming & Diving - Men (Neal Studd): ACC-6th; NCAA-21st
Swimming & Diving - Women (Neal Studd): ACC-7th; NCAA-38th
Tennis - Men (Dwayne Hultquist): ACC Champs; NCAA 3rd Round
Tennis - Women (Jennifer Hyde): ACC-3rd; NCAA 2nd Round
Track & Field – All coached by Bob Braman:
Indoor: (M) ACC-2nd; NCAA-15th, (W) ACC-5th; NCAA-20th
Outdoor: (M) ACC-2nd; NCAA-19th, (W) ACC-5th; NCAA-54th
Volleyball (Chris Poole): ACC - Co-Champions; NCAA 1st Round

2023-24 ACC Team Champions: Beach Volleyball (CCSA), Football, Soccer, Tennis (Men’s), Volleyball (Co-Champions)

All-time Team National Championships (21) (NCAA champion except where noted)

Football (1993, 1999, 2013)
Golf - Women (1981*)
Gymnastics - Men (1951, 1952)
Soccer - Women (2014, 2018, 2021, 2023)
Softball (1981*, 1982*, 2018)
Volleyball - Men (1955, 1957, 1958)***
Track Men (2006 - Outdoor, 2007 - Outdoor**, 2008 - Outdoor)
Track Women (1984 - Outdoor, 1985 - Indoor)
* Awarded by the Assoc. of Intercollegiate Athletics for Women
** Championship was vacated by the NCAA
*** Awarded by the US Volleyball Association (USVA)

2023-24 National Coach of the Year

Football: Mike Norvell (Football, Eddie Robinson Coach of the Year Finalist, AFCA Regional Coach of the Year, CFN Coach of the Year)
Soccer: Brian Pensky (TopDrawerSoccer Coach of the Year), United Soccer Coaches Coaching Staff of the Year

2023-24 ACC Coach of the Year Honors

Dwayne Hultquist (Men’s Tennis)
Trey Jones (co-coach) (Men’s Golf)
Brooke Niles (CCSA, Beach Volleyball)

Mike Norvell (Football)
Brian Pensky (Soccer)
Chris Poole (Volleyball)

2023-24 National Player of the Year/ Freshman of the Year

Soccer: Jordynn Dudley (TopDrawerSoccer Freshman of the Year), Onyi Echegini (MAC Hermann Trophy Winner)
Softball: Jaysoni Beachum (Softball America National Freshman of the Year, D1Softball National Freshman of the Year, TUCCI/NFCA Division I Freshman of the Year)

2023-24 ACC Rookie of the Year Honors

Golf (Men’s): Tyler Weaver
Soccer: Jordynn Dudley (Freshman of the Year)

Softball: Jaysoni Beachum (Freshman of the Year)

2023-24 ACC Player/Performer of the Year (POY) Honors

Baseball: James Tibbs III
Football: Jordan Travis (Player & Offensive Player of the Year)
Golf (Women): Lottie Woad
Indoor Track (Men): Jeremiah Davis (Field)

Soccer: Onyi Echegini (Offensive Player of the Year)
Tennis (Men): Antoine Cornut-Chauvinc
Volleyball: Audrey Koenig (Co-Player of the Year)

Intercollegiate Athletics

2023-24 All-American Honors (athletes mentioned on any team by any publication are listed)

Baseball: James Tibbs III (1st team Perfect Game, ABCA, NCBWA, Baseball America, D1Baseball); Jamie Arnold (1st team Perfect Game, ABCA, NCBWA, D1Baseball, 2nd team Baseball America); Cam Smith (2nd team Perfect Game & Baseball America, 3rd team D1Baseball)

Basketball - Women: Ta’Niya Latson (HM)

Beach Volleyball: Maddie Anderson (Second Team)

Cross Country - Men: David Mullarkey

Cross Country - Women: Alyson Churchill

Football: Keon Coleman (1st Team, Action Network; 2nd Team Fox Sports, Sports Illustrated; 4th Team Phil Steele), Kalen DeLoach (2nd Team, The Athletic; 3rd Team, College Football News), D’Mitri Emmanuel (4th Team Phil Steele); Braden Fiske (1st Team College Football News; 2nd Team Associated Press, Phil Steele); Renardo Green (2nd Team College Football News), Jarrian Jones (1st Team College Football News), Alex Mastromanno (2nd Team CBS/247Sports, Sporting News; 3rd Team College Football News), James Rosenberry Jr. (1st Team AFCA), Jared Verse (1st Team AFCA; 2nd Team Associated Press, ESPN, The Athletic, USA Today; 3rd Team College Football News, Phil Steele), Darius Washington (1st Team, College Football News)

Golf - Men: Luke Clanton (GCAA First Team); Frederik Kjettrup (GCAA Second Team)

Golf - Women: Lottie Woad (First Team by the WGCA and Golfweek); Mirabel Ting (Honorable Mention by the WGCA and Golfweek)

Indoor Track - Men: Jeremiah Davis (first team, triple and long jump)

Indoor Track - Women: Shenese Walker (first team, 60m), Dajaz DeFrاند (first team, 200m)

Outdoor Track - Men: Jeremiah Davis (first team, triple and long jump), Kyvon Tatham (first team, triple jump)

Outdoor Track - Women: Dajaz DeFrاند (first team, 200m)

Soccer: United Soccer Coaches All-Americans: Onyi Echegini (First Team), Jordynn Dudley (First Team), Jody Brown (Second Team), Taylor Huff (Second Team), Cristina Roque (Third Team)

Softball: Jaysoni Beachum (Second Team), Michaela Edenfield (Third Team)

Swimming & Diving - Men: Peter Varjasi (100 breast, second team), 200 medley relay (Mason Herbet, Peter Varjasi, Tobias Schulrath, Jokubas Keblys, second team), 400 medley relay (Max Wilson, Tommaso Baravelli, Tobias Schulrath, Peter Varjasi, second team), 200 free relay (Peter Varjasi, Mason Herbet, Max Wilson, Jokubas Keblys, second team)

Swimming & Diving - Women: Samantha Vear (3-meter, second team), Maddy Huggins (100 breast, second team)

Tennis - Men: Antoine Cornut-Chauvinc (ITA Singles, NCAA Singles No. 3 Seed, NCAA Doubles Finalist), Joshua Dous-Karpenschif (NCAA Doubles Finalist)

Volleyball: Audrey Koenig (HM) and Khorii Louis (HM)

2023-24 Academic Highlights for Student Athletes

Academic All-ACC (188): Baseball (13): Daniel Cantu, Jaime Ferrer, Cal Fisher, Connor Hults, Alex Lodise, Brady Louck, Brennen Oxford, DeAmez Ross, Noah Short, Cam Smith, James Tibbs III, Conner Whittaker, Max Williams; M. Basketball: Taylor Bol Bowen, Jaylan Gainey, Darin Green Jr., Tom House, Baba Miller, Josh Nickelberry, Jamir Watkins; W. Basketball (7): Amaya Bonner, O’Mariah Gordon, Ta’Niya Latson, Avery Treadwell, Makayla Timpson, Alexis Tucker, Carla Viegas; Beach Volleyball (4): CCSA All-Academic Team: Maddie Anderson, Alexis Durish, Audrey Koenig, Raelyn White; M. Cross Country (5): Zach Cloud, Cooper Schroeder, David Mullarkey, Abdirizak Ibrahim, Martin Prodanov; W. Cross Country (5): Lauren Bing, Alyson Churchill, Evie McIver, Anna Sentner, Caitlin Wilkey; Football (26): Tatum Bethune, Joshua Burrell, Keon Coleman, AJ Cottrill, Brian Courtney, Justin Cryer, Fentrell Cypress II, Preston Daniel, Ja’Khi Douglas, Bryson Estes, Joshua Farmer, Ryan Fitzgerald, Omar Graham Jr., Bless Harris, Donny Hiebert, Destyn Hill, Keiondre Jones, Kevin Knowles II, Fabien Lovett, Blake Nicholson, James Rosenberry Jr., Robert Scott Jr., Thomas Shrader, Maurice Smith, Jackson West, Hykeem Williams; M. Golf (4): Gray Albright, Cole Anderson, Frederik Kjettrup, Tyler Weaver; W. Golf: Katherine Cook, Alice Hodge, Mirabel Ting, Kaylah Williams, Lottie Woad; M. Indoor Track (8): Neo Mosebi, Dashinelle Dyer, Tyler Azcano, Anthony Herrera, Zachary Cloud, Patrick Donnelly, Jayden Louis-Charles, Jordan Turner; W. Indoor Track (10): Shenese Walker, Liana Tyson, Ava Klein, Jaden Francis, Suus Altorf, Agnes McTighe, Emily Brown, Anna Sentner, Alexandra Webster, Tori Carroll; M. Outdoor Track (10): David Mullarkey, Zachary Cloud, Andre Korbmacher, Jayden Louis-Charles, Cooper Crowell, Martin Prodanov, Joseph Farley, Lucas Bouquot, Neo Mosebi, Cooper Schroeder; W. Outdoor Track (11): Ava Klein, Jaden Francis, Suus Altorf, Agnes McTighe, Bieke Schipperen, Anna Sentner, Alexandra Webster, Tori Carroll, Ava Povich, Kaelyaah Liburd, Kayla Pinkard; Soccer (8): Lauren Flynn, Olivia Garcia, Heather Gilchrist, Ran Iwai, Sophia Nguyen, Beata Olsson, Cristina Roque, Kaitlyn Zipay; Softball (15): Jaysoni Beachum, Autumn Belviy, Anleece Bueno, Ashtyn Danley, Devyn Flaherty, Madi Frey, Kennedy Harp, Jahni Kerr, Kaley Mudge, Annie Potter, Amaya Ross, Allison Royalty, Isa Torres, Hallie Wacaser, Emma Wilson; M. Swimming & Diving (13): Tommaso Baravelli, Sam Bork, Jesco Helling, Mason Herbet, Mathew Iverson, Darwin Nolasco, Gustav Olsson, Jaka Pusnik, David Quirie, Zach Smith, David Vargas, Peter Varjasi, Max Wilson; W. Swimming & Diving (19): Brooke Arnold, Mabry Bishop, Jessica Buntman, Victoria Cervantes, Kayleigh Clark, Sydney Cole, Sarah Evans, Sophie Freeman, Gabby Goodwin, Izzy Gregersen, Phoebe Griffiths, Jenny Halden, Maddy Huggins, Edith Jernstedt, Vivian Johnson, Julia Mansson, Gloria Muzito, Maysa Ratiu, Samantha Vear; M. Tennis (3): Jamie Connel, Loris Pourroy, Youcef Rihane; W. Tennis (6): Vic Allen, Anna Arkadianou, Millie Bissett, Kristyna Lavickova, Laura Putz, Ellie Schoppe; Volleyball (9): Audrey Rothman, Jelli Draskovic, Audrey Koenig, Addi Hultquist, Kyleene Filimaua, Kenna Phelan, Sydney Conley, Ella Gaona, Maddie Snider

ACC Scholar-Athlete of the Year (2): Baseball: James Tibbs III, M. Cross Country: David Mullarkey

ACC Weaver-James-Corrigan Postgraduate Scholarship Award (2): Baseball: James Tibbs III; Soccer: Lauren Flynn

CSC Academic All-Americans (5): Baseball: James Tibbs III; Softball: Kaley Mudge (Third Team), Devyn Flaherty (Third Team); M. Swimming and Diving: (Third Team) Jesco Helling, Tommaso Baravelli

CSC Academic All-District (33): Baseball: Jaime Ferrer, Brennen Oxford, James Tibbs III, Daniel Cantu; W. Basketball: Makayla Timpson; Beach Volleyball: Maddie Anderson, Alexis Durish, Audrey Koenig, Raelyn White; W. Golf: Alice Hodge, Lottie Woad; W. Indoor/Outdoor Track: Suus Altorf, Agnes McTighe, Tori Carroll Ava Klein; M. Indoor/Outdoor Track: David Mullarkey, Jayden Louis-Charles; Soccer: Lauren Flynn, Heather Gilchrist, Leilanni Nesbeth, Sophia Nguyen, Beata Olsson, Cristina Roque, Kaitlyn Zipay; Softball: Devyn Flaherty, Kaley Mudge, Amaya Ross, Emma Wilson; W. Swimming & Diving: Kayleigh Clark, Izzy Gregersen, Jenny Halden, Samantha Vear; M. Swimming & Diving: Tommaso Baravelli, Jesco Helling

CSCAA Scholar All-America: M. & W. Swimming & Diving (Fall 2023, Spring 2024)

ITA All-Academic Team: W. Tennis; **ITA Scholar-Athletes:** Vic Allen, Anna Arkadianou, Millie Bissett, Eva Shaw, Chiara Di Genova, Cade Cricchio

USTFCAA All-Academic: M. Outdoor Track: David Mullarkey, Jayden-Louis Charles, Andre Korbmacher, Cooper Schroeder, Neo Mosebi, Martin Prodanov; W. Outdoor Track: Alexandra Webster, Suus Altorf, Agnes McTighe, Ave Klein

USTFCCCA XC All-Academic: Team: Men’s Cross Country; **M XC:** David Mullarkey, Cooper Schroeder; **W XC:** Alyson Churchill

Source: Florida State University Sports Information Office

Online Resource: The Florida State Athletic Department’s website can be accessed online at seminoles.com

Florida State University Ensembles

Bands:

Campus Band The Campus Band is open to all students with interest and experience. It meets weekly during both semesters, responding to students' interests and abilities while rehearsing and performing a wide and diverse literature.

Concert Band The Concert Band is devoted to the rehearsal, study, and performance of important band literature. While primarily for music majors, this ensemble is open to non-majors with interest and experience by audition.

Marching Chiefs The Marching Chiefs is a marching band of approximately 450 students that performs at all home football games and traditionally travels to two or three out-of-town games during the football season.

Seminole Sound Seminole Sound is the University's Athletic Pep Band consisting of over 130 members. The Seminole Sound performs for FSU Men's and Women's Basketball, FSU Women's Volleyball, and a variety of other athletic events.

Symphonic Band The Symphonic Band is an undergraduate wind band made up exclusively of music majors. Two performances are scheduled each semester with a focus on advanced, college-level literature for winds and percussion.

Wind Ensemble The Wind Ensemble is the top undergraduate wind band exclusively for music majors.

Wind Orchestra The Wind Orchestra is the top graduate wind band. The Wind Orchestra's campus performances are supplemented by periodic tours, selected artist concert series, conventions, and conference appearances.

Choirs:

Chamber Choir The Chamber Choir is an auditioned group of graduate and undergraduate students, as well as faculty, performing repertoire particularly suitable for a 32-to-44-voice ensemble, both accompanied and a cappella.

University Singers The University Singers is the premier undergraduate touring choir at FSU. Their activities include public concerts, both on and off campus, as well as frequent tours and performances at professional conferences.

Collegians The Collegians, the FSU men's glee club, is open to students enrolled in the University. Public concerts are presented throughout the year, including off-campus performances.

Lavana The FSU Women's Glee Club, Lavana, is open to all treble singers and performs concerts throughout the year.

Vocal Jazz Ensemble The Vocal Jazz Ensemble is a select ensemble that performs regularly on and off campus.

Choral Union The Choral Union is open to any student enrolled in the University who wishes to sing. Both accompanied and a cappella selections are included in its repertoire. Public concerts are presented throughout the year.

Gospel Choir The Gospel Choir is a popular choral ensemble on campus that explores both traditional and contemporary Gospel music. The Gospel Choir gives concerts on and off campus and frequently performs at churches throughout the city.

University Chorale/Tallahassee Community Chorus This ensemble is a large ensemble of around 200 singers that specializes in the music written for a large chorus and orchestra. The chorus is open to all students and the general public.

Opera Chorus The Opera Chorus performs in the FSU Opera productions according to the needs of each semester's repertoire.

Summer Chorale The Summer University Chorale is open to any enrolled student who enjoys singing.

Capital Children's Choir The Capital Children's Choir is a community outreach program for children in kindergarten through ninth grade, which is sponsored by the College of Music. Music majors at FSU also assist and lead the choirs in various activities.

Senior Singers The Tallahassee Senior Choir is a community outreach program in partnership with the City of Tallahassee senior services. Graduate Music Therapy students assist and lead the choir.

Orchestras:

University Symphony The University Symphony Orchestra consists of graduate and upper division undergraduate students who perform seven to eight concerts, including opera, chamber orchestra performances, and performances of major choral works.

University Philharmonia The University Philharmonia includes first- and second-year string players and gives four concerts a season.

Sinfonia Sinfonia offers non-major musicians the opportunity to play in a campus orchestra and gives one concert per semester.

Jazz Ensembles:

Jazz Ensembles The College of Music has three large performing Jazz Ensembles that perform concerts both on and off campus. The top FSU Jazz Ensemble is a nationally acclaimed ensemble drawn from a select group of graduate and undergraduate students.

Chamber Music (Jazz Combos) Students audition and are placed in a variety of faculty and graduate assistant-led combos based on their demonstrated skill levels. These combos showcase a variety of traditional and modern jazz styles.

The Jazz/Commercial Music Ensembles The College of Music Jazz and Commercial Music Ensembles include groups of all sizes that explore a wealth of musical styles. One of these, the Jazz/Pop Vocal Ensemble puts on dynamic public performances.

Other Ensembles:

Chamber Music Various chamber ensembles are organized throughout the year offering students greater musical focus and exposure.

Early Music Ensembles Approximately ten ensembles that specialize in historical music and performance.

Percussion Ensemble The award-winning Percussion Ensemble continues to champion new composers and repertoire.

Music Theatre The Music Theatre Ensemble uses a revue format and performs at a variety of events throughout the year.

New Music Ensembles The new music ensemble, Polymorphia, focuses on performing recent works written in the 20th/21st century.

Opera The FSU Opera presents fully staged productions, featuring students in principal roles, chorus, orchestra, and technical support.

World Music Ensemble The World Music Ensemble program is one of the nation's largest, offering instruction and performance opportunities in diverse world music traditions. They have two world music festivals and a concert annually.

Online Resource: The Florida State University Ensembles website can be accessed online at: music.fsu.edu/ensembles

Appendix



Institutional Research's student interns are integral to the production of the FSU Fact Book. The 2024-25 intern staff (L-R, back row first):

Oluwatunmise “Tums” Ayinde (Metrics, Graduating Class of 2025)

Amrou Kouki (Post-Graduation Outcomes)

Ciera Merritt (UROP Student)

Silvia Garcia- Mayorca Paz (Metrics, Graduating Class of 2025)

Morgan Cody (Data Governance, Graduating Class of 2025)

Tanya Thatayatikom (Student Success, Graduating Class of 2025)

Zhan Peebles (Post-Graduation Outcomes, Graduating Class of 2025)

Hadassa Durante (Publications)

Cheyenne Croft (UROP Student)

Degree Program Inventory (July 2025)

<u>College/Department/Degree Program</u>	<u>Major Code</u>	<u>Major Name</u>	<u>Cip Code by Degree Level Offered</u>				
			<u>BACH</u>	<u>MAST</u>	<u>SPEC</u>	<u>DOC</u>	<u>PROF</u>
College of Applied Studies							
Applied Studies							
Financial Planning	460010	Financial Planning	520804				
Law Enforcement Intelligence	462015	Law Enforcement Intelligence		430408			
Nurse Anesthesia Practice	468001	Nurse Anesthesia Practice					513804
Professional Communication	463001	Professional Communication	090900				
Professional Communication	463002	Corporate and Public Communication		090900			
Professional Communication	463003	Organizational Management and Comm.		090900			
Public Safety and Security	462012	Law Enforcement Operations	430107				
Public Safety and Security	462013	Law Enforcement Intelligence	430107				
Public Safety and Security	462014	Crime Scene Investigations	430107				
College of Arts & Sciences							
Anthropology							
Anthropology	110510	Anthropology	450201	450201		450201	
Arts & Sciences - Interdisciplinary							
Interdisciplinary Humanities	115912	Women's Studies	240103				
Neuroscience	115501	Neuroscience				261501	
Arts and Sciences, Other Units							
Interdisciplinary Data Science	110010	Data Science - Computer Science		307001			
Interdisciplinary Data Science	110011	Data Science - Mathematics		307001			
Interdisciplinary Data Science	110012	Data Science - Scientific Computing		307001			
Interdisciplinary Data Science	110013	Data Science - Statistics		307001			
Biological Science							
Biological Sciences	111110	Biological Science	260101	260101		260101	
Biological Sciences (inactive)	111111	Biology / FSU-Teach	260101				
Computational Biology	111112	Computational Biology	261104				
Neuroscience*	111150	Neuroscience				261501	
Neuroscience**	111155	Cell and Molecular Neuroscience	261501				
Chemistry and Biochemistry							
Biochemistry	111612	Biochemistry	260202				
Chemical Science	111620	Chemical Science	400599				
Chemical Science (inactive)	111621	Chemical Sciences / FSU-Teach	400599				
Chemistry	111612	Biochemistry		400501		400501	
Chemistry	111610	Chemistry	400501	400501		400501	
Chemistry*	111611	Analytical Chemistry		400501		400501	
Chemistry*	111613	Inorganic Chemistry		400501		400501	
Chemistry	111614	Nuclear Chemistry		400501		400501	
Chemistry*	111615	Organic Chemistry		400501		400501	
Chemistry*	111616	Physical Chemistry		400501		400501	
Chemistry	111617	Environmental Chemistry	400501				
Chemistry	111618	Materials Chemistry	400501			400501	
Classics							
Classics	111910	Classics				161200	
Classics	111911	Classical Civilizations	161200	161200			
Classics	111912	Classics and Religion	161200				
Classics	111913	Classical Archaeology	161200	161200			
Classics	111915	Greek and Latin	161200	161200			
Classics	111919	Ancient History	161200	161200			
Greek	111920	Greek	161202	161202			
Latin	111930	Latin	161203	161203			
Computer Science							
Computational Biology	116650	Computational Biology	261104				
Computer Science	116610	Computer Science	110101	110101		110101	
Computer Science	116611	Computer Science (BA)	110101				
Computer Science	116612	Computer Programming and Apps.	110101				
Computer Science	116613	Computer Programming and Apps. (PC)	110101				
Computer Science (inactive)	116615	CS-Math / FSU-Teach	110101				
Computer Science	116620	Computer and Network Systems Admin.		110101			
Computer Science	116645	Cyber Security		110101			
Computer Science	116665	Cyber Criminology		110101			

Degree Program Inventory (July 2025)

<u>College/Department/Degree Program</u>	<u>Major Code</u>	<u>Major Name</u>	<u>Cip Code by Degree Level Offered</u>				
			<u>BACH</u>	<u>MAST</u>	<u>SPEC</u>	<u>DOC</u>	<u>PROF</u>
College of Arts & Sciences, continued							
Computer Science, continued							
Cyber Criminology	116660	Cyber Criminology	430403				
Earth, Ocean and Atmospheric Science							
Environmental Science	116030	Environmental Science and Policy	030104				
Environmental Science	116031	Environmental Science	030104				
Environmental Science (inactive)	116032	Environmental Science / FSU-Teach	030104				
Geology	116010	Geology	400601	400601		400601	
Meteorology	116040	Meteorology	400401	400401		400401	
Meteorology (inactive)	116050	Applied Geosciences / FSU-Teach	400401				
Oceanography	116020	Oceanography		400607		400607	
Oceanography	116021	Biological Oceanography		400607		400607	
Oceanography	116022	Chemical Oceanography		400607		400607	
Oceanography	116023	Geological Oceanography		400607		400607	
Oceanography	116024	Physical Oceanography		400607		400607	
Oceanography	116026	Aquatic Environmental Sciences		400607			
Oceanography	116027	PSM in Aquatic Environmental Science		400607			
Physical Environmental Sciences	116033	Physical Environmental Sciences				409999	
English							
Creative Writing	114216	Creative Writing (MFA)		231302			
English	114210	Rhetoric and Composition		230101		230101	
English	114212	Literature, Media, and Culture	230101	230101		230101	
English	114215	Creative Writing	230101			230101	
English	114219	Editing, Writing, and Media	230101				
History							
History	115210	History	540101	540101		540101	
History	115211	Public History		540101			
Institute of Molecular Biophysics							
Molecular Biophysics	117710	Molecular Biophysics				260206	
Molecular Biophysics*	117711	Biochemistry, Molecular and Cell Biology				260206	
Molecular Biophysics	117712	Computational Structural Biology				260206	
Mathematics							
Actuarial Science	116820	Actuarial Science	521304				
Mathematics	116810	Mathematics	270101	270101		270101	
Mathematics	116811	Applied and Computational Mathematics	270101	270101		270101	
Mathematics	116813	Financial Mathematics		270101		270101	
Mathematics	116815	Biomathematics	270101	270101		270101	
Mathematics (inactive)	116816	Mathematics / FSU-Teach	270101				
Modern Languages and Linguistics							
East Asian Languages and Cultures	117170	Chinese Language and Culture	160399	160399			
East Asian Languages and Cultures	117171	Japanese Language and Culture	160399	160399			
East Asian Languages and Cultures	117172	Chinese and Japanese	160399				
East Asian Languages and Cultures	117173	Chinese / Business	160399				
East Asian Languages and Cultures	117174	Japanese / Business	160399				
French	117110	French	160901	160901		160901	
French	117111	French / Business	160901				
French	117112	French and Russian	160901				
French	117113	French and Spanish	160901				
French	117114	French and German	160901				
French	117115	French and Italian	160901				
German	117120	German	160501	160501			
German	117121	German / Business	160501				
German	117122	German and Russian	160501				
German	117123	German and Spanish	160501				
German	117124	German and Italian	160501				
German	117125	German Studies		160501			
Italian	117160	Italian	160902				
Italian	117161	Italian / Business	160902				
Italian	117162	Italian and Russian	160902				
Italian	117163	Italian and Spanish	160902				

Degree Program Inventory (July 2025)

<u>College/Department/Degree Program</u>	<u>Major Code</u>	<u>Major Name</u>	<u>Cip Code by Degree Level Offered</u>				
			<u>BACH</u>	<u>MAST</u>	<u>SPEC</u>	<u>DOC</u>	<u>PROF</u>
College of Arts & Sciences, continued							
Modern Languages and Linguistics, continued							
Italian Studies	117164	Italian Studies		050126			
Linguistics	117190	General Linguistics	160102				
Linguistics	117191	Linguistics and Languages	160102				
Middle Eastern Studies	117180	Middle Eastern Studies	050108				
Middle Eastern Studies (inactive)	115220	Middle Eastern Studies	050108				
Russian	117130	Russian	160402				
Russian	117131	Russian / Business	160402				
Russian	117132	Russian and Spanish	160402				
Slavic	117150	Slavic		160400			
Spanish	117140	Spanish	160905	160905		160905	
Spanish	117141	Spanish / Business	160905				
Philosophy							
Philosophy	117610	Philosophy	380101	380101		380101	
Philosophy	117620	Philosophy of Science		380101			
Physics							
Physical Science	118140	Physical Science	400899				
Physical Science (inactive)	118151	Physical Science / FSU-Teach	400899				
Physics (*Master's Level)	118110	Physics	400801	400801		400801	
Physics	118111	Physics and Astrophysics	400801				
Psychology							
Neuroscience*	118440	Neuroscience				261501	
Neuroscience**	118440	Behavioral Neuroscience	261501				
Psychology	118409	Psychobiology		420101			
Psychology** (Doctorate inactive)	118410	Psychology	420101	420101		420101	
Psychology (*Master's Level)	118412	Clinical Psychology		420101		420101	
Psychology (*Master's Level)	118414	Cognition and Cognitive Neuroscience		420101		420101	
Psychology (*Master's Level)	118415	Developmental Psychology		420101		420101	
Psychology (*Master's Level)	118416	Social Psychology		420101		420101	
Psychology	118417	Applied Behavior Analysis		420101			
Religion							
Interdisciplinary Humanities	118620	Humanities	240103				
Religion	118610	Religion	380201	380201		380201	
Religion	118611	Religion and Classics	380201				
Religion	118612	Human Rights and Social Justice	380201				
Scientific Computing							
Computational Science	114010	Computational Science	303001	303001		303001	
Computational Science	114011	Prof. Science Master's in Comp. Science		303001			
Computational Science	114020	Comp. Science (Atmospheric Science)				303001	
Computational Science	114021	Computational Science (Biochemistry)				303001	
Computational Science	114022	Computational Science (Biological Science)				303001	
Computational Science	114023	Computational Science (Geological Sciences)				303001	
Computational Science	114024	Computational Science (Material Science)				303001	
Computational Science	114025	Computational Science (Physics)				303001	
Computational Science	114026	Computational Science (Fire Dynamics)				303001	
Computational Science	117510	Comp. Science (Geophysical Fluid Dynamics)				303001	
Statistics							
Biostatistics	119311	Biostatistics		261102		261102	
Statistics	119310	Statistics	270501	270501		270501	
Statistics	119312	Statistical Data Science		270501			
College of Business							
Accounting							
Accounting**	210110	Accounting	520301				
Accounting	210113	Taxation		521301			
Accounting	210115	Assurance and Advisory Services		521301			
Accounting	210116	Accounting - Generalist		521301			
Accounting (inactive)	210111	Assurance Services		521301			
Accounting (inactive)	210112	Accounting Information Systems		520301			
Accounting (inactive)	210114	Corporate Accounting		520301			

Degree Program Inventory (July 2025)

College/Department/Degree Program	Major Code	Major Name	Cip Code by Degree Level Offered				
			BACH	MAST	SPEC	DOC	PROF
College of Business, continued							
Business Administration							
Business Administration (Doctorate inactive)	211310	Business Administration	520101	520101		520101	
Business Administration	211311	Accounting				520101	
Business Administration	211312	Finance				520101	
Business Administration	211313	Management Information Systems				520101	
Business Administration	211315	Marketing				520101	
Business Administration	211316	Risk Management and Insurance				520101	
Business Administration	211322	Organizational Behavior and HR				520101	
Business Administration	211324	Strategy				520101	
Business Analytics, Information Systems and Supply Chain							
Business Analytics	217013	Business Analytics		307102			
Management Information Systems	217012	Management Information Systems	521201	521201			
Finance							
Finance	214310	Finance	520801	270305			
Management							
Management**	216610	Management	520201				
Management**	216612	Human Resource Management	520201				
Risk Management/Insurance, Real Estate and Legal Studies							
Real Estate**	216220	Real Estate	521501				
Risk Management and Insurance**	216210	Risk Management and Insurance	521701	521701			
School of Marketing (Rockwood)							
Marketing**	216710	Marketing	521401				
Marketing**	216711	Professional Sales	521401				
Marketing (inactive)	216712	Retail Management	521401				
College of Communication and Information							
School of Communication							
Communication*	410111	Mass Communication				090199	
Communication*	410112	Speech Communication				090199	
Communication	410114	Communication Theory and Research				090199	
Communication and Digital Media Studies	410115	Media / Communication Studies	090702				
Communication and Digital Media Studies	410136	Media and Communication Studies		090702			
Communication and Digital Media Studies**	410153	Digital Media Production	090702				
Communication and Digital Media Studies	410154	Public Interest Media and Communication		090702			
Professional Communication**	410140	Advertising	090900				
Professional Communication**	410141	Public Relations	090900				
Professional Communication	410142	Strategic Communication		090900			
School of Communication Science and Disorders							
Communication Science and Disorders**	418510	Communication Science and Disorders	510204	510204		510204	
School of Information							
Information	416523	Information		110401	110401	110401	
Information	416525	Information Science & Technology		110401			
Information (inactive)	416522	Library Studies		110401	110401	110401	
Information Technology	416530	Information Technology	110103	110103			
Information Technology	416540	Information Communication and Technology	110103				
College of Criminology and Criminal Justice							
Criminology	349410	Criminology	430104	430104		430104	
Criminology	349411	Criminal Justice Studies		430104			
Cyber Criminology	349412	Cyber Criminology (Criminology)	430403				
College of Education, Health, and Human Sciences (Anne's College)							
Educational Leadership and Policy Studies							
Educational Leadership and Policy	470604	Educational Leadership / Administration		130401	130401	130401	
Educational Leadership and Policy (*Sp. Level)	470614	Education Policy and Evaluation		130401	130401	130401	
Foundations of Education	470609	International and Multicultural Education				130901	
Foundations of Education*	470613	History and Philosophy of Education				130901	
Higher Education	470602	Higher Education		130406		130406	
Educational Psychology and Learning Systems							
Athletic Coaching	470010	Athletic Coaching		131314			
Counseling and Human Systems (*Mast. Level)	470305	School Psychology		131101	131101		

Degree Program Inventory (July 2025)

<u>College/Department/Degree Program</u>	<u>Major Code</u>	<u>Major Name</u>	<u>Cip Code by Degree Level Offered</u>				
			<u>BACH</u>	<u>MAST</u>	<u>SPEC</u>	<u>DOC</u>	<u>PROF</u>
College of Education, Health, and Human Sciences (Anne's College), continued							
Educational Psychology and Learning Systems, continued							
Counseling and Human Systems (*Mast. Level)	470314	Career Counseling		131101	131101		
Counseling and Human Systems(*Mast. Level)	470315	Clinical Mental Health Counseling		131101	131101		
Counseling and Human Systems	470316	School Counseling		131101	131101		
Counseling Psychology and Human Systems	470309	Counseling Psychology and School Psych.					131101
Educational Psychology (*Sp. Level)	470306	Learning and Cognition		422806	422806	422806	
Educational Psychology	470312	Sports Psychology		422806		422806	
Instructional Systems and Learning Tech.	470308	Learning Design and Performance Tech.					130501
Instructional Systems and Learning Tech.	470311	Instructional Systems and Learning Tech.		130501		130501	
Measurement and Statistics	470301	Measurement and Statistics		130603		130603	
Health, Nutrition, and Food Sciences							
Athletic Training**	474491	Athletic Training	510913				
Dietetics**	474411	Dietetics	513102				
Exercise Physiology	474465	Exercise Physiology	260908				
Exercise Physiology	474466	Sports Sciences		260908			
Exercise Physiology	474467	Exercise Physiology		260908		260908	
Exercise Physiology	474468	Sports Nutrition		260908			
Food and Nutrition	474440	Food and Nutrition Science	513101				
Food and Nutrition	474445	Nutrition and Food Science		513101			
Human Sciences	474445	Nutrition and Food Science					190101
Human Development and Family Science							
Human Development and Family Science	475315	Human Development and Family Science	190701	190701			
Human Sciences	475312	Human Development and Family Science					190101
Marriage and Family Therapy	475360	Marriage and Family Therapy					511505
School of Teacher Education							
Blindness and Low Vision** (inactive)	470914	Visual Disabilities Studies	131009				
Blindness and Low Vision**	470915	Blindness and Low Vision Education	131009				
Curriculum and Instruction	470914	Blindness and Low Vision Studies		130301			
Curriculum and Instruction	470980	Special Education		130301	130301	130301	
Curriculum and Instruction	470981	Autism Spectrum Disorders		130301			
Curriculum and Instruction	470982	Special Education Teaching		130301			
Curriculum and Instruction	470983	Blindness and Low Vision		130301	130301		
Curriculum and Instruction	470984	Elementary Education		130301	130301	130301	
Curriculum and Instruction	470985	Early Childhood Education		130301	130301	130301	
Curriculum and Instruction (Specialist inactive)	470986	English Education		130301	130301	130301	
Curriculum and Instruction	470987	English Teaching		130301			
Curriculum and Instruction	470989	Second Language Education		130301	130301	130301	
Curriculum and Instruction	470990	Mathematics Education		130301	130301	130301	
Curriculum and Instruction	470992	Reading Education and Language Arts		130301	130301	130301	
Curriculum and Instruction	470993	Science Education		130301	130301	130301	
Curriculum and Instruction (Specialist inactive)	470994	Social Science Education		130301	130301	130301	
Curriculum and Instruction	470995	Social Science Teaching		130301			
Curriculum and Instruction	470996	Teaching English to Speakers of Other Languages (TESOL)		130301			
Curriculum and Instruction	470997	Early Childhood Education		130301			
Elementary Education	470919	Elementary Education	131202				
Elementary Education	470921	Education in Elementary Schools	131202				
English Education	470903	English Education	131305				
Social Science Education	470909	Social Science Education	131317				
Special Education	470922	Special Education Teaching	131001				
STEM Teaching*	470940	Secondary STEM Teaching / FSU-Teach	131205				
Sport Management							
Sport Management**	470410	Sport Management	310504	310504			310504
College of Engineering							
Chemical and Biomedical Engineering							
Biomedical Engineering	556080	Biomedical Engineering		140501			140501
Biomedical Engineering	556081	Cell & Bioprocess Engineering	140501				
Biomedical Engineering	556082	Biomaterials & Polymers Engineering	140501				
Biomedical Engineering	556083	Imaging & Signal Processing Engineering	140501				

Degree Program Inventory (July 2025)

<u>College/Department/Degree Program</u>	<u>Major Code</u>	<u>Major Name</u>	<u>Cip Code by Degree Level Offered</u>				
			<u>BACH</u>	<u>MAST</u>	<u>SPEC</u>	<u>DOC</u>	<u>PROF</u>
College of Engineering, continued							
Chemical and Biomedical Engineering, continued							
Chemical Engineering	556010	Chemical Engineering	140701	140701		140701	
Chemical Engineering	556013	Chemical - Materials Engineering	140701				
Chemical Engineering	556014	Chemical - Biomedical Engineering	140701				
Chemical Engineering (inactive)	556011	Chemical - Environmental Engineering	140701				
Chemical Engineering (inactive)	556012	Chemical - Bioengineering	140701				
Civil and Environmental Engineering							
Civil Engineering	555010	Civil Engineering	140801	140801		140801	
Civil Engineering	555020	Civil-Environmental Engineering	140801				
Civil Engineering	555030	Civil Engineering - MEng		140801			
Electrical and Computer Engineering							
Computer Engineering	558020	Computer Engineering	140901				
Electrical Engineering	558010	Electrical Engineering	141001	141001		141001	
Industrial and Manufacturing Engineering							
Industrial Engineering	557010	Industrial Engineering	143501	143501		143501	
Industrial Engineering	557011	Engineering Management		143501			
Industrial Engineering*	557012	Global Manufacturing		143501			
Industrial Engineering (inactive)	557013	Engr. Mgmt. in Orthotics and Prosthetics		143501			
Systems Engineering	557014	Systems Engineering		142701			
Material Science and Engineering							
Materials Science and Engineering	550010	Materials Science and Engineering		401001		401001	
Mechanical Engineering							
Mechanical Engineering	554010	Mechanical Engineering	141901	141901		141901	
Mechanical Engineering	554012	Sustainable Energy		141901			
College of Entrepreneurship (Moran)							
Entrepreneurship	640110	Commercial Entrepreneurship	520701				
Entrepreneurship	640130	Product Development		520701			
Entrepreneurship	640140	Social and Sustainable Enterprises		520701			
Entrepreneurship	640150	STEM Entrepreneurship	520701				
Entrepreneurship	640160	Creative Arts		520701			
Retail Entrepreneurship	640210	Retail Entrepreneurship	190901				
Retail Entrepreneurship	640220	Textiles and Apparel Entrepreneurship		190901			
College of Fine Arts							
Art							
Studio Art** (*Bachelor's Level)	420610	Studio Art	500702	500702			
Studio Art**	420620	Studio Art (BA)	500702				
Art Education							
Art Education (*Master's Level)	420711	Art Education		131302	131302	131302	
Art Education*	420714	Art Teaching		131302			
Art Education	420715	Museum Edu. and Visitor-centered Curation		131302		131302	
Art Education	420716	Arts Administration				131302	
Art Education	420720	Art Therapy Research and Practice				131302	
Art Therapy	420713	Art Therapy		512301			
Arts Administration	420712	Arts Administration		501002			
Art History							
History and Criticism of Art	420810	Art History	500703	500703		500703	
History and Criticism of Art	420811	Museum and Cultural Heritage Studies		500703			
Interior Architecture and Design							
Interior Design**	422610	Interior Design	500408	500408			
Interior Design	422612	Interior Design (MFA)		500408			
Interior Design	422620	First Professional Interior Design		500408			
School of Dance							
Dance**	422810	Dance	500301	500301			
Dance	422812	Studio and Related Studies		500301			
Dance	422813	American Dance Studies		500301			
Dance	422814	Returning Professional		500301			
School of Theatre							
Theatre**	428010	Theatre	500501				

Degree Program Inventory (July 2025)

<u>College/Department/Degree Program</u>	<u>Major Code</u>	<u>Major Name</u>	<u>Cip Code by Degree Level Offered</u>				
			<u>BACH</u>	<u>MAST</u>	<u>SPEC</u>	<u>DOC</u>	<u>PROF</u>
College of Fine Arts, continued							
School of Theatre, continued							
Theatre	428010	Theatre and Performance Research		500501		500501	
Theatre	428015	Costume Design		500501			
Theatre**	428020	Acting	500501	500501			
Theatre	428025	Directing		500501			
Theatre	428035	Lighting Design		500501			
Theatre	428040	Scenic Design		500501			
Theatre	428045	Technical Production		500501			
Theatre	428050	Theatre Management		500501			
Theatre	428060	MS for Theatre Educators		500501			
Theatre**	428080	Music Theatre - Theatre	500501				
College of Hospitality (Dedman)							
Entrepreneurship	205720	Hospitality Entrepreneurship		520701			
Hospitality Management**	205710	Hospitality and Tourism Management	520901				
Hospitality Management**	205712	Global Club Management and Leadership	520901				
Recreation and Tourism Management	206010	Recreation and Tourism Management	310301				
College of Law							
American Law for Foreign Lawyers	313420	American Law for Foreign Lawyers		220202			
Business Law	313430	Business Law		220205			
Business Law	313434	Health Care Regulation		220205			
Business Law	313436	Financial Regulation and Compliance		220205			
Business Law	313437	Cybersecurity, Privacy, and Tech. Risk Mgmt.		220205			
Business Law	313439	Employment Law and HR Risk Management		220205			
Environmental Law and Policy	313421	Environmental Law and Policy		220207			
Juris Master	313423	Juris Master		220201			
Juris Master	313424	Health Care Regulation		220201			
Juris Master	313426	Financial Regulation and Compliance		220201			
Juris Master	313427	Cybersecurity, Privacy, and Tech. Risk Mgmt.		220201			
Juris Master	313428	Legal Risk Mgmt., Contracting, and Comp.		220201			
Juris Master	313429	Employment Law and HR Risk Management		220201			
Juris Master (inactive)	313425	Legal Risk Management and HR Compliance		220205			
Law	313410	Law					220101
College of Medicine							
Health Sciences Interdisciplinary							
Biomedical Sciences	620100	Biomedical Sciences				260102	
Biomedical Sciences*	620101	Research in Biomedical Sciences		260102			
Biomedical Sciences*	620102	Bridge to Clinical Medicine		260102			
Biomedical Sciences	620120	Clinical Professions	260102				
Biomedical Sciences	620122	Community Patient Care	260102				
Biomedical Sciences	620124	Health Management, Policy, and Information	260102				
Neuroscience	620112	Neuroscience - BMS				261501	
Medicine							
Medicine	621201	Medicine					511201
Medicine, Other Units							
Physician Assistant Practice	620130	Physician Assistant Practice		510912			
College of Motion Picture Arts							
Motion Picture Arts**	400102	Motion Picture Arts - Production	500602	500602			
Motion Picture Arts**	400103	Animation and Digital Arts	500602				
Motion Picture Arts Writing	400111	Motion Picture Arts - Writing		500504			
College of Music							
Arts Administration	447208	Arts Administration (Music)		501002			
Music - Liberal Arts**	449300	Music - Liberal Arts	500901	500901			
Music - Liberal Arts	449320	Jazz	500901				
Music - Liberal Arts	449321	Sacred Music	500901				
Music - Liberal Arts	449322	Commercial Music	500901				
Music Education**	447250	Music Education	131312	131312		131312	
Music Education**	447251	Choral Music Education	131312				
Music Education**	447252	Instrumental Music Education	131312				

Degree Program Inventory (July 2025)

<u>College/Department/Degree Program</u>	<u>Major Code</u>	<u>Major Name</u>	<u>Cip Code by Degree Level Offered</u>				
			<u>BACH</u>	<u>MAST</u>	<u>SPEC</u>	<u>DOC</u>	<u>PROF</u>
College of Music, continued							
Music Performance**	447209	Piano Pedagogy	500903	500903			
Music Performance	447221	Jazz Studies		500903			
Music Performance**	447223	Jazz Performance	500903				
Music Performance**	447231	Brass Performance	500903	500903		500903	
Music Performance**	447232	Harp Performance	500903	500903		500903	
Music Performance**	447233	Organ Performance	500903	500903		500903	
Music Performance**	447234	Percussion Performance	500903	500903		500903	
Music Performance**	447235	Piano Performance	500903	500903		500903	
Music Performance**	447236	String Performance	500903	500903		500903	
Music Performance**	447237	Voice Performance	500903	500903		500903	
Music Performance**	447238	Woodwind Performance	500903	500903		500903	
Music Performance*,**	447239	Harpsichord Performance	500903	500903		500903	
Music Performance**	447241	Guitar Performance	500903				
Music Performance	447280	Choral Conducting		500903			
Music Performance	447281	Instrumental Conducting		500903			
Music Performance	447285	Accompanying		500903			
Music Performance**	447290	Music Theatre - Music	500903				
Music Performance** (inactive)	447210	Music Performance	500903	500903		500903	
Music Theory and Composition**	447220	Music Composition	500904	500904		500904	
Music Theory and Composition	447270	Music Theory	500904	500904		500904	
Music Therapy**	447260	Music Therapy	512305	512305			
Musicology	447271	Musicology		500905		500905	
Opera Production	447242	Opera Production		500908			
College of Nursing							
Doctor of Nursing Practice	247320	Executive Health Systems Leadership					513818
Doctor of Nursing Practice	247321	Family Nurse Practitioner					513818
Doctor of Nursing Practice	247322	Adult Gerontology-Acute Care NP					513818
Doctor of Nursing Practice	247323	Psychiatric Mental Health Nurse Practitioner					513818
Doctor of Nursing Practice	247324	Lifestyle Medicine					513818
Nursing**	247310	Nursing	513801	513801			
Nursing	247314	Nursing Science				513808	
Nursing	247318	Nursing - Veterans BSN	513801				
Nursing (inactive)	247312	Nursing (RN-BSN)	513801				
Nursing (inactive)	247313	Nursing - Accelerated BSN	513801				
Nursing (inactive)	247315	Nursing - Nurse Educator		513801			
Nursing (inactive)	247316	Nurse Leader		513801			
Nursing	247330	Nursing Education		513801			
Nursing	247331	Artificial Intelligence Apps. in Health Care		513801			
College of Social Sciences and Public Policy							
Economics							
Applied Economics	322215	Applied Economics		450602			
Economics (*Mast. Level)	322210	Economics	450603	450603		450603	
Geography							
Environment and Society	324625	Environment and Society	030101				
Geographic Information Science	324640	Geographic Information Science		450702			
Geography	324610	Geography	450701	450701		450701	
Geography (inactive)	324620	Environmental Studies	450701				
International Affairs							
International Affairs	329910	International Affairs	450901	450901			
International Affairs	329920	Asian Studies	450901	450901			
International Affairs	329921	Asian Studies / Business	450901				
International Affairs	329930	Latin-American and Caribbean Studies	450901				
International Affairs	329931	Latin-American and Caribbean Studies / Bus.	450901				
International Affairs	329940	Russian and East European Studies	450901	450901			
Political Science							
Political Science (*Mast. Level)	324910	Political Science	451001	451001		451001	
Political Science	324911	Applied American Politics and Policy		451001			
School of Public Administration and Policy (Askew)							
Public Administration	325110	Public Administration		440401		440401	

Degree Program Inventory (July 2025)

<u>College/Department/Degree Program</u>	<u>Major</u>	<u>Cip Code by Degree Level Offered</u>					
	<u>Code</u>	<u>Major Name</u>	<u>BACH</u>	<u>MAST</u>	<u>SPEC</u>	<u>DOC</u>	<u>PROF</u>
College of Social Sciences and Public Policy, continued							
Social Sciences - Interdisciplinary							
African-American Studies	328110	African-American Studies	050201				
Asian Studies (inactive)	321710	Asian Studies	050103	050103			
Asian Studies (inactive)	321711	Asian Studies / Business	050103				
Demography	328910	Demography		450501			
Interdisciplinary Social Science	328810	Interdisciplinary Social Science	450101				
Latin-American and Caribbean Studies (inactive)	328820	Latin-American and Caribbean Studies	050134				
Latin-American and Caribbean Studies (inactive)	328821	Latin-American and Caribbean Studies / Bus.	050134				
Public Health	326120	Public Health	512201	512201			
Russian and East European Studies (inactive)	328710	Russian and East European Studies	050105	050105			
Sociology							
Sociology	329010	Sociology	451101	451101		451101	
Sociology	329011	Applied Social Research		451101			
Sociology	329012	Sociology of Aging and Health		451101			
Urban and Regional Planning							
Urban and Regional Planning	329720	Urban and Regional Planning		040301		040301	
College of Social Work							
Social Work	338910	Social Work		511503		440701	
Social Work**	338911	Social Work (BSW)	440701				

Type of Program (includes removal pending and temporarily suspended)

Total Degree Programs:

Total Majors:

<u>BACH</u>	<u>MAST</u>	<u>SPEC</u>	<u>DOC</u>	<u>PROF</u>
101	104	6	64	4
216	236	20	134	8

BACH = Bachelor's
MAST = Master's

SPEC = Specialist

DOC = Doctoral
PROF = Professional

Notes:

*Degree Program Level Not Published

**Specialized Admission Program, Bachelor's Levels only

(inactive) indicates removal pending or temporary suspension

Glossary of Terms

Academic Year - Usually, consecutive fall and spring semesters, currently August through April; sometimes, however, summer semester is included in the term "academic year." In Florida, the summer term precedes fall and spring semesters in the school year.

Administrative and Professional (A&P) - A pay plan for middle and upper level administrative and professional positions. This pay plan category combines administrative employees, who are responsible for formulating, interpreting, and implementing policies that affect the activities of the University, with professional employees, whose responsibilities are on a recognized level of comparability with the instruction and research personnel of the University.

Articulation Agreement - The articulation agreement between all 28 Florida state/community colleges and the twelve state universities enables students to complete an associate in arts degree at any Florida state/community college and be admitted automatically into available upper division programs for the last two years of course work at any of the twelve state universities.

Board of Education, State - Board consisting of the Commissioner of Education and seven appointed members. This Board oversees Florida's education from kindergarten through graduate school (K-20) and the 13-member Boards of Trustees for each of the 12 public universities. See page 9 for complete list.

Board of Governors, Florida (BOG) - A 17-member board which coordinates the State University System and supports the role of the 11 individual University Boards of Trustees. The Florida Board of Governors is composed of 14 appointed members, the Commissioner of Education, the Chair of the Advisory Council of Faculty Senates, and the President of the Florida Student Association. See page 9 of this Fact Book for a complete list of the board members. More information can be found online at: fbog.org

Board of Trustees, Florida State University - A 13-member board which governs Florida State University. It is composed of six members appointed by the Governor, five members appointed by the Florida Board of Governors, the chair of the Faculty Senate, and the president of the student body. The trustees are appointed by the Governor, subject to confirmation by the Senate, and serve for staggered four-year terms. The board of trustees performs duties as assigned by law or by rule of the Florida Board of Education. See page 8 for a complete list and brief biography of the board members. More information can be found online at: trustees.fsu.edu

Chancellor of the State University System - Functions as Chief Executive Officer of the SUS. Responsible for the formulation of plans and programs and for providing overall direction and management to all areas of the SUS within authority delegated by the Board of Governors. Plans and initiates programs concerning all phases of operations within the SUS. Acts as Chief Budget Officer.

CIP (Classification of Instructional Programs) Discipline Code - These codes represent a nationally used, common taxonomy for the classification of higher education degree programs. The CIP classification describes content of the programs at three levels with each providing varying levels of detail. A directory of the CIP codes can be found online at: nces.ed.gov/ipeds/cipcode

Common Course Numbering System - Developed in 1978, the common course numbering system is a statewide system of prefixes and numbers for courses offered by all postsecondary and participating private institutions in Florida. Its purpose is to make transferring easier by identifying equivalent courses, all of which carry the same prefix and last three digits; the title of the course may vary at different institutions.

Contracts and Grants (C&G) Budget - A budget entity which deals primarily with sponsored research activities and federally-funded educational grants. Also called Sponsored Research budget.

Credit Hour - College credit is the type of credit assigned to courses or course equivalent learning that is part of an organized and specified program leading to a graduate, baccalaureate, or associate degree. One (1) college credit is based on the learning expected from the equivalent of fifteen (15) fifty-minute periods of classroom instruction. Credits for such things as laboratory instruction, internships, and clinical experience are determined by the institution based on the proportion of direct instruction to the laboratory exercise, internship hours, clinical practice hours (Source: 6A-10.033 (1)(a), FAC).

Educational and General (E&G) Budget - A budget entity which provides instructional programs leading to formal degrees, and for research and public service programs.

Faculty Assignments, Commitments, and Effort Certification Tracking (FACET) - System for tracking how an employee spent his/her paid university time during the period on each major academic function/activity. Reporting is on a basis of 100% of total time (in whole numbers), and portions of that time, regardless of the level of funded semester or monthly FTE.

Faculty - This category includes all individuals in the educational program who hold the title of Professor, Associate Professor, Assistant Professor, and Instructor, including those with titles preceded by the term "visiting," "adjunct," "clinical," or any other designation. The collective bargaining agreement currently in force includes in the faculty population all Developmental Research School (university lab school) personnel, all University Librarian classifications, staff physicists, and the President.

Fiscal Year - A 12-month period running from July 1 through the following June 30.

Florida Endowment Trust Fund for Eminent Scholars - The Trust Fund established in the State Treasury for Eminent Scholars provides the opportunity for each state university to match and receive challenge grants to create endowments for selected eminent scholars to occupy Chairs within the university.

FTIC (first-time-in-college) - An entering freshman, or a first-year student attending college for the first time at the undergraduate level. Includes students enrolled in the fall term who attended college for the first time in the prior summer term. Also includes students who entered with advanced standing (college credits earned before graduation from high school).

Full-time Equivalent (FTE) Student Calculation Factors - In 2016, the Florida Board of Governors adopted the national standard for Student Full-time Equivalent. All FTE calculations in the Fact Book (including previous years) were updated to the new standard. For undergraduate credit hours, the annual sum is divided by 30. For graduate credit hours, the annual sum is divided by 24. Medical (MD) hours (Grad III) are excluded in the credit hour calculation, but the MD Headcount is added to the total generated FTE.

Full-Time Equivalent (FTE) Employee - A numerical designator for an appointment based on 100% for full time. An FTE for a full-time employee is 1.00. (Two people each serving in half-time faculty positions would equal, together, one FTE position.)

Full-Time Equivalent (FTE) Student - A measure of student enrollment based on the number of student credit hours for which students enroll. See definition of "Full-time Equivalent FTE Student Calculation Factors" for other FTE equivalencies.

Full-Time Student - Generally classified as an undergraduate student taking 12 hours or more in the fall or spring, 9 hours or more in the summer; or a graduate student taking 12 hours in any semester.

Instruction and Research Data File (IRDF) - A file generated from the Faculty Assignments, Commitments, and Effort Certification Tracking (FACET) file which contains detailed data on course section, enrollment, and credit hours, as well as funding and demographic information on instructors.

Glossary of Terms

IPEDS (Integrated Postsecondary Education Data System) - IPEDS is the core postsecondary education data collection program in the U.S. Department of Education's National Center for Education Statistics (NCES). It was designed to help NCES meet its mandate to report full and complete statistics on the condition of postsecondary education in the United States. It is a single, comprehensive data collection system developed to encompass all institutions and organizations whose primary purpose is to provide postsecondary education. IPEDS is built around a series of interrelated surveys to collect institution-level data in such areas as enrollment, program completions, faculty and staff, and financing.

Major Code - A six-digit number assigned to an area of study designated as the student's major field. For internal classifying and reporting, the major code was replaced in Fall 2013 by the Academic Plan which is an alpha-numeric representation of the student major and degree type, combined. Major codes are still maintained on the Degree Program Inventory (see Appendix A).

Major Field of Study - Students are classified as majors according to their selection of a primary field of study. This field must be selected from approved degree programs and university approved majors within each degree program.

Occupation Code - A four-digit code which indicates the title and general description of the position to which a person is appointed. Occupation codes range from 0001 to 9179 and 9199 to 9499 for regular salaried positions. The range 9180-9198 is reserved for student related titles. Graduate assistants, post doctorates and fellows are appointed to classifications within this range. All codes within this latter range are paid through OPS funds. Faculty, A&P, and USPS may be appointed on OPS in the entire range of occupation codes; this, however, is limited primarily to faculty appointments.

Operating Budget - An expenditure plan developed for each fiscal year. The plan must conform to the annual allocation/appropriation and list estimated expenditures by budget category for the year.

Other Personal Services (OPS) - This is one of two sources of salary funds. Persons paid from OPS are performing temporary work of some nature. There is no continuing obligation on the part of the state toward persons on OPS appointments.

Preliminary Headcount Enrollment - The enrollment taken from the official data files of the university as of the end of the 28th calendar day of the term. This figure includes all students, fundable and non-fundable, who are on the Student Instruction File.

Race/Ethnicity - Categories used to describe groups to which individuals belong, identify with, or belong in the eyes of the community. The categories do not denote scientific definitions of anthropological origins. They are used to categorize U.S. citizens, U.S. nonresidents, and other eligible non-citizens.

Race/Ethnicity Categories - Beginning in 2010, a new methodology for reporting race/ethnicity was required by the U.S. Department of Education (nces.ed.gov/ipeds/Section/ana_Changes_to_25_2007_169). United States citizens and residents are asked to first designate ethnicity as: Hispanic or Latino or Not Hispanic or Latino. Second, individuals are asked to indicate one or more races that apply among the following: American Indian or Alaska Native, Asian, Black or African American, Native Hawaiian or Other Pacific Islander, or White.

State Fundable Student Credit Hours - Those student credit hours for which the University receives funding by the state.

Student Classification Level (Institutional Definition, FSU Bulletin) - Students are classified on the basis of semester hours earned as follows:

Freshman:	Zero to 29 semester hours
Sophomore:	30 to 59 semester hours
Junior:	60 to 89 semester hours and all lower division requirements
Senior:	90 semester hours or student seeking a second bachelor's degree
Graduate:	Any student admitted to a graduate program
Unclassified:	Any student not yet admitted to a degree program, including: Special Non-Degree Seeking without Baccalaureate Degree Special Non-Degree Seeking with Baccalaureate Degree Provisional Transient High School Students

Student Classification Level (from BOG Student Information File) - Students are classified on division levels as follows:

Lower Division:	A student who has earned fewer than 60 semester credit hours, or a student who has not been admitted to upper division.
Upper Division:	A student who has earned 60 or more semester credit hours, or has an associate of arts (AA) degree, or is working toward an additional bachelor's degree.
Beginning Graduate:	A graduate student who has been formally admitted to a graduate degree program but who is not an advanced graduate student.
Advanced Graduate:	A graduate student who has been formally admitted to a recognized Doctoral or Post-Master's degree program.
Unclassified:	A student not admitted to a degree program, or not seeking a degree.

Student Credit Hours - A measure which is equal to the product of the number of students enrolled in a course section times the number of credit hours for the course section. Student Credit Hours for which the University receives funding by the state are called State Fundable Student Credit Hours (SFSCH). Not all SCH are fundable - for instance, credit hours produced by some fee waivers and by students enrolled for audit are not state fundable.

Lower Level SCH:	Hours generated by courses numbered between 1000 and 2999.
Upper Level SCH:	Hours generated by courses numbered between 3000 and 4999.
Graduate I Level SCH:	Hours generated by courses numbered between 5000 and 8999 and not Graduate II or Graduate III courses.
Graduate II Level SCH:	Hours generated by courses numbered between 5000 and 8999 and student's classification level is Advanced Graduate or the degree level sought is Advanced Master's, Specialist, Juris Doctorate, or Doctorate. The student program category must be an authorized Doctoral degree program.
Graduate III Level SCH:	Hours generated by courses numbered between 5000 and 9999 and course section type is Medical.

Student Instruction File (SIF) - A Florida Board of Governor's required file prepared five times annually (summer final, fall preliminary, fall final, spring preliminary, spring final) which contains specific data on all students, enrollments, course sections, degrees, and credit hours.

Tenure - The condition attained by a faculty member through highly competent scholarly activities which assures the faculty member security of employment and immunity from reprisals or threats due to an intellectual position or belief which may be unpopular, and which guarantees annual reappointment for that faculty member until voluntary resignation, retirement, or removal for adequate cause.