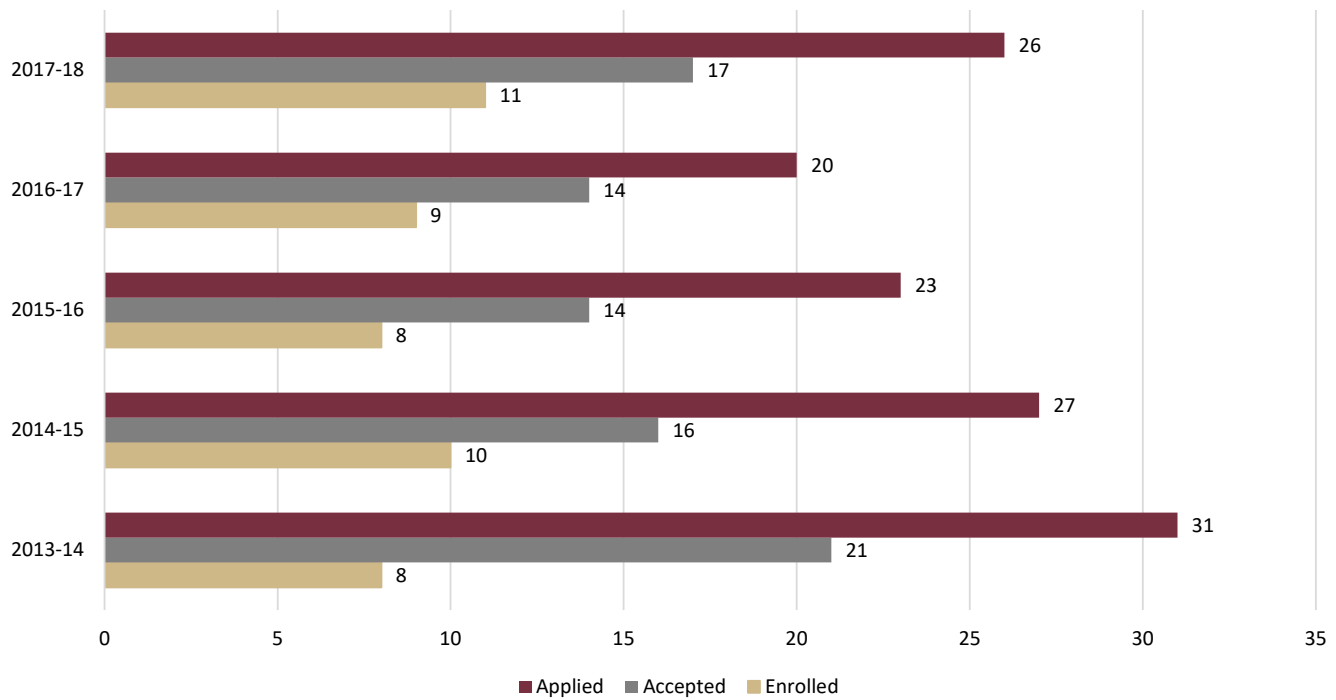


Table 8: Graduate Application / Enrollment Funnel - Masters Degree Level

Graduate Admissions - Masters Degree

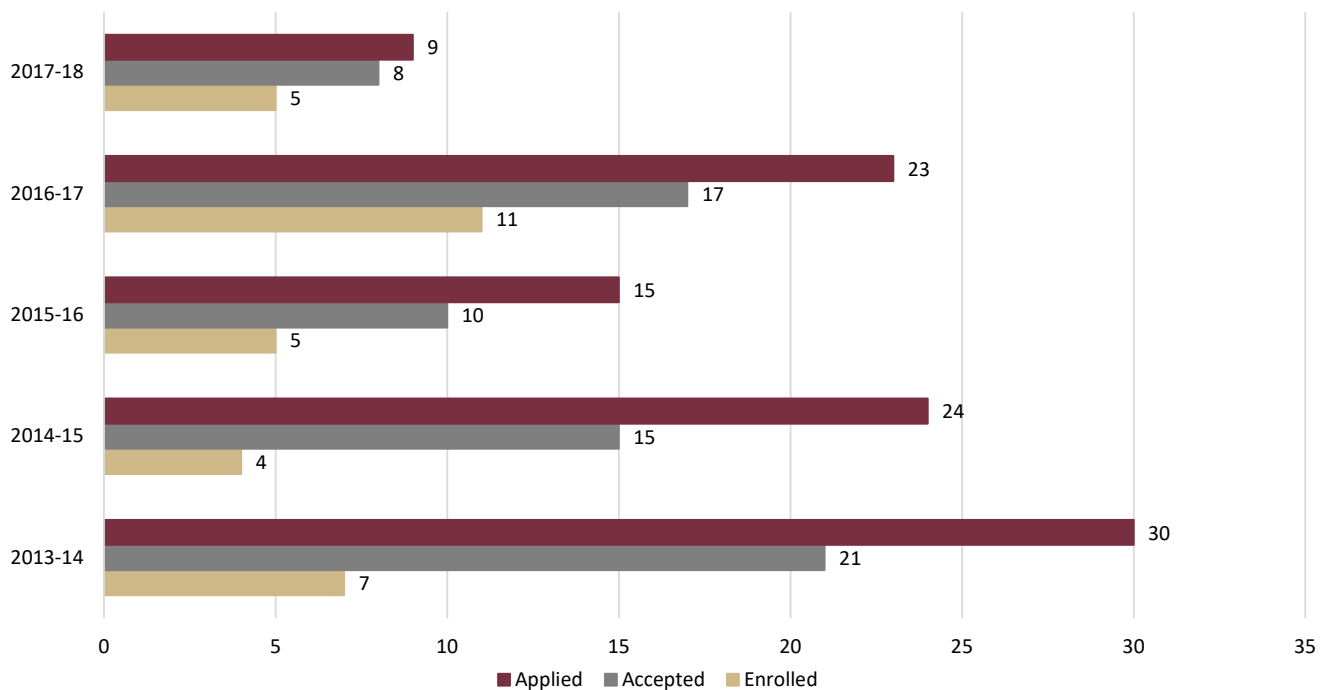


CIP: 540101

Gender	Race/Ethnicity	2013-14			2014-15			2015-16			2016-17			2017-18		
		Applied	Accepted	Enrolled	Applied	Accepted	Enrolled	Applied	Accepted	Enrolled	Applied	Accepted	Enrolled	Applied	Accepted	Enrolled
Female	Nonresident Alien	0	0	0	0	0	0	0	0	0	0	0	0	0	0	0
	Hispanic/Latino	0	0	0	1	1	1	2	2	1	0	0	0	0	0	0
	American Indian/Alaska Native	0	0	0	0	0	0	0	0	0	0	0	0	0	0	0
	Asian	0	0	0	0	0	0	0	0	0	0	0	0	0	0	0
	Black	0	0	0	2	1	1	0	0	0	0	0	0	0	0	0
	Native Hawaiian/Other Pacific Islander	0	0	0	0	0	0	0	0	0	0	0	0	0	0	0
	White	8	5	1	13	7	3	6	2	0	11	7	6	9	6	2
	Two or More Races	0	0	0	0	0	0	0	0	0	0	0	0	0	0	0
	Race and Ethnicity Unknown	1	1	0	1	1	0	1	1	0	0	0	0	1	0	0
<b>Female Total</b>		<b>9</b>	<b>6</b>	<b>1</b>	<b>17</b>	<b>10</b>	<b>5</b>	<b>9</b>	<b>5</b>	<b>1</b>	<b>11</b>	<b>7</b>	<b>6</b>	<b>10</b>	<b>6</b>	<b>2</b>
Male	Nonresident Alien	0	0	0	1	1	1	0	0	0	0	0	0	1	0	0
	Hispanic/Latino	3	3	2	0	0	0	0	0	0	1	1	1	0	0	0
	American Indian/Alaska Native	0	0	0	0	0	0	0	0	0	0	0	0	0	0	0
	Asian	0	0	0	0	0	0	0	0	0	1	1	0	1	1	1
	Black	0	0	0	0	0	0	0	0	0	0	0	0	0	0	0
	Native Hawaiian/Other Pacific Islander	0	0	0	0	0	0	0	0	0	0	0	0	0	0	0
	White	17	10	4	9	5	4	14	9	7	7	5	2	12	8	7
	Two or More Races	2	2	1	0	0	0	0	0	0	0	0	0	1	1	1
	Race and Ethnicity Unknown	0	0	0	0	0	0	0	0	0	0	0	0	1	1	0
<b>Male Total</b>		<b>22</b>	<b>15</b>	<b>7</b>	<b>10</b>	<b>6</b>	<b>5</b>	<b>14</b>	<b>9</b>	<b>7</b>	<b>9</b>	<b>7</b>	<b>3</b>	<b>16</b>	<b>11</b>	<b>9</b>
<b>Master's Total</b>		<b>31</b>	<b>21</b>	<b>8</b>	<b>27</b>	<b>16</b>	<b>10</b>	<b>23</b>	<b>14</b>	<b>8</b>	<b>20</b>	<b>14</b>	<b>9</b>	<b>26</b>	<b>17</b>	<b>11</b>

Source: Admissions Files

Graduate Admissions - Doctoral Degree



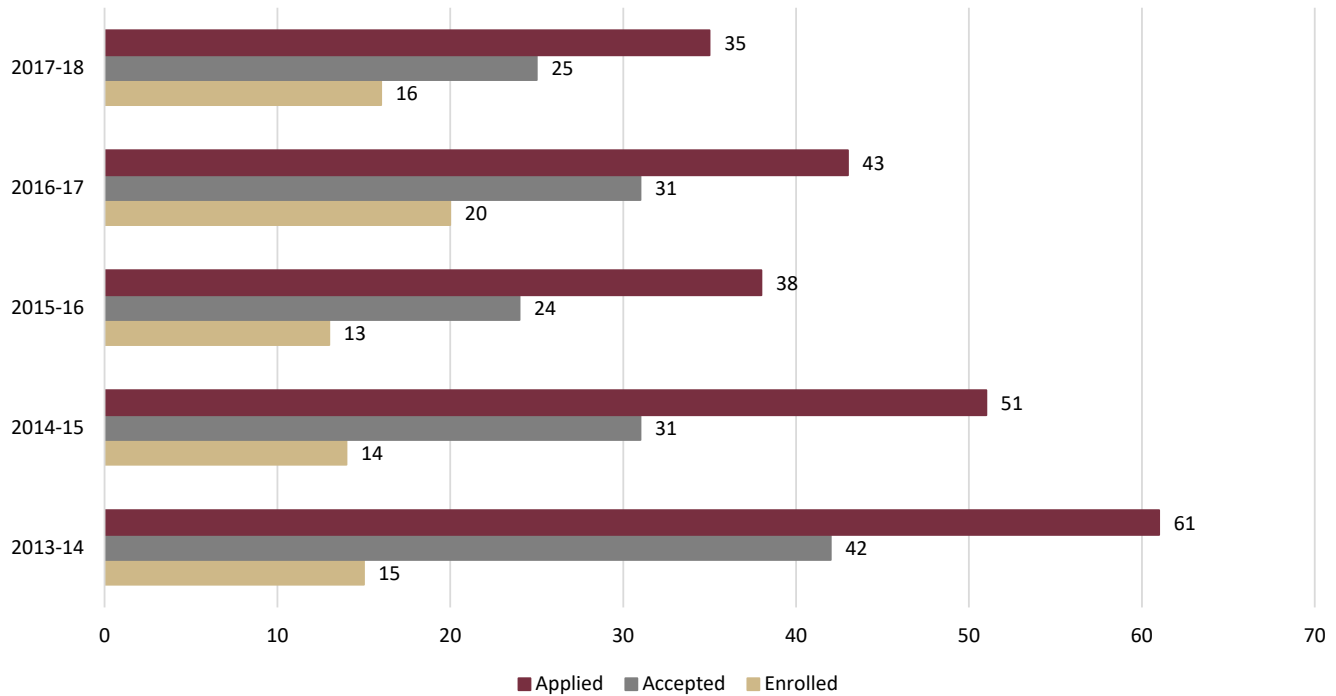
CIP: 540101

Gender	Race/Ethnicity	2013-14			2014-15			2015-16			2016-17			2017-18		
		Applied	Accepted	Enrolled	Applied	Accepted	Enrolled	Applied	Accepted	Enrolled	Applied	Accepted	Enrolled	Applied	Accepted	Enrolled
Female	Nonresident Alien	0	0	0	0	0	0	0	0	0	0	0	0	0	0	0
	Hispanic/Latino	1	0	0	0	0	0	0	0	0	1	1	1	0	0	0
	American Indian/Alaska Native	0	0	0	0	0	0	0	0	0	0	0	0	0	0	0
	Asian	0	0	0	0	0	0	0	0	0	0	0	0	0	0	0
	Black	1	0	0	0	0	0	1	1	0	0	0	0	0	0	0
	Native Hawaiian/Other Pacific Islander	0	0	0	0	0	0	0	0	0	0	0	0	0	0	0
	White	8	7	4	3	1	0	3	1	1	4	3	1	3	3	2
	Two or More Races	1	1	1	0	0	0	0	0	0	0	0	0	0	0	0
	Race and Ethnicity Unknown	1	0	0	0	0	0	0	0	0	0	0	0	0	0	0
<b>Female Total</b>		<b>12</b>	<b>8</b>	<b>5</b>	<b>3</b>	<b>1</b>	<b>0</b>	<b>4</b>	<b>2</b>	<b>1</b>	<b>5</b>	<b>4</b>	<b>2</b>	<b>3</b>	<b>3</b>	<b>2</b>
Male	Nonresident Alien	0	0	0	2	2	0	2	1	1	2	2	1	1	0	0
	Hispanic/Latino	0	0	0	0	0	0	1	1	0	5	2	2	0	0	0
	American Indian/Alaska Native	0	0	0	0	0	0	0	0	0	0	0	0	0	0	0
	Asian	0	0	0	0	0	0	0	0	0	0	0	0	0	0	0
	Black	2	1	0	1	0	0	0	0	0	0	0	0	0	0	0
	Native Hawaiian/Other Pacific Islander	0	0	0	0	0	0	0	0	0	0	0	0	0	0	0
	White	11	9	2	15	10	3	7	5	3	11	9	6	4	4	2
	Two or More Races	0	0	0	0	0	0	0	0	0	0	0	0	0	0	0
	Race and Ethnicity Unknown	5	3	0	3	2	1	1	1	0	0	0	0	1	1	1
<b>Male Total</b>		<b>18</b>	<b>13</b>	<b>2</b>	<b>21</b>	<b>14</b>	<b>4</b>	<b>11</b>	<b>8</b>	<b>4</b>	<b>18</b>	<b>13</b>	<b>9</b>	<b>6</b>	<b>5</b>	<b>3</b>
<b>Doctorate Total</b>		<b>30</b>	<b>21</b>	<b>7</b>	<b>24</b>	<b>15</b>	<b>4</b>	<b>15</b>	<b>10</b>	<b>5</b>	<b>23</b>	<b>17</b>	<b>11</b>	<b>9</b>	<b>8</b>	<b>5</b>

Source: Admissions Files

Table 8: Graduate Application / Enrollment Funnel - Masters and Doctoral Degree Levels

Graduate Admissions - Masters and Doctoral Degree



CIP: 540101

Gender	Race/Ethnicity	2013-14			2014-15			2015-16			2016-17			2017-18		
		Applied	Accepted	Enrolled	Applied	Accepted	Enrolled	Applied	Accepted	Enrolled	Applied	Accepted	Enrolled	Applied	Accepted	Enrolled
Female	Nonresident Alien	0	0	0	0	0	0	0	0	0	0	0	0	0	0	0
	Hispanic/Latino	1	0	0	1	1	1	2	2	1	1	1	1	0	0	0
	American Indian/Alaska Native	0	0	0	0	0	0	0	0	0	0	0	0	0	0	0
	Asian	0	0	0	0	0	0	0	0	0	0	0	0	0	0	0
	Black	1	0	0	2	1	1	1	1	0	0	0	0	0	0	0
	Native Hawaiian/Other Pacific Islander	0	0	0	0	0	0	0	0	0	0	0	0	0	0	0
	White	16	12	5	16	8	3	9	3	1	15	10	7	12	9	4
	Two or More Races	1	1	1	0	0	0	0	0	0	0	0	0	0	0	0
	Race and Ethnicity Unknown	2	1	0	1	1	0	1	1	0	0	0	0	1	0	0
<b>Female Total</b>		<b>21</b>	<b>14</b>	<b>6</b>	<b>20</b>	<b>11</b>	<b>5</b>	<b>13</b>	<b>7</b>	<b>2</b>	<b>16</b>	<b>11</b>	<b>8</b>	<b>13</b>	<b>9</b>	<b>4</b>
Male	Nonresident Alien	0	0	0	3	3	1	2	1	1	2	2	1	2	0	0
	Hispanic/Latino	3	3	2	0	0	0	1	1	0	6	3	3	0	0	0
	American Indian/Alaska Native	0	0	0	0	0	0	0	0	0	0	0	0	0	0	0
	Asian	0	0	0	0	0	0	0	0	0	1	1	0	1	1	1
	Black	2	1	0	1	0	0	0	0	0	0	0	0	0	0	0
	Native Hawaiian/Other Pacific Islander	0	0	0	0	0	0	0	0	0	0	0	0	0	0	0
	White	28	19	6	24	15	7	21	14	10	18	14	8	16	12	9
	Two or More Races	2	2	1	0	0	0	0	0	0	0	0	0	1	1	1
	Race and Ethnicity Unknown	5	3	0	3	2	1	1	1	0	0	0	0	2	2	1
<b>Male Total</b>		<b>40</b>	<b>28</b>	<b>9</b>	<b>31</b>	<b>20</b>	<b>9</b>	<b>25</b>	<b>17</b>	<b>11</b>	<b>27</b>	<b>20</b>	<b>12</b>	<b>22</b>	<b>16</b>	<b>12</b>
<b>Grand Total</b>		<b>61</b>	<b>42</b>	<b>15</b>	<b>51</b>	<b>31</b>	<b>14</b>	<b>38</b>	<b>24</b>	<b>13</b>	<b>43</b>	<b>31</b>	<b>20</b>	<b>35</b>	<b>25</b>	<b>16</b>

Source: Admissions Files