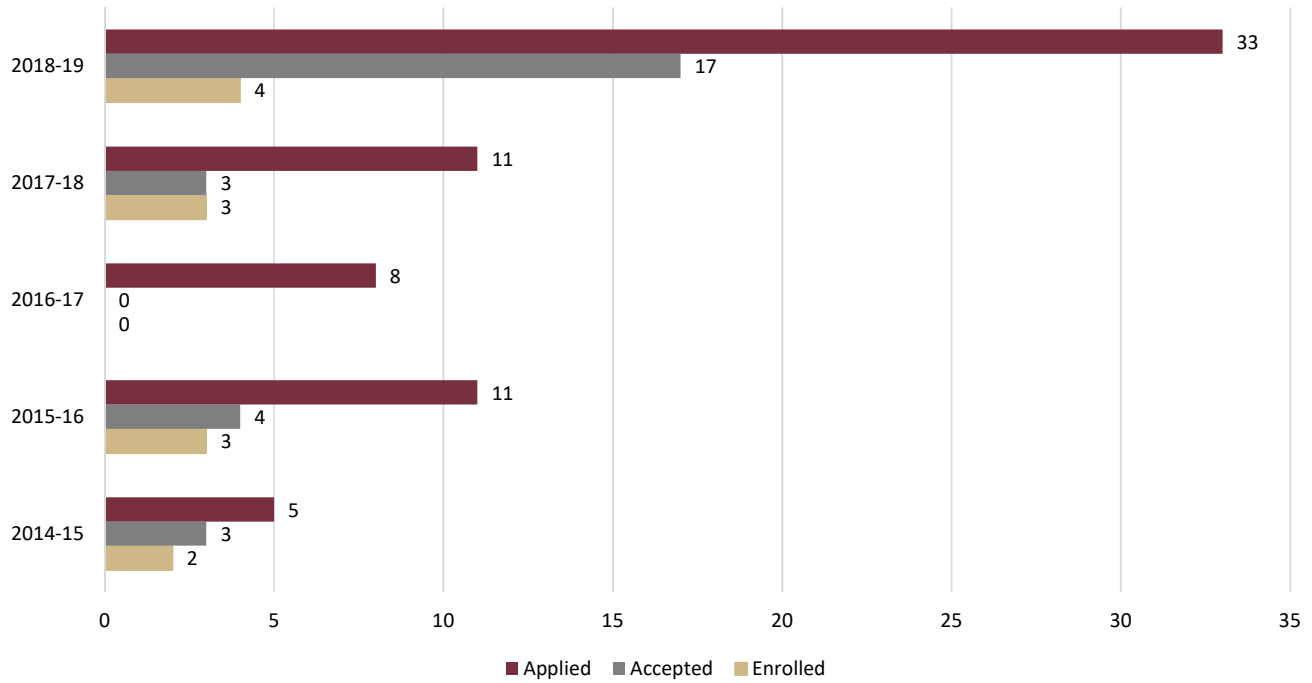


Graduate Admissions - Masters Degree

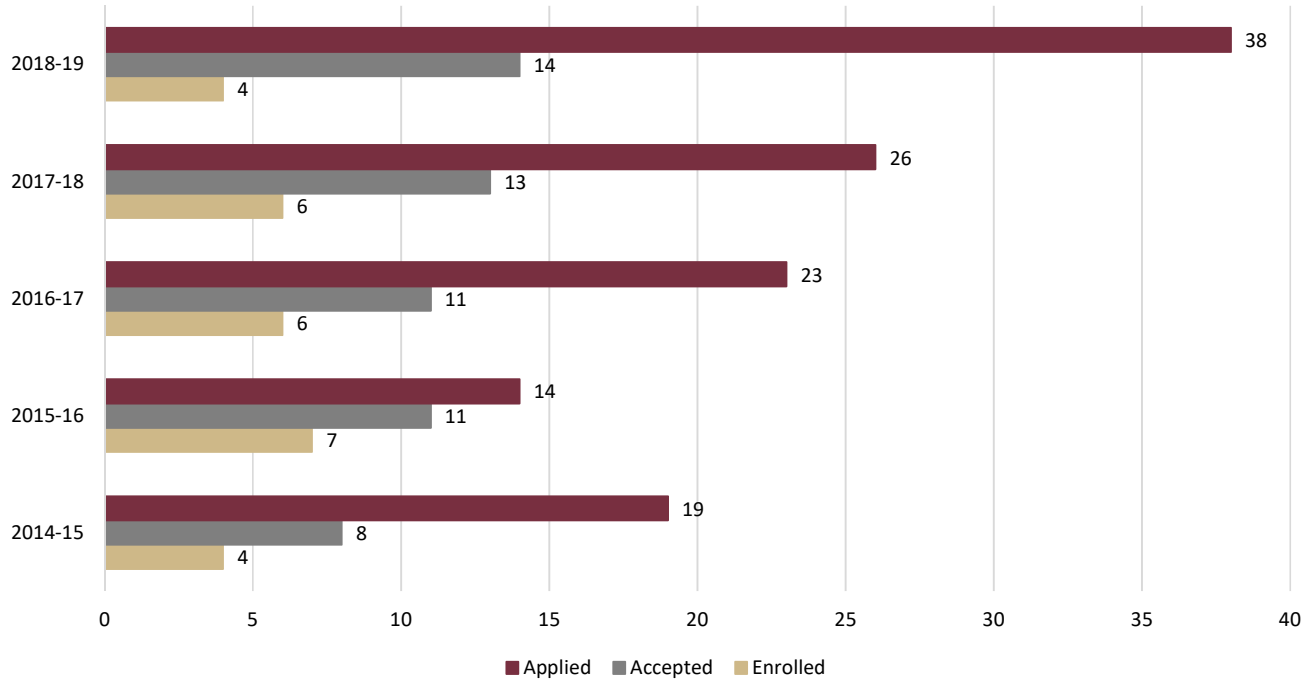


CIP: 303001

Gender	Race/Ethnicity	2014-15			2015-16			2016-17			2017-18			2018-19		
		Applied	Accepted	Enrolled	Applied	Accepted	Enrolled	Applied	Accepted	Enrolled	Applied	Accepted	Enrolled	Applied	Accepted	Enrolled
Female	Nonresident Alien	0	0	0	0	0	0	1	0	0	1	0	0	6	2	0
	Hispanic/Latino	0	0	0	0	0	0	0	0	0	0	0	0	0	0	0
	American Indian/Alaska Native	0	0	0	0	0	0	0	0	0	0	0	0	0	0	0
	Asian	0	0	0	0	0	0	1	0	0	1	1	1	0	0	0
	Black	0	0	0	0	0	0	0	0	0	0	0	0	1	0	0
	Native Hawaiian/Other Pacific Islander	0	0	0	0	0	0	0	0	0	0	0	0	0	0	0
	White	0	0	0	0	0	0	0	0	0	0	0	0	1	1	0
	Two or More Races	0	0	0	0	0	0	0	0	0	0	0	0	0	0	0
Race and Ethnicity Unknown	0	0	0	0	0	0	0	0	0	0	0	0	0	0	0	
Female Total		0	0	0	0	0	0	2	0	0	2	1	1	8	3	0
Male	Nonresident Alien	3	1	0	7	1	0	5	0	0	4	1	1	11	4	0
	Hispanic/Latino	1	1	1	0	0	0	0	0	0	0	0	0	4	3	2
	American Indian/Alaska Native	0	0	0	0	0	0	0	0	0	1	0	0	0	0	0
	Asian	0	0	0	1	0	0	0	0	0	0	0	0	0	0	0
	Black	0	0	0	0	0	0	0	0	0	0	0	0	1	0	0
	Native Hawaiian/Other Pacific Islander	0	0	0	0	0	0	0	0	0	0	0	0	0	0	0
	White	1	1	1	3	3	3	1	0	0	4	1	1	8	6	2
	Two or More Races	0	0	0	0	0	0	0	0	0	0	0	0	0	0	0
Race and Ethnicity Unknown	0	0	0	0	0	0	0	0	0	0	0	0	1	1	0	
Male Total		5	3	2	11	4	3	6	0	0	9	2	2	25	14	4
Master's Total		5	3	2	11	4	3	8	0	0	11	3	3	33	17	4

Source: Admissions Files

Graduate Admissions - Doctoral Degree

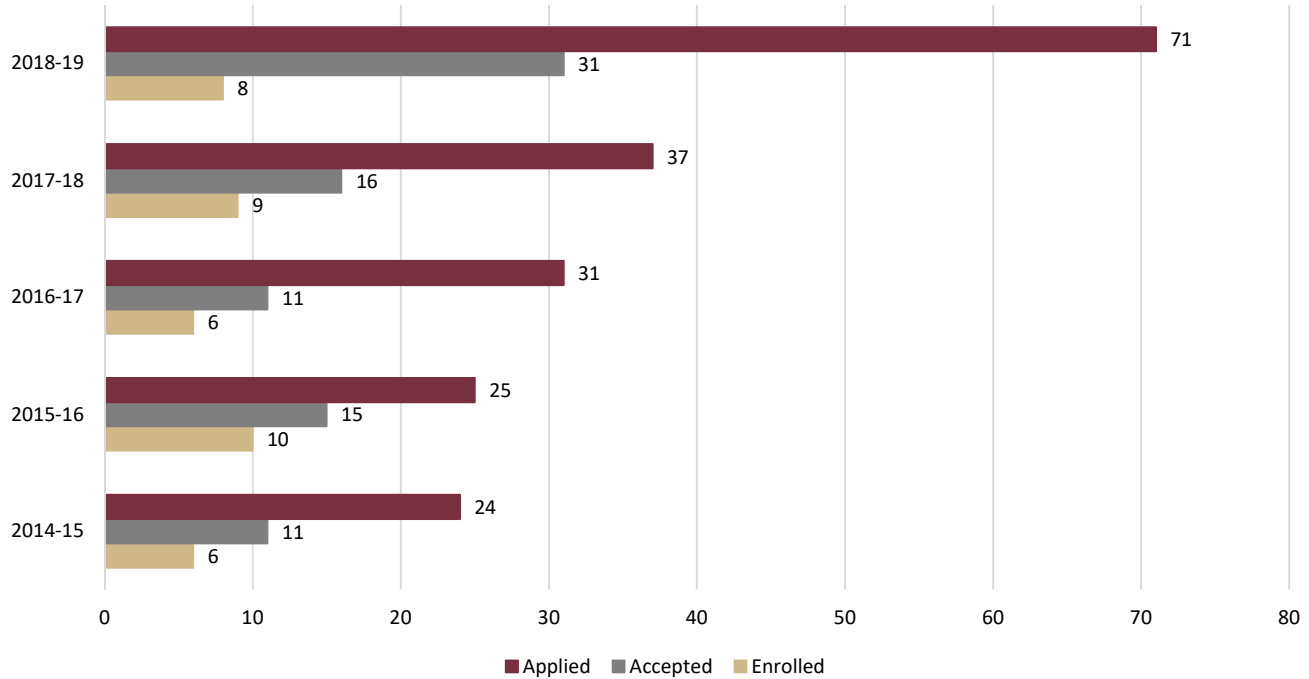


CIP: 303001

Gender	Race/Ethnicity	2014-15			2015-16			2016-17			2017-18			2018-19		
		Applied	Accepted	Enrolled	Applied	Accepted	Enrolled	Applied	Accepted	Enrolled	Applied	Accepted	Enrolled	Applied	Accepted	Enrolled
Female	Nonresident Alien	1	0	0	1	1	0	5	2	2	2	0	0	4	2	0
	Hispanic/Latino	0	0	0	0	0	0	0	0	0	0	0	0	2	1	1
	American Indian/Alaska Native	0	0	0	0	0	0	0	0	0	0	0	0	0	0	0
	Asian	0	0	0	1	1	1	0	0	0	0	0	0	0	0	0
	Black	1	1	0	0	0	0	0	0	0	0	0	0	0	0	0
	Native Hawaiian/Other Pacific Islander	0	0	0	0	0	0	0	0	0	0	0	0	0	0	0
	White	2	1	0	0	0	0	0	0	0	1	1	0	1	1	1
	Two or More Races	0	0	0	0	0	0	0	0	0	1	1	1	0	0	0
	Race and Ethnicity Unknown	2	0	0	0	0	0	0	0	0	0	0	0	0	0	0
Female Total		6	2	0	2	2	1	5	2	2	4	2	1	7	4	2
Male	Nonresident Alien	7	2	1	4	2	2	11	3	1	15	7	2	15	2	1
	Hispanic/Latino	0	0	0	2	1	1	1	1	0	2	0	0	2	1	0
	American Indian/Alaska Native	0	0	0	0	0	0	0	0	0	0	0	0	0	0	0
	Asian	1	0	0	1	1	1	1	0	0	0	0	0	3	2	1
	Black	0	0	0	0	0	0	0	0	0	0	0	0	0	0	0
	Native Hawaiian/Other Pacific Islander	0	0	0	0	0	0	0	0	0	0	0	0	0	0	0
	White	5	4	3	4	4	2	4	4	2	5	4	3	10	5	0
	Two or More Races	0	0	0	1	1	0	0	0	0	0	0	0	0	0	0
	Race and Ethnicity Unknown	0	0	0	0	0	0	1	1	1	0	0	0	1	0	0
Male Total	13	6	4	12	9	6	18	9	4	22	11	5	31	10	2	
Doctorate Total	19	8	4	14	11	7	23	11	6	26	13	6	38	14	4	

Source: Admissions Files

Graduate Admissions - Masters and Doctoral Degree



CIP: 303001

Gender	Race/Ethnicity	2014-15			2015-16			2016-17			2017-18			2018-19		
		Applied	Accepted	Enrolled	Applied	Accepted	Enrolled	Applied	Accepted	Enrolled	Applied	Accepted	Enrolled	Applied	Accepted	Enrolled
Female	Nonresident Alien	1	0	0	1	1	0	6	2	2	3	0	0	10	4	0
	Hispanic/Latino	0	0	0	0	0	0	0	0	0	0	0	0	2	1	1
	American Indian/Alaska Native	0	0	0	0	0	0	0	0	0	0	0	0	0	0	0
	Asian	0	0	0	1	1	1	1	0	0	1	1	1	0	0	0
	Black	1	1	0	0	0	0	0	0	0	0	0	0	1	0	0
	Native Hawaiian/Other Pacific Islander	0	0	0	0	0	0	0	0	0	0	0	0	0	0	0
	White	2	1	0	0	0	0	0	0	0	1	1	0	2	2	1
	Two or More Races	0	0	0	0	0	0	0	0	0	1	1	1	0	0	0
Race and Ethnicity Unknown	2	0	0	0	0	0	0	0	0	0	0	0	0	0	0	
Female Total		6	2	0	2	2	1	7	2	2	6	3	2	15	7	2
Male	Nonresident Alien	10	3	1	11	3	2	16	3	1	19	8	3	26	6	1
	Hispanic/Latino	1	1	1	2	1	1	1	1	0	2	0	0	6	4	2
	American Indian/Alaska Native	0	0	0	0	0	0	0	0	0	1	0	0	0	0	0
	Asian	1	0	0	2	1	1	1	0	0	0	0	0	3	2	1
	Black	0	0	0	0	0	0	0	0	0	0	0	0	1	0	0
	Native Hawaiian/Other Pacific Islander	0	0	0	0	0	0	0	0	0	0	0	0	0	0	0
	White	6	5	4	7	7	5	5	4	2	9	5	4	18	11	2
	Two or More Races	0	0	0	1	1	0	0	0	0	0	0	0	0	0	0
Race and Ethnicity Unknown	0	0	0	0	0	0	1	1	1	0	0	0	2	1	0	
Male Total		18	9	6	23	13	9	24	9	4	31	13	7	56	24	6
Grand Total		24	11	6	25	15	10	31	11	6	37	16	9	71	31	8

Source: Admissions Files