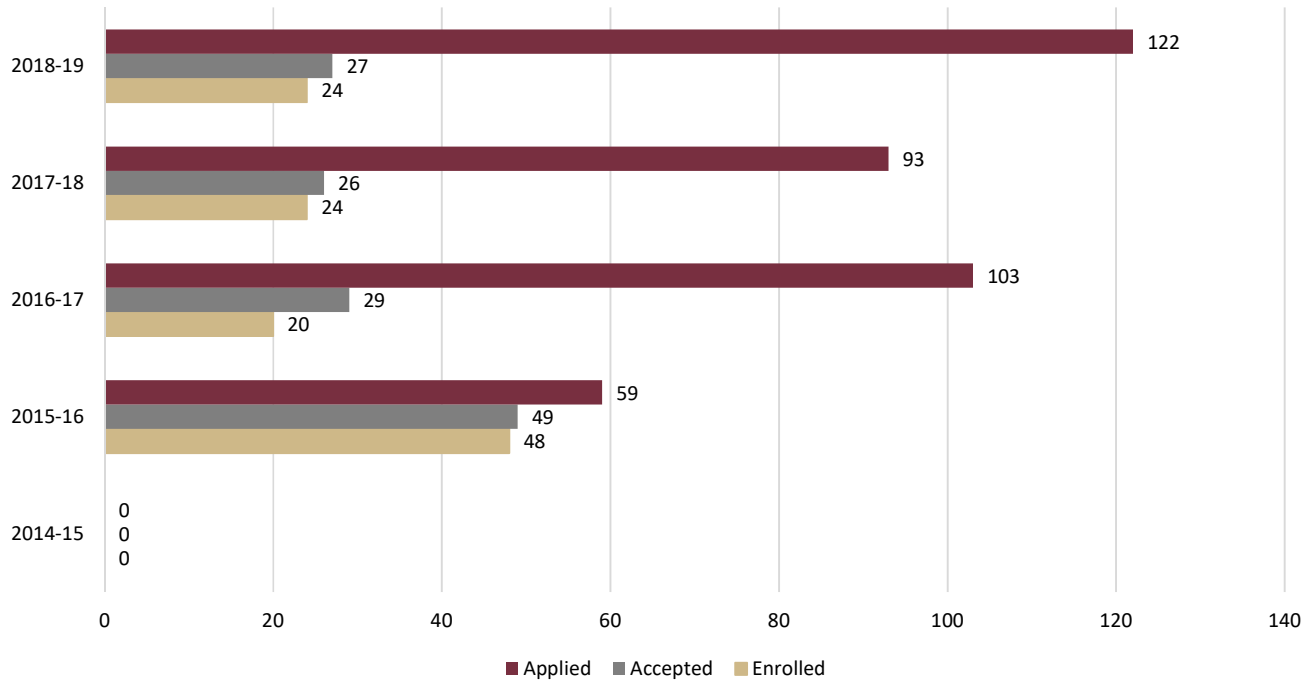


Graduate Admissions - Masters Degree

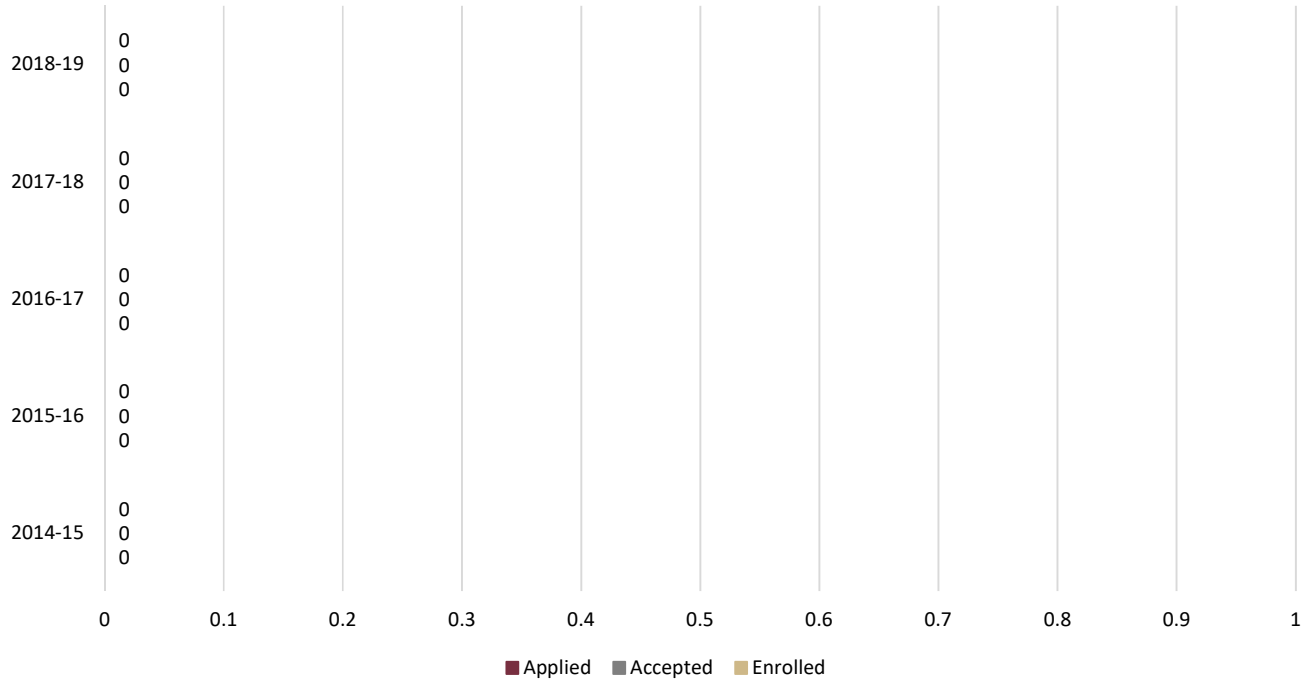


CIP: 513804

Gender	Race/Ethnicity	2014-15			2015-16			2016-17			2017-18			2018-19		
		Applied	Accepted	Enrolled	Applied	Accepted	Enrolled	Applied	Accepted	Enrolled	Applied	Accepted	Enrolled	Applied	Accepted	Enrolled
Female	Nonresident Alien	0	0	0	0	0	0	0	0	0	0	0	0	1	1	1
	Hispanic/Latino	0	0	0	1	0	0	3	1	0	6	1	1	9	2	2
	American Indian/Alaska Native	0	0	0	0	0	0	2	0	0	0	0	0	1	0	0
	Asian	0	0	0	2	1	1	2	0	0	4	0	0	2	0	0
	Black	0	0	0	3	2	2	4	0	0	8	1	1	9	0	0
	Native Hawaiian/Other Pacific Islander	0	0	0	0	0	0	0	0	0	1	1	1	0	0	0
	White	0	0	0	24	21	20	35	10	9	33	7	7	43	13	12
	Two or More Races	0	0	0	0	0	0	3	0	0	0	0	0	5	1	1
	Race and Ethnicity Unknown	0	0	0	0	0	0	3	1	1	1	0	0	1	0	0
Female Total		0	0	0	30	24	23	52	12	10	53	10	10	71	17	16
Male	Nonresident Alien	0	0	0	0	0	0	0	0	0	0	0	0	0	0	0
	Hispanic/Latino	0	0	0	2	2	2	4	2	2	0	0	0	6	1	1
	American Indian/Alaska Native	0	0	0	0	0	0	1	0	0	0	0	0	0	0	0
	Asian	0	0	0	3	2	2	4	0	0	3	2	2	5	1	0
	Black	0	0	0	1	1	1	9	3	2	0	0	0	3	0	0
	Native Hawaiian/Other Pacific Islander	0	0	0	0	0	0	1	0	0	0	0	0	0	0	0
	White	0	0	0	23	20	20	31	11	6	33	11	9	34	7	6
	Two or More Races	0	0	0	0	0	0	0	0	0	2	2	2	2	0	0
	Race and Ethnicity Unknown	0	0	0	0	0	0	1	1	0	2	1	1	1	1	1
Male Total		0	0	0	29	25	25	51	17	10	40	16	14	51	10	8
Master's Total		0	0	0	59	49	48	103	29	20	93	26	24	122	27	24

Source: Admissions Files

Graduate Admissions - Doctoral Degree



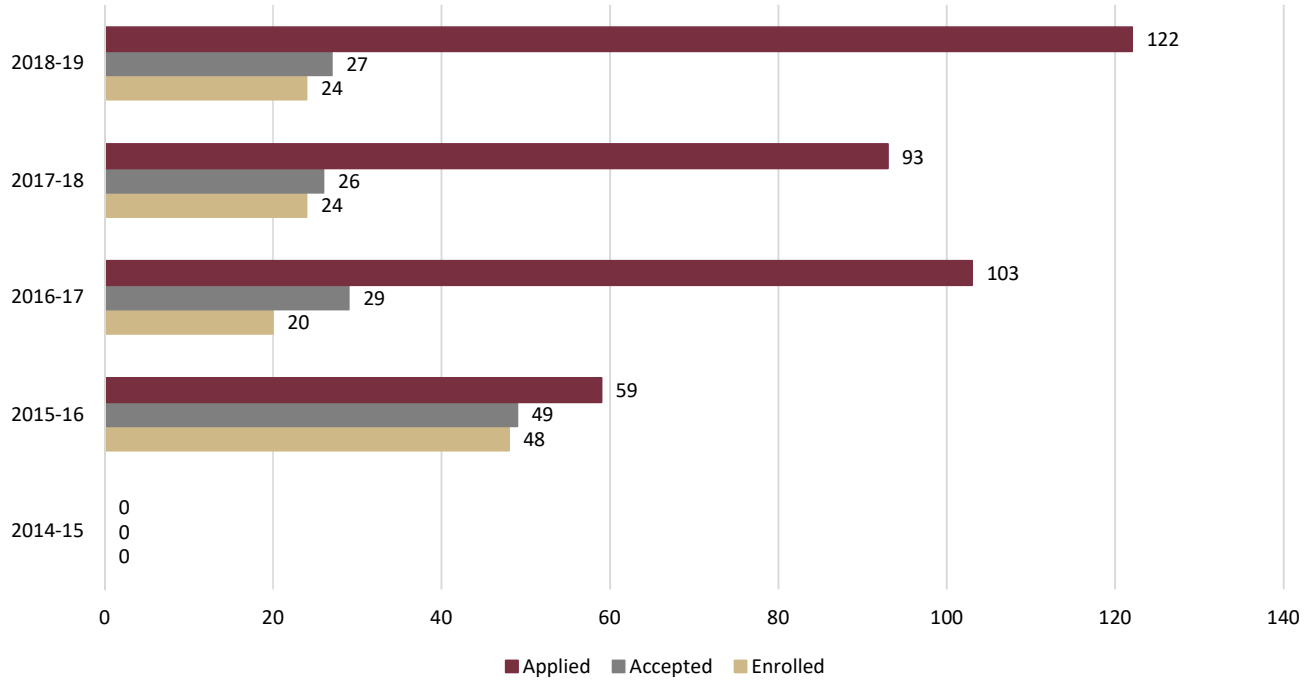
CIP: 513804

Gender	Race/Ethnicity	2014-15			2015-16			2016-17			2017-18			2018-19		
		Applied	Accepted	Enrolled	Applied	Accepted	Enrolled	Applied	Accepted	Enrolled	Applied	Accepted	Enrolled	Applied	Accepted	Enrolled
Female	Nonresident Alien	0	0	0	0	0	0	0	0	0	0	0	0	0	0	0
	Hispanic/Latino	0	0	0	0	0	0	0	0	0	0	0	0	0	0	0
	American Indian/Alaska Native	0	0	0	0	0	0	0	0	0	0	0	0	0	0	0
	Asian	0	0	0	0	0	0	0	0	0	0	0	0	0	0	0
	Black	0	0	0	0	0	0	0	0	0	0	0	0	0	0	0
	Native Hawaiian/Other Pacific Islander	0	0	0	0	0	0	0	0	0	0	0	0	0	0	0
	White	0	0	0	0	0	0	0	0	0	0	0	0	0	0	0
	Two or More Races	0	0	0	0	0	0	0	0	0	0	0	0	0	0	0
	Race and Ethnicity Unknown	0	0	0	0	0	0	0	0	0	0	0	0	0	0	0
Female Total		0	0	0	0	0	0	0	0	0	0	0	0	0	0	0
Male	Nonresident Alien	0	0	0	0	0	0	0	0	0	0	0	0	0	0	0
	Hispanic/Latino	0	0	0	0	0	0	0	0	0	0	0	0	0	0	0
	American Indian/Alaska Native	0	0	0	0	0	0	0	0	0	0	0	0	0	0	0
	Asian	0	0	0	0	0	0	0	0	0	0	0	0	0	0	0
	Black	0	0	0	0	0	0	0	0	0	0	0	0	0	0	0
	Native Hawaiian/Other Pacific Islander	0	0	0	0	0	0	0	0	0	0	0	0	0	0	0
	White	0	0	0	0	0	0	0	0	0	0	0	0	0	0	0
	Two or More Races	0	0	0	0	0	0	0	0	0	0	0	0	0	0	0
	Race and Ethnicity Unknown	0	0	0	0	0	0	0	0	0	0	0	0	0	0	0
Male Total		0	0	0	0	0	0	0	0	0	0	0	0	0	0	0
Doctorate Total		0	0	0	0	0	0	0	0	0	0	0	0	0	0	0

Source: Admissions Files

Table 8: Graduate Application / Enrollment Funnel - Masters and Doctoral Degree Levels

Graduate Admissions - Masters and Doctoral Degree



CIP: 513804

Gender	Race/Ethnicity	2014-15			2015-16			2016-17			2017-18			2018-19		
		Applied	Accepted	Enrolled	Applied	Accepted	Enrolled	Applied	Accepted	Enrolled	Applied	Accepted	Enrolled	Applied	Accepted	Enrolled
Female	Nonresident Alien	0	0	0	0	0	0	0	0	0	0	0	0	1	1	1
	Hispanic/Latino	0	0	0	1	0	0	3	1	0	6	1	1	9	2	2
	American Indian/Alaska Native	0	0	0	0	0	0	2	0	0	0	0	0	1	0	0
	Asian	0	0	0	2	1	1	2	0	0	4	0	0	2	0	0
	Black	0	0	0	3	2	2	4	0	0	8	1	1	9	0	0
	Native Hawaiian/Other Pacific Islander	0	0	0	0	0	0	0	0	0	1	1	1	0	0	0
	White	0	0	0	24	21	20	35	10	9	33	7	7	43	13	12
	Two or More Races	0	0	0	0	0	0	3	0	0	0	0	0	5	1	1
Race and Ethnicity Unknown	0	0	0	0	0	0	3	1	1	1	0	0	1	0	0	
Female Total		0	0	0	30	24	23	52	12	10	53	10	10	71	17	16
Male	Nonresident Alien	0	0	0	0	0	0	0	0	0	0	0	0	0	0	0
	Hispanic/Latino	0	0	0	2	2	2	4	2	2	0	0	0	6	1	1
	American Indian/Alaska Native	0	0	0	0	0	0	1	0	0	0	0	0	0	0	0
	Asian	0	0	0	3	2	2	4	0	0	3	2	2	5	1	0
	Black	0	0	0	1	1	1	9	3	2	0	0	0	3	0	0
	Native Hawaiian/Other Pacific Islander	0	0	0	0	0	0	1	0	0	0	0	0	0	0	0
	White	0	0	0	23	20	20	31	11	6	33	11	9	34	7	6
	Two or More Races	0	0	0	0	0	0	0	0	0	2	2	2	2	0	0
Race and Ethnicity Unknown	0	0	0	0	0	0	1	1	0	2	1	1	1	1	1	
Male Total		0	0	0	29	25	25	51	17	10	40	16	14	51	10	8
Grand Total		0	0	0	59	49	48	103	29	20	93	26	24	122	27	24

Source: Admissions Files