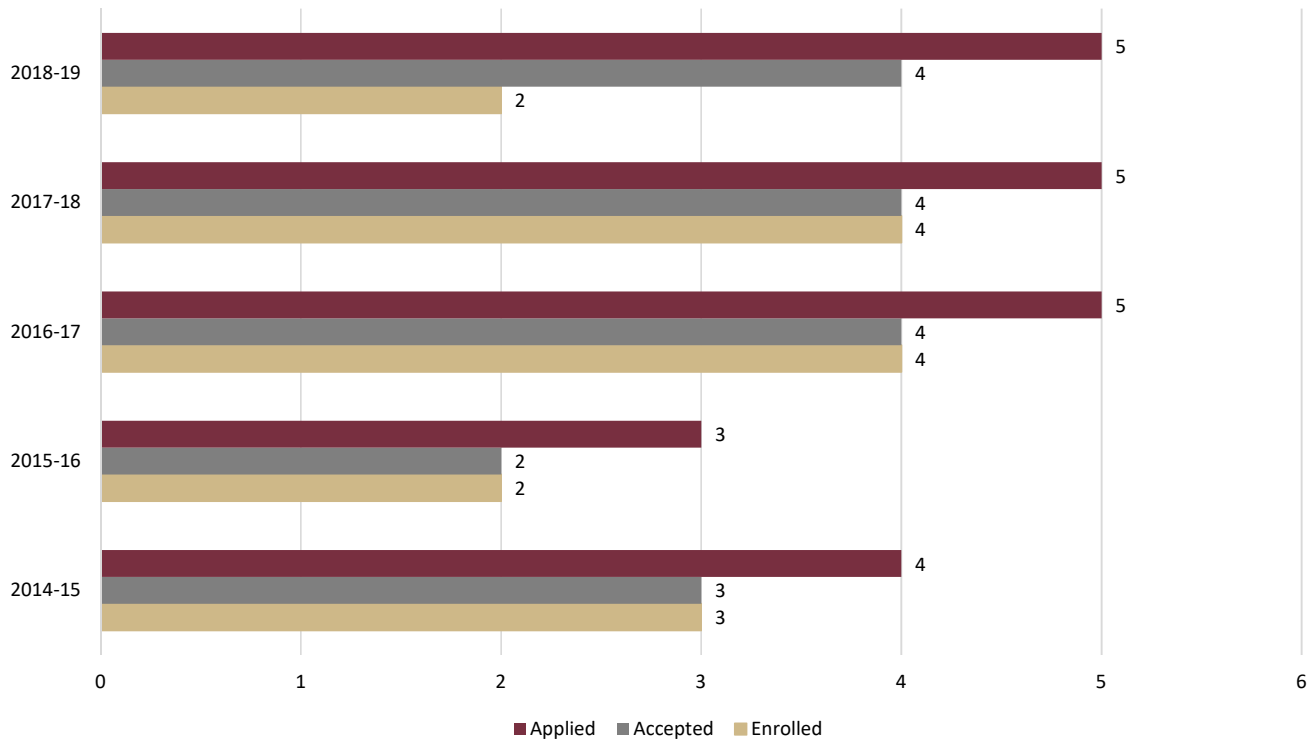


Graduate Admissions - Masters Degree

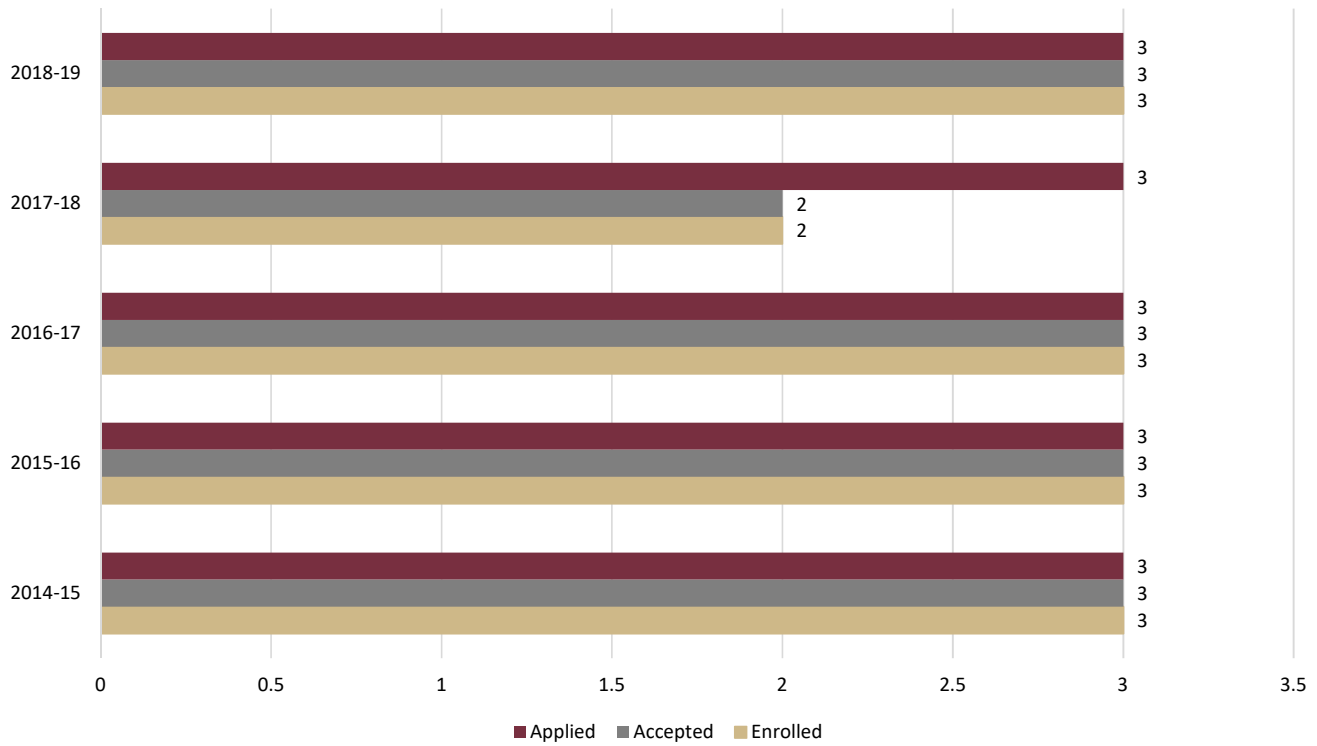


CIP: 050126

Gender	Race/Ethnicity	2014-15			2015-16			2016-17			2017-18			2018-19		
		Applied	Accepted	Enrolled	Applied	Accepted	Enrolled	Applied	Accepted	Enrolled	Applied	Accepted	Enrolled	Applied	Accepted	Enrolled
Female	Nonresident Alien	0	0	0	1	0	0	2	1	1	1	1	1	1	1	0
	Hispanic/Latino	0	0	0	1	1	1	1	1	1	0	0	0	2	2	1
	American Indian/Alaska Native	0	0	0	0	0	0	0	0	0	0	0	0	0	0	0
	Asian	0	0	0	0	0	0	0	0	0	0	0	0	0	0	0
	Black	0	0	0	0	0	0	0	0	0	0	0	0	0	0	0
	Native Hawaiian/Other Pacific Islander	0	0	0	0	0	0	0	0	0	0	0	0	0	0	0
	White	3	2	2	1	1	1	0	0	0	2	1	1	2	1	1
	Two or More Races	0	0	0	0	0	0	0	0	0	0	0	0	0	0	0
	Race and Ethnicity Unknown	0	0	0	0	0	0	0	0	0	0	0	0	0	0	0
<b>Female Total</b>		<b>3</b>	<b>2</b>	<b>2</b>	<b>3</b>	<b>2</b>	<b>2</b>	<b>3</b>	<b>2</b>	<b>2</b>	<b>3</b>	<b>2</b>	<b>2</b>	<b>5</b>	<b>4</b>	<b>2</b>
Male	Nonresident Alien	1	1	1	0	0	0	1	1	1	1	1	1	0	0	0
	Hispanic/Latino	0	0	0	0	0	0	1	1	1	0	0	0	0	0	0
	American Indian/Alaska Native	0	0	0	0	0	0	0	0	0	0	0	0	0	0	0
	Asian	0	0	0	0	0	0	0	0	0	0	0	0	0	0	0
	Black	0	0	0	0	0	0	0	0	0	0	0	0	0	0	0
	Native Hawaiian/Other Pacific Islander	0	0	0	0	0	0	0	0	0	0	0	0	0	0	0
	White	0	0	0	0	0	0	0	0	0	1	1	1	0	0	0
	Two or More Races	0	0	0	0	0	0	0	0	0	0	0	0	0	0	0
	Race and Ethnicity Unknown	0	0	0	0	0	0	0	0	0	0	0	0	0	0	0
<b>Male Total</b>	<b>1</b>	<b>1</b>	<b>1</b>	<b>0</b>	<b>0</b>	<b>0</b>	<b>2</b>	<b>2</b>	<b>2</b>	<b>2</b>	<b>2</b>	<b>2</b>	<b>0</b>	<b>0</b>	<b>0</b>	
<b>Master's Total</b>	<b>4</b>	<b>3</b>	<b>3</b>	<b>3</b>	<b>2</b>	<b>2</b>	<b>5</b>	<b>4</b>	<b>4</b>	<b>5</b>	<b>4</b>	<b>4</b>	<b>5</b>	<b>4</b>	<b>2</b>	

Source: Admissions Files

Graduate Admissions - Masters Degree

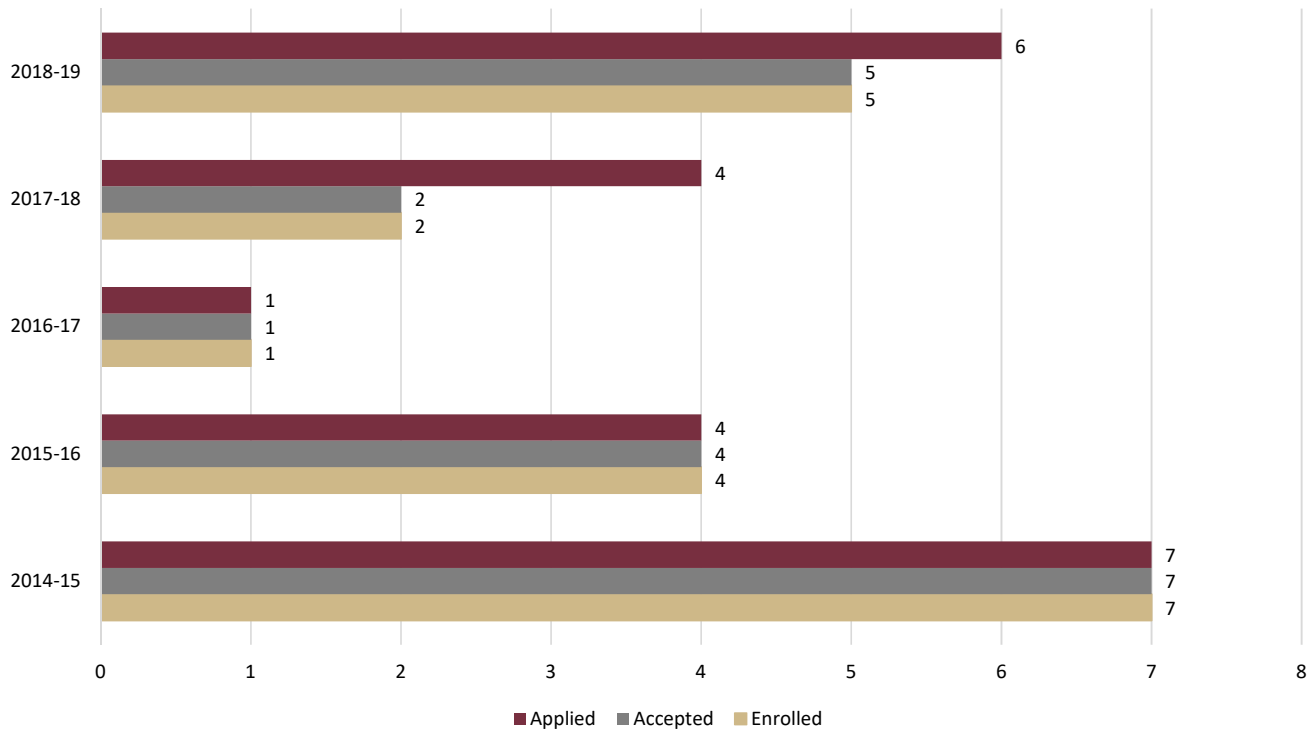


CIP: 160400

Gender	Race/Ethnicity	2014-15			2015-16			2016-17			2017-18			2018-19		
		Applied	Accepted	Enrolled	Applied	Accepted	Enrolled	Applied	Accepted	Enrolled	Applied	Accepted	Enrolled	Applied	Accepted	Enrolled
Female	Nonresident Alien	2	2	2	0	0	0	0	0	0	0	0	0	0	0	0
	Hispanic/Latino	0	0	0	0	0	0	0	0	0	0	0	0	0	0	0
	American Indian/Alaska Native	0	0	0	0	0	0	0	0	0	0	0	0	0	0	0
	Asian	0	0	0	0	0	0	0	0	0	0	0	0	0	0	0
	Black	0	0	0	0	0	0	1	1	1	0	0	0	0	0	0
	Native Hawaiian/Other Pacific Islander	0	0	0	0	0	0	0	0	0	0	0	0	0	0	0
	White	1	1	1	3	3	3	1	1	1	2	1	1	2	2	2
	Two or More Races	0	0	0	0	0	0	0	0	0	0	0	0	0	0	0
	Race and Ethnicity Unknown	0	0	0	0	0	0	0	0	0	0	0	0	0	0	0
<b>Female Total</b>		<b>3</b>	<b>3</b>	<b>3</b>	<b>3</b>	<b>3</b>	<b>3</b>	<b>2</b>	<b>2</b>	<b>2</b>	<b>2</b>	<b>1</b>	<b>1</b>	<b>2</b>	<b>2</b>	<b>2</b>
Male	Nonresident Alien	0	0	0	0	0	0	0	0	0	0	0	0	0	0	0
	Hispanic/Latino	0	0	0	0	0	0	0	0	0	1	1	1	0	0	0
	American Indian/Alaska Native	0	0	0	0	0	0	0	0	0	0	0	0	0	0	0
	Asian	0	0	0	0	0	0	0	0	0	0	0	0	0	0	0
	Black	0	0	0	0	0	0	0	0	0	0	0	0	0	0	0
	Native Hawaiian/Other Pacific Islander	0	0	0	0	0	0	0	0	0	0	0	0	0	0	0
	White	0	0	0	0	0	0	1	1	1	0	0	0	1	1	1
	Two or More Races	0	0	0	0	0	0	0	0	0	0	0	0	0	0	0
	Race and Ethnicity Unknown	0	0	0	0	0	0	0	0	0	0	0	0	0	0	0
<b>Male Total</b>		<b>0</b>	<b>0</b>	<b>0</b>	<b>0</b>	<b>0</b>	<b>0</b>	<b>1</b>	<b>1</b>	<b>1</b>	<b>1</b>	<b>1</b>	<b>1</b>	<b>1</b>	<b>1</b>	<b>1</b>
<b>Master's Total</b>		<b>3</b>	<b>3</b>	<b>3</b>	<b>3</b>	<b>3</b>	<b>3</b>	<b>3</b>	<b>3</b>	<b>3</b>	<b>3</b>	<b>2</b>	<b>2</b>	<b>3</b>	<b>3</b>	<b>3</b>

Source: Admissions Files

Graduate Admissions - Masters Degree

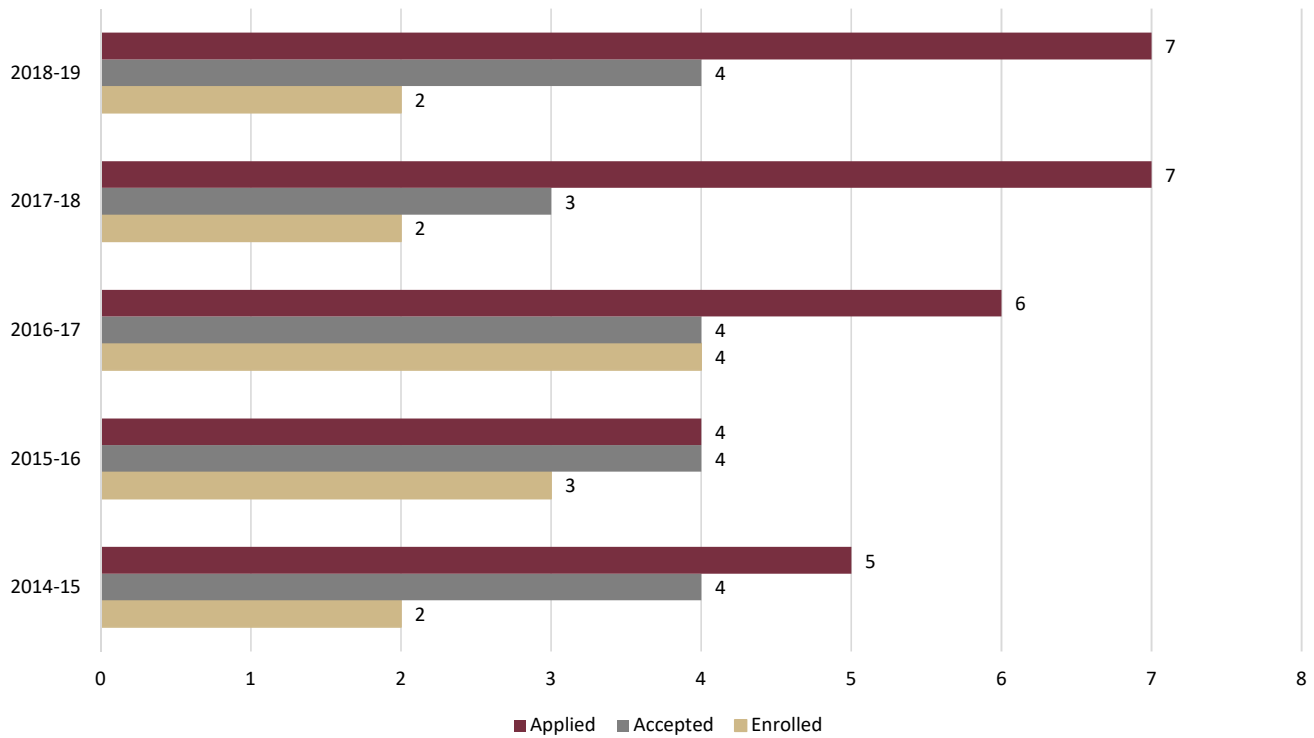


CIP: 160501

Gender	Race/Ethnicity	2014-15			2015-16			2016-17			2017-18			2018-19		
		Applied	Accepted	Enrolled	Applied	Accepted	Enrolled	Applied	Accepted	Enrolled	Applied	Accepted	Enrolled	Applied	Accepted	Enrolled
Female	Nonresident Alien	1	1	1	1	1	1	1	1	1	0	0	0	1	1	1
	Hispanic/Latino	1	1	1	0	0	0	0	0	0	0	0	0	1	1	1
	American Indian/Alaska Native	0	0	0	0	0	0	0	0	0	0	0	0	0	0	0
	Asian	0	0	0	0	0	0	0	0	0	0	0	0	0	0	0
	Black	0	0	0	0	0	0	0	0	0	0	0	0	1	1	1
	Native Hawaiian/Other Pacific Islander	0	0	0	0	0	0	0	0	0	0	0	0	0	0	0
	White	2	2	2	2	2	2	0	0	0	0	0	0	1	0	0
	Two or More Races	1	1	1	0	0	0	0	0	0	0	0	0	0	0	0
	Race and Ethnicity Unknown	0	0	0	0	0	0	0	0	0	0	0	0	0	0	0
<b>Female Total</b>		<b>5</b>	<b>5</b>	<b>5</b>	<b>3</b>	<b>3</b>	<b>3</b>	<b>1</b>	<b>1</b>	<b>1</b>	<b>0</b>	<b>0</b>	<b>0</b>	<b>4</b>	<b>3</b>	<b>3</b>
Male	Nonresident Alien	0	0	0	0	0	0	0	0	0	0	0	0	0	0	0
	Hispanic/Latino	0	0	0	1	1	1	0	0	0	0	0	0	0	0	0
	American Indian/Alaska Native	0	0	0	0	0	0	0	0	0	0	0	0	0	0	0
	Asian	0	0	0	0	0	0	0	0	0	1	0	0	1	1	1
	Black	0	0	0	0	0	0	0	0	0	0	0	0	0	0	0
	Native Hawaiian/Other Pacific Islander	0	0	0	0	0	0	0	0	0	0	0	0	0	0	0
	White	2	2	2	0	0	0	0	0	0	3	2	2	1	1	1
	Two or More Races	0	0	0	0	0	0	0	0	0	0	0	0	0	0	0
	Race and Ethnicity Unknown	0	0	0	0	0	0	0	0	0	0	0	0	0	0	0
<b>Male Total</b>	<b>2</b>	<b>2</b>	<b>2</b>	<b>1</b>	<b>1</b>	<b>1</b>	<b>0</b>	<b>0</b>	<b>0</b>	<b>4</b>	<b>2</b>	<b>2</b>	<b>2</b>	<b>2</b>	<b>2</b>	
<b>Master's Total</b>	<b>7</b>	<b>7</b>	<b>7</b>	<b>4</b>	<b>4</b>	<b>4</b>	<b>1</b>	<b>1</b>	<b>1</b>	<b>4</b>	<b>2</b>	<b>2</b>	<b>6</b>	<b>5</b>	<b>5</b>	

Source: Admissions Files

Graduate Admissions - Masters Degree

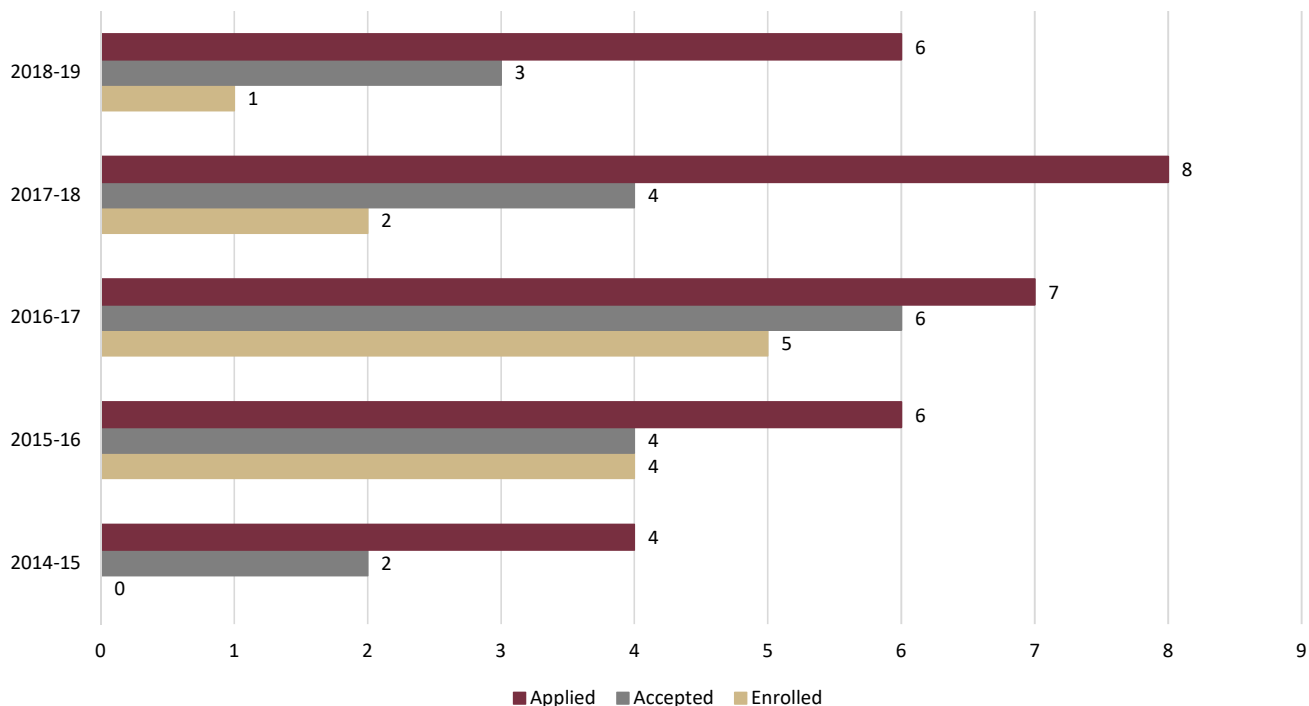


CIP: 160901

Gender	Race/Ethnicity	2014-15			2015-16			2016-17			2017-18			2018-19		
		Applied	Accepted	Enrolled	Applied	Accepted	Enrolled	Applied	Accepted	Enrolled	Applied	Accepted	Enrolled	Applied	Accepted	Enrolled
Female	Nonresident Alien	0	0	0	0	0	0	0	0	0	0	0	0	1	1	1
	Hispanic/Latino	0	0	0	0	0	0	0	0	0	2	1	1	0	0	0
	American Indian/Alaska Native	0	0	0	0	0	0	0	0	0	0	0	0	0	0	0
	Asian	0	0	0	0	0	0	0	0	0	0	0	0	0	0	0
	Black	0	0	0	0	0	0	0	0	0	0	0	0	0	0	0
	Native Hawaiian/Other Pacific Islander	0	0	0	0	0	0	0	0	0	0	0	0	0	0	0
	White	3	2	1	1	1	1	5	3	3	3	2	1	3	2	1
	Two or More Races	0	0	0	0	0	0	0	0	0	0	0	0	0	0	0
	Race and Ethnicity Unknown	0	0	0	0	0	0	0	0	0	0	0	0	0	0	0
<b>Female Total</b>	<b>3</b>	<b>2</b>	<b>1</b>	<b>1</b>	<b>1</b>	<b>1</b>	<b>5</b>	<b>3</b>	<b>3</b>	<b>5</b>	<b>3</b>	<b>2</b>	<b>4</b>	<b>3</b>	<b>2</b>	
Male	Nonresident Alien	1	1	0	0	0	0	0	0	0	0	0	0	2	1	0
	Hispanic/Latino	0	0	0	0	0	0	0	0	0	1	0	0	0	0	0
	American Indian/Alaska Native	0	0	0	0	0	0	0	0	0	0	0	0	0	0	0
	Asian	0	0	0	0	0	0	0	0	0	0	0	0	0	0	0
	Black	0	0	0	0	0	0	0	0	0	0	0	0	0	0	0
	Native Hawaiian/Other Pacific Islander	0	0	0	0	0	0	0	0	0	0	0	0	0	0	0
	White	1	1	1	3	3	2	1	1	1	1	0	0	1	0	0
	Two or More Races	0	0	0	0	0	0	0	0	0	0	0	0	0	0	0
	Race and Ethnicity Unknown	0	0	0	0	0	0	0	0	0	0	0	0	0	0	0
<b>Male Total</b>	<b>2</b>	<b>2</b>	<b>1</b>	<b>3</b>	<b>3</b>	<b>2</b>	<b>1</b>	<b>1</b>	<b>1</b>	<b>2</b>	<b>0</b>	<b>0</b>	<b>3</b>	<b>1</b>	<b>0</b>	
<b>Master's Total</b>	<b>5</b>	<b>4</b>	<b>2</b>	<b>4</b>	<b>4</b>	<b>3</b>	<b>6</b>	<b>4</b>	<b>4</b>	<b>7</b>	<b>3</b>	<b>2</b>	<b>7</b>	<b>4</b>	<b>2</b>	

Source: Admissions Files

Graduate Admissions - Doctoral Degree

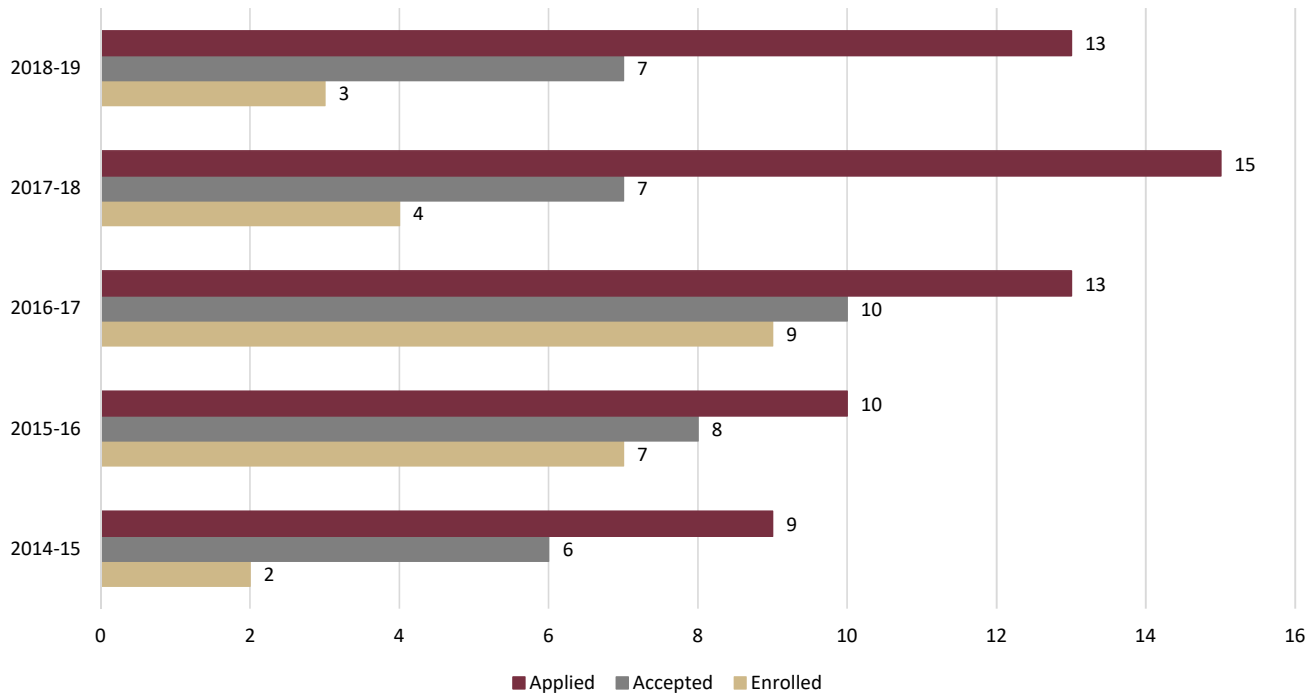


CIP: 160901

Gender	Race/Ethnicity	2014-15			2015-16			2016-17			2017-18			2018-19		
		Applied	Accepted	Enrolled	Applied	Accepted	Enrolled	Applied	Accepted	Enrolled	Applied	Accepted	Enrolled	Applied	Accepted	Enrolled
Female	Nonresident Alien	0	0	0	2	1	1	3	2	1	2	1	1	2	1	1
	Hispanic/Latino	0	0	0	0	0	0	0	0	0	0	0	0	0	0	0
	American Indian/Alaska Native	0	0	0	0	0	0	0	0	0	0	0	0	0	0	0
	Asian	0	0	0	0	0	0	0	0	0	0	0	0	0	0	0
	Black	0	0	0	0	0	0	0	0	0	0	0	0	0	0	0
	Native Hawaiian/Other Pacific Islander	0	0	0	0	0	0	0	0	0	0	0	0	0	0	0
	White	2	2	0	1	1	1	1	1	1	2	1	0	1	1	0
	Two or More Races	0	0	0	0	0	0	0	0	0	0	0	0	0	0	0
	Race and Ethnicity Unknown	0	0	0	0	0	0	0	0	0	1	1	0	0	0	0
<b>Female Total</b>		<b>2</b>	<b>2</b>	<b>0</b>	<b>3</b>	<b>2</b>	<b>2</b>	<b>4</b>	<b>3</b>	<b>2</b>	<b>5</b>	<b>3</b>	<b>1</b>	<b>3</b>	<b>2</b>	<b>1</b>
Male	Nonresident Alien	0	0	0	2	1	1	2	2	2	1	0	0	1	0	0
	Hispanic/Latino	0	0	0	0	0	0	0	0	0	0	0	0	1	0	0
	American Indian/Alaska Native	0	0	0	0	0	0	0	0	0	0	0	0	0	0	0
	Asian	0	0	0	0	0	0	0	0	0	0	0	0	0	0	0
	Black	2	0	0	1	1	1	0	0	0	1	0	0	0	0	0
	Native Hawaiian/Other Pacific Islander	0	0	0	0	0	0	0	0	0	0	0	0	0	0	0
	White	0	0	0	0	0	0	1	1	1	1	1	1	0	0	0
	Two or More Races	0	0	0	0	0	0	0	0	0	0	0	0	1	1	0
	Race and Ethnicity Unknown	0	0	0	0	0	0	0	0	0	0	0	0	0	0	0
<b>Male Total</b>	<b>2</b>	<b>0</b>	<b>0</b>	<b>3</b>	<b>2</b>	<b>2</b>	<b>3</b>	<b>3</b>	<b>3</b>	<b>3</b>	<b>1</b>	<b>1</b>	<b>3</b>	<b>1</b>	<b>0</b>	
<b>Doctorate Total</b>	<b>4</b>	<b>2</b>	<b>0</b>	<b>6</b>	<b>4</b>	<b>4</b>	<b>7</b>	<b>6</b>	<b>5</b>	<b>8</b>	<b>4</b>	<b>2</b>	<b>6</b>	<b>3</b>	<b>1</b>	

Source: Admissions Files

Graduate Admissions - Masters and Doctoral Degree

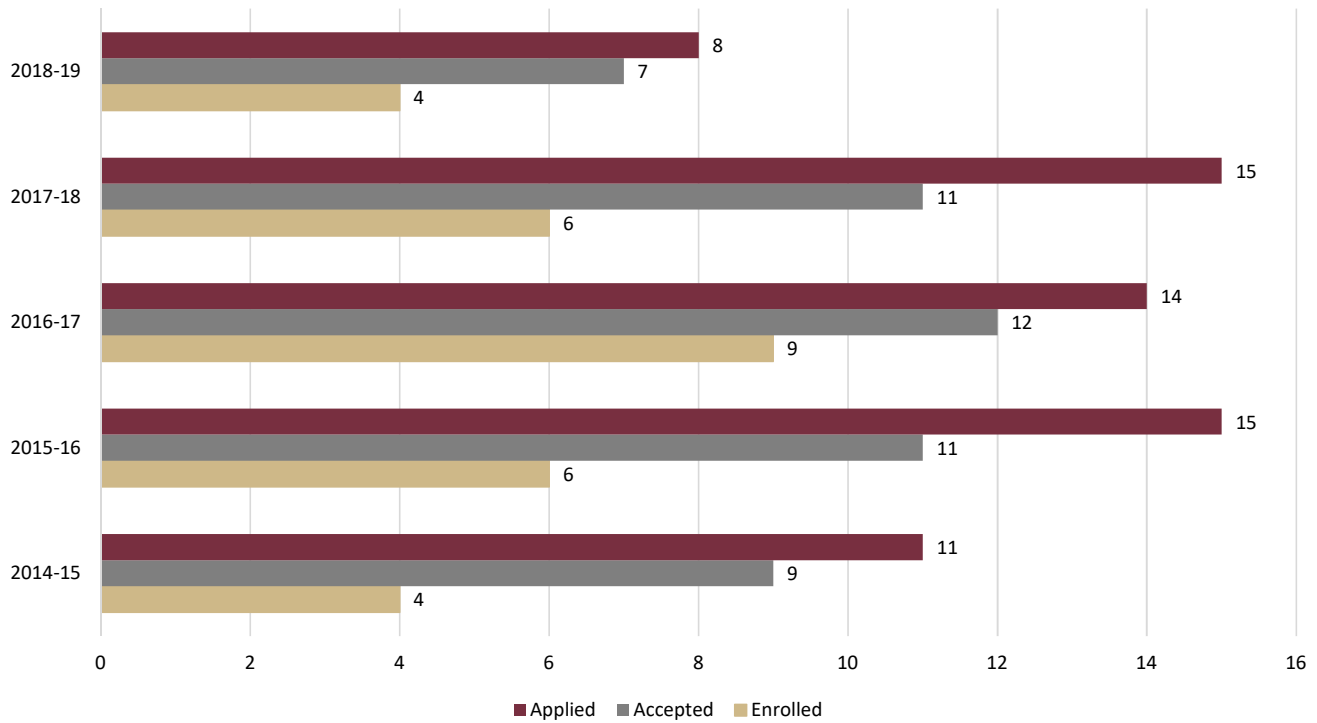


CIP: 160901

Gender	Race/Ethnicity	2014-15			2015-16			2016-17			2017-18			2018-19		
		Applied	Accepted	Enrolled	Applied	Accepted	Enrolled	Applied	Accepted	Enrolled	Applied	Accepted	Enrolled	Applied	Accepted	Enrolled
Female	Nonresident Alien	0	0	0	2	1	1	3	2	1	2	1	1	3	2	2
	Hispanic/Latino	0	0	0	0	0	0	0	0	0	2	1	1	0	0	0
	American Indian/Alaska Native	0	0	0	0	0	0	0	0	0	0	0	0	0	0	0
	Asian	0	0	0	0	0	0	0	0	0	0	0	0	0	0	0
	Black	0	0	0	0	0	0	0	0	0	0	0	0	0	0	0
	Native Hawaiian/Other Pacific Islander	0	0	0	0	0	0	0	0	0	0	0	0	0	0	0
	White	5	4	1	2	2	2	6	4	4	5	3	1	4	3	1
	Two or More Races	0	0	0	0	0	0	0	0	0	0	0	0	0	0	0
	Race and Ethnicity Unknown	0	0	0	0	0	0	0	0	0	1	1	0	0	0	0
<b>Female Total</b>		<b>5</b>	<b>4</b>	<b>1</b>	<b>4</b>	<b>3</b>	<b>3</b>	<b>9</b>	<b>6</b>	<b>5</b>	<b>10</b>	<b>6</b>	<b>3</b>	<b>7</b>	<b>5</b>	<b>3</b>
Male	Nonresident Alien	1	1	0	2	1	1	2	2	2	1	0	0	3	1	0
	Hispanic/Latino	0	0	0	0	0	0	0	0	0	1	0	0	1	0	0
	American Indian/Alaska Native	0	0	0	0	0	0	0	0	0	0	0	0	0	0	0
	Asian	0	0	0	0	0	0	0	0	0	0	0	0	0	0	0
	Black	2	0	0	1	1	1	0	0	0	1	0	0	0	0	0
	Native Hawaiian/Other Pacific Islander	0	0	0	0	0	0	0	0	0	0	0	0	0	0	0
	White	1	1	1	3	3	2	2	2	2	2	1	1	1	0	0
	Two or More Races	0	0	0	0	0	0	0	0	0	0	0	0	1	1	0
	Race and Ethnicity Unknown	0	0	0	0	0	0	0	0	0	0	0	0	0	0	0
<b>Male Total</b>	<b>4</b>	<b>2</b>	<b>1</b>	<b>6</b>	<b>5</b>	<b>4</b>	<b>4</b>	<b>4</b>	<b>4</b>	<b>5</b>	<b>1</b>	<b>1</b>	<b>6</b>	<b>2</b>	<b>0</b>	
<b>Grand Total</b>	<b>9</b>	<b>6</b>	<b>2</b>	<b>10</b>	<b>8</b>	<b>7</b>	<b>13</b>	<b>10</b>	<b>9</b>	<b>15</b>	<b>7</b>	<b>4</b>	<b>13</b>	<b>7</b>	<b>3</b>	

Source: Admissions Files

Graduate Admissions - Masters Degree

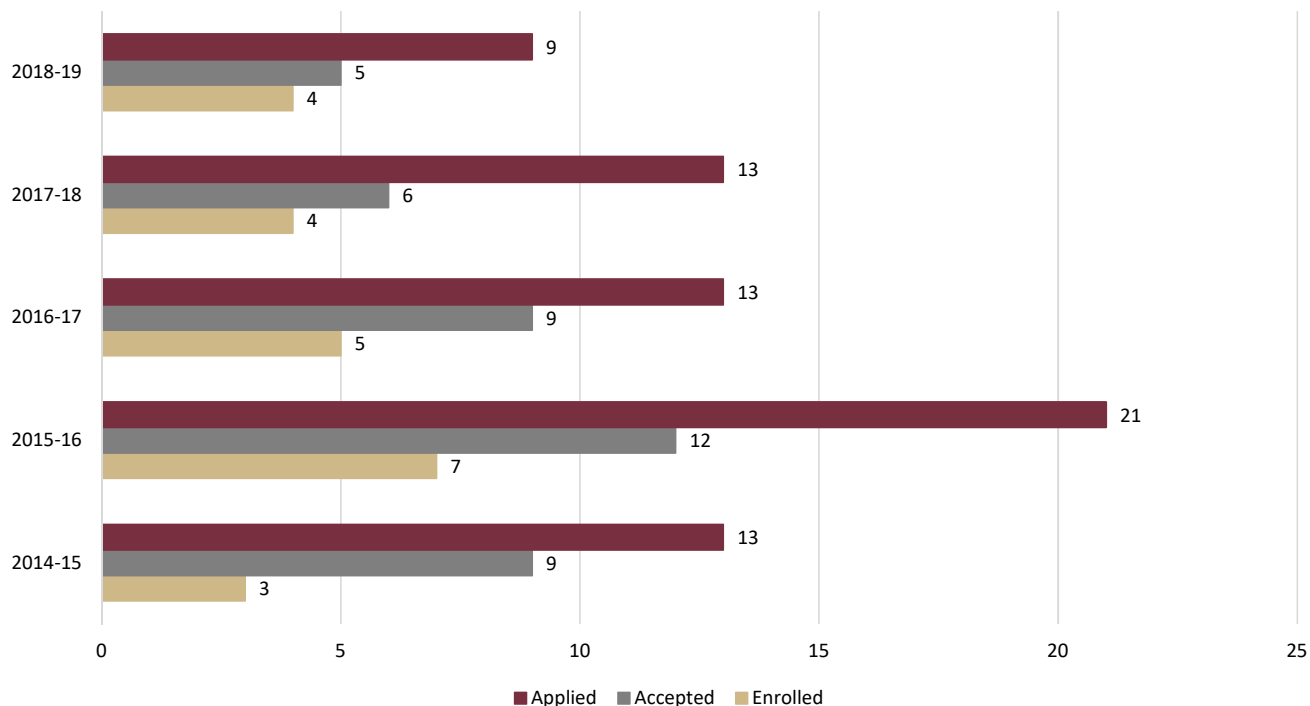


CIP: 160905

Gender	Race/Ethnicity	2014-15			2015-16			2016-17			2017-18			2018-19		
		Applied	Accepted	Enrolled	Applied	Accepted	Enrolled	Applied	Accepted	Enrolled	Applied	Accepted	Enrolled	Applied	Accepted	Enrolled
Female	Nonresident Alien	1	0	0	6	5	3	4	3	2	4	3	2	1	1	0
	Hispanic/Latino	1	1	0	1	1	1	1	1	1	2	2	0	3	3	2
	American Indian/Alaska Native	0	0	0	0	0	0	0	0	0	0	0	0	0	0	0
	Asian	0	0	0	0	0	0	0	0	0	1	1	0	0	0	0
	Black	1	1	1	3	2	1	1	0	0	0	0	0	0	0	0
	Native Hawaiian/Other Pacific Islander	0	0	0	0	0	0	0	0	0	0	0	0	0	0	0
	White	3	2	1	3	1	1	3	3	3	3	2	1	2	2	1
	Two or More Races	0	0	0	0	0	0	1	1	1	0	0	0	0	0	0
	Race and Ethnicity Unknown	1	1	1	0	0	0	0	0	0	0	0	0	0	0	0
<b>Female Total</b>		<b>7</b>	<b>5</b>	<b>3</b>	<b>13</b>	<b>9</b>	<b>6</b>	<b>10</b>	<b>8</b>	<b>7</b>	<b>10</b>	<b>8</b>	<b>3</b>	<b>6</b>	<b>6</b>	<b>3</b>
Male	Nonresident Alien	1	1	0	1	1	0	0	0	0	0	0	0	0	0	0
	Hispanic/Latino	1	1	0	0	0	0	2	2	0	3	1	1	1	0	0
	American Indian/Alaska Native	0	0	0	0	0	0	0	0	0	0	0	0	0	0	0
	Asian	0	0	0	0	0	0	0	0	0	0	0	0	0	0	0
	Black	0	0	0	0	0	0	0	0	0	0	0	0	0	0	0
	Native Hawaiian/Other Pacific Islander	0	0	0	0	0	0	0	0	0	0	0	0	0	0	0
	White	2	2	1	1	1	0	2	2	2	2	2	2	1	1	1
	Two or More Races	0	0	0	0	0	0	0	0	0	0	0	0	0	0	0
	Race and Ethnicity Unknown	0	0	0	0	0	0	0	0	0	0	0	0	0	0	0
<b>Male Total</b>		<b>4</b>	<b>4</b>	<b>1</b>	<b>2</b>	<b>2</b>	<b>0</b>	<b>4</b>	<b>4</b>	<b>2</b>	<b>5</b>	<b>3</b>	<b>3</b>	<b>2</b>	<b>1</b>	<b>1</b>
<b>Master's Total</b>		<b>11</b>	<b>9</b>	<b>4</b>	<b>15</b>	<b>11</b>	<b>6</b>	<b>14</b>	<b>12</b>	<b>9</b>	<b>15</b>	<b>11</b>	<b>6</b>	<b>8</b>	<b>7</b>	<b>4</b>

Source: Admissions Files

Graduate Admissions - Doctoral Degree



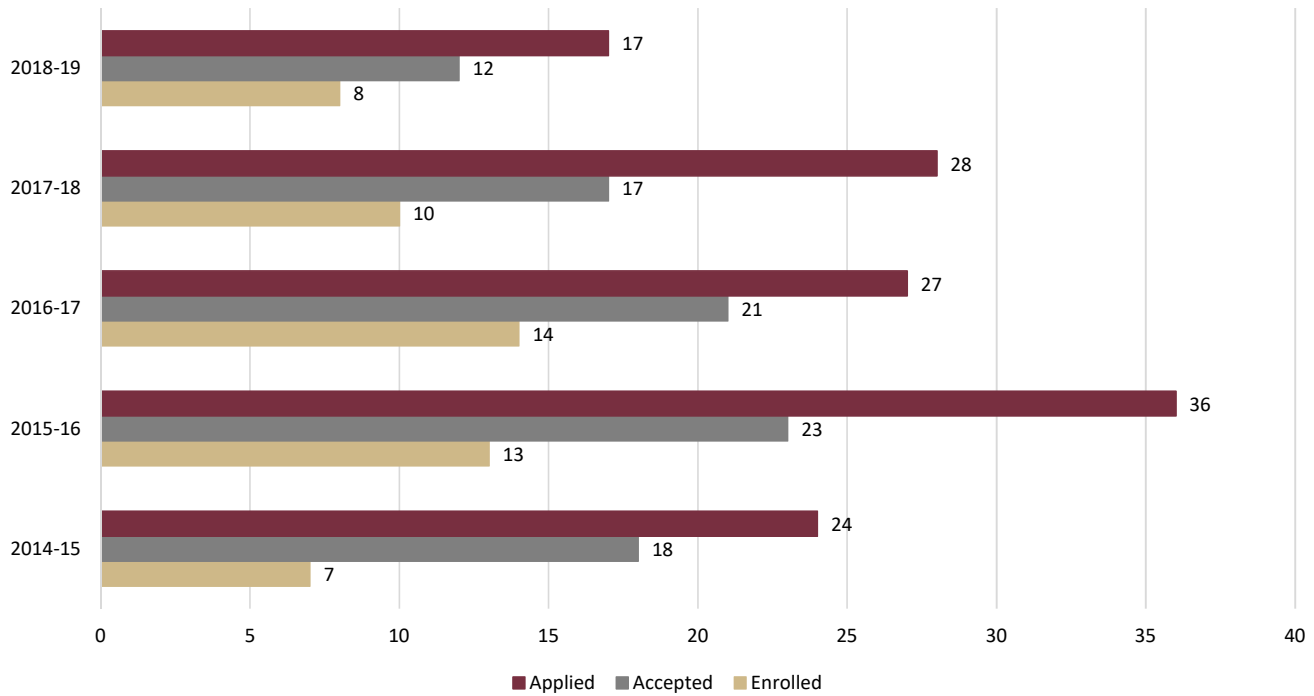
CIP: 160905

Gender	Race/Ethnicity	2014-15			2015-16			2016-17			2017-18			2018-19		
		Applied	Accepted	Enrolled	Applied	Accepted	Enrolled	Applied	Accepted	Enrolled	Applied	Accepted	Enrolled	Applied	Accepted	Enrolled
Female	Nonresident Alien	3	3	1	4	3	2	3	2	1	5	2	1	2	1	1
	Hispanic/Latino	4	2	0	3	3	3	3	2	1	4	2	1	3	0	0
	American Indian/Alaska Native	0	0	0	0	0	0	0	0	0	0	0	0	0	0	0
	Asian	0	0	0	0	0	0	1	1	0	0	0	0	0	0	0
	Black	0	0	0	1	0	0	1	1	1	1	0	0	0	0	0
	Native Hawaiian/Other Pacific Islander	0	0	0	0	0	0	0	0	0	0	0	0	0	0	0
	White	1	1	0	4	2	1	2	1	1	1	1	1	2	2	2
	Two or More Races	0	0	0	0	0	0	0	0	0	0	0	0	0	0	0
	Race and Ethnicity Unknown	3	2	1	0	0	0	0	0	0	0	0	0	0	0	0
<b>Female Total</b>	<b>11</b>	<b>8</b>	<b>2</b>	<b>12</b>	<b>8</b>	<b>6</b>	<b>10</b>	<b>7</b>	<b>4</b>	<b>11</b>	<b>5</b>	<b>3</b>	<b>7</b>	<b>3</b>	<b>3</b>	
Male	Nonresident Alien	0	0	0	4	2	1	1	0	0	1	0	0	0	0	0
	Hispanic/Latino	2	1	1	1	0	0	0	0	0	0	0	0	0	0	0
	American Indian/Alaska Native	0	0	0	0	0	0	0	0	0	0	0	0	0	0	0
	Asian	0	0	0	0	0	0	1	1	0	0	0	0	0	0	0
	Black	0	0	0	0	0	0	0	0	0	0	0	0	0	0	0
	Native Hawaiian/Other Pacific Islander	0	0	0	0	0	0	0	0	0	0	0	0	0	0	0
	White	0	0	0	4	2	0	1	1	1	1	1	1	2	2	1
	Two or More Races	0	0	0	0	0	0	0	0	0	0	0	0	0	0	0
	Race and Ethnicity Unknown	0	0	0	0	0	0	0	0	0	0	0	0	0	0	0
<b>Male Total</b>	<b>2</b>	<b>1</b>	<b>1</b>	<b>9</b>	<b>4</b>	<b>1</b>	<b>3</b>	<b>2</b>	<b>1</b>	<b>2</b>	<b>1</b>	<b>1</b>	<b>2</b>	<b>2</b>	<b>1</b>	
<b>Doctorate Total</b>	<b>13</b>	<b>9</b>	<b>3</b>	<b>21</b>	<b>12</b>	<b>7</b>	<b>13</b>	<b>9</b>	<b>5</b>	<b>13</b>	<b>6</b>	<b>4</b>	<b>9</b>	<b>5</b>	<b>4</b>	

Source: Admissions Files



Graduate Admissions - Masters and Doctoral Degree



CIP: 160905

Gender	Race/Ethnicity	2014-15			2015-16			2016-17			2017-18			2018-19		
		Applied	Accepted	Enrolled	Applied	Accepted	Enrolled	Applied	Accepted	Enrolled	Applied	Accepted	Enrolled	Applied	Accepted	Enrolled
Female	Nonresident Alien	4	3	1	10	8	5	7	5	3	9	5	3	3	2	1
	Hispanic/Latino	5	3	0	4	4	4	4	3	2	6	4	1	6	3	2
	American Indian/Alaska Native	0	0	0	0	0	0	0	0	0	0	0	0	0	0	0
	Asian	0	0	0	0	0	0	1	1	0	1	1	0	0	0	0
	Black	1	1	1	4	2	1	2	1	1	1	0	0	0	0	0
	Native Hawaiian/Other Pacific Islander	0	0	0	0	0	0	0	0	0	0	0	0	0	0	0
	White	4	3	1	7	3	2	5	4	4	4	3	2	4	4	3
	Two or More Races	0	0	0	0	0	0	1	1	1	0	0	0	0	0	0
	Race and Ethnicity Unknown	4	3	2	0	0	0	0	0	0	0	0	0	0	0	0
<b>Female Total</b>	<b>18</b>	<b>13</b>	<b>5</b>	<b>25</b>	<b>17</b>	<b>12</b>	<b>20</b>	<b>15</b>	<b>11</b>	<b>21</b>	<b>13</b>	<b>6</b>	<b>13</b>	<b>9</b>	<b>6</b>	
Male	Nonresident Alien	1	1	0	5	3	1	1	0	0	1	0	0	0	0	0
	Hispanic/Latino	3	2	1	1	0	0	2	2	0	3	1	1	1	0	0
	American Indian/Alaska Native	0	0	0	0	0	0	0	0	0	0	0	0	0	0	0
	Asian	0	0	0	0	0	0	1	1	0	0	0	0	0	0	0
	Black	0	0	0	0	0	0	0	0	0	0	0	0	0	0	0
	Native Hawaiian/Other Pacific Islander	0	0	0	0	0	0	0	0	0	0	0	0	0	0	0
	White	2	2	1	5	3	0	3	3	3	3	3	3	3	3	2
	Two or More Races	0	0	0	0	0	0	0	0	0	0	0	0	0	0	0
	Race and Ethnicity Unknown	0	0	0	0	0	0	0	0	0	0	0	0	0	0	0
<b>Male Total</b>	<b>6</b>	<b>5</b>	<b>2</b>	<b>11</b>	<b>6</b>	<b>1</b>	<b>7</b>	<b>6</b>	<b>3</b>	<b>7</b>	<b>4</b>	<b>4</b>	<b>4</b>	<b>3</b>	<b>2</b>	
<b>Grand Total</b>	<b>24</b>	<b>18</b>	<b>7</b>	<b>36</b>	<b>23</b>	<b>13</b>	<b>27</b>	<b>21</b>	<b>14</b>	<b>28</b>	<b>17</b>	<b>10</b>	<b>17</b>	<b>12</b>	<b>8</b>	

Source: Admissions Files