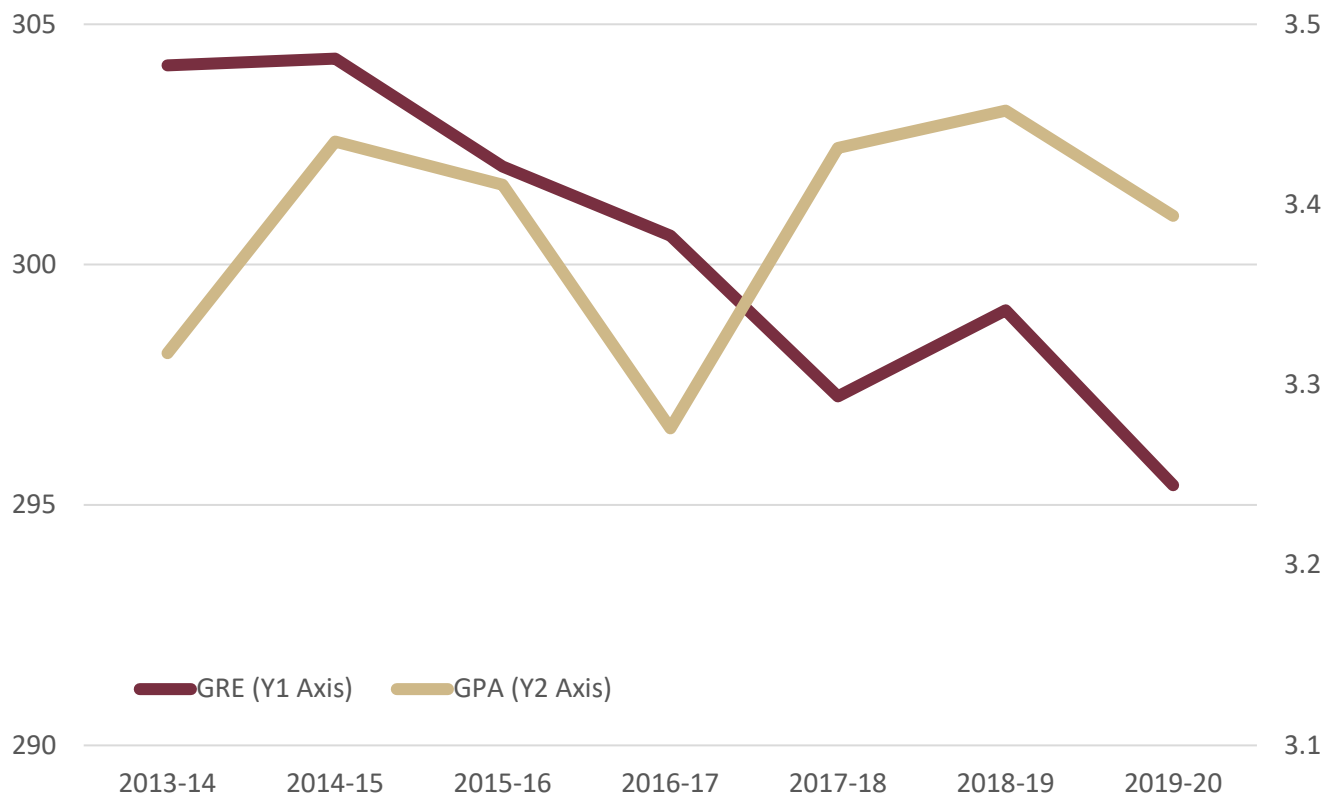


College of Communication and Information  
 School of Information : CIP 11.0103 - Information Technology  
 Table 10: Graduate Admissions - Average GRE and College GPA

Enrolled New Graduate Students

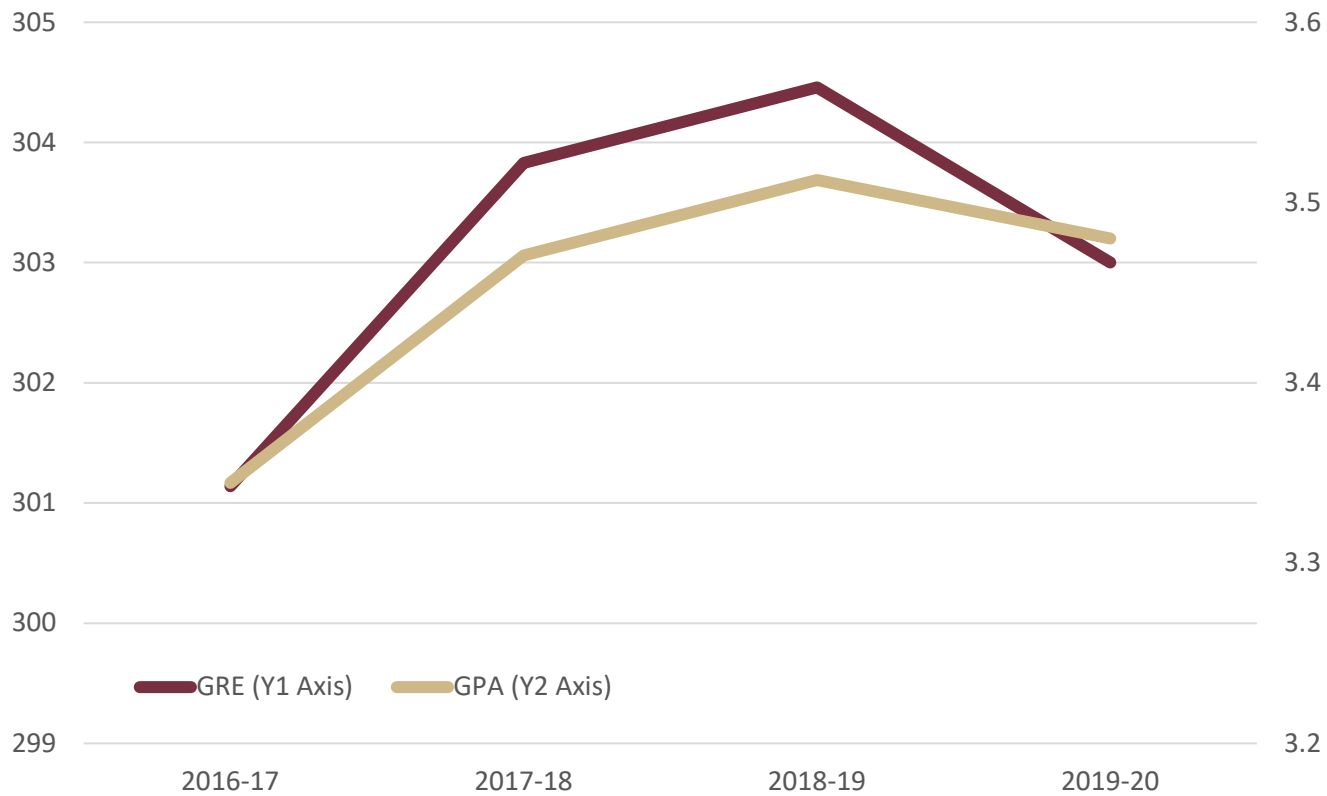


CIP Code	Year	Number of GRE Scores	Quantitative Average	Verbal Average	Total Average	Number of GPAs	Average GPA
<b>110103</b>	2013-14	7	152	153	304	12	3.3
	2014-15	14	152	153	304	20	3.4
	2015-16	25	149	153	302	31	3.4
	2016-17	25	151	150	301	29	3.3
	2017-18	23	148	149	297	34	3.4
	2018-19	21	149	150	299	76	3.5
	2019-20	17	147	149	295	66	3.4

Source: Admissions Files

College of Communication and Information  
 School of Information : CIP 11.0401 - Information  
 Table 10: Graduate Admissions - Average GRE and College GPA

Enrolled New Graduate Students

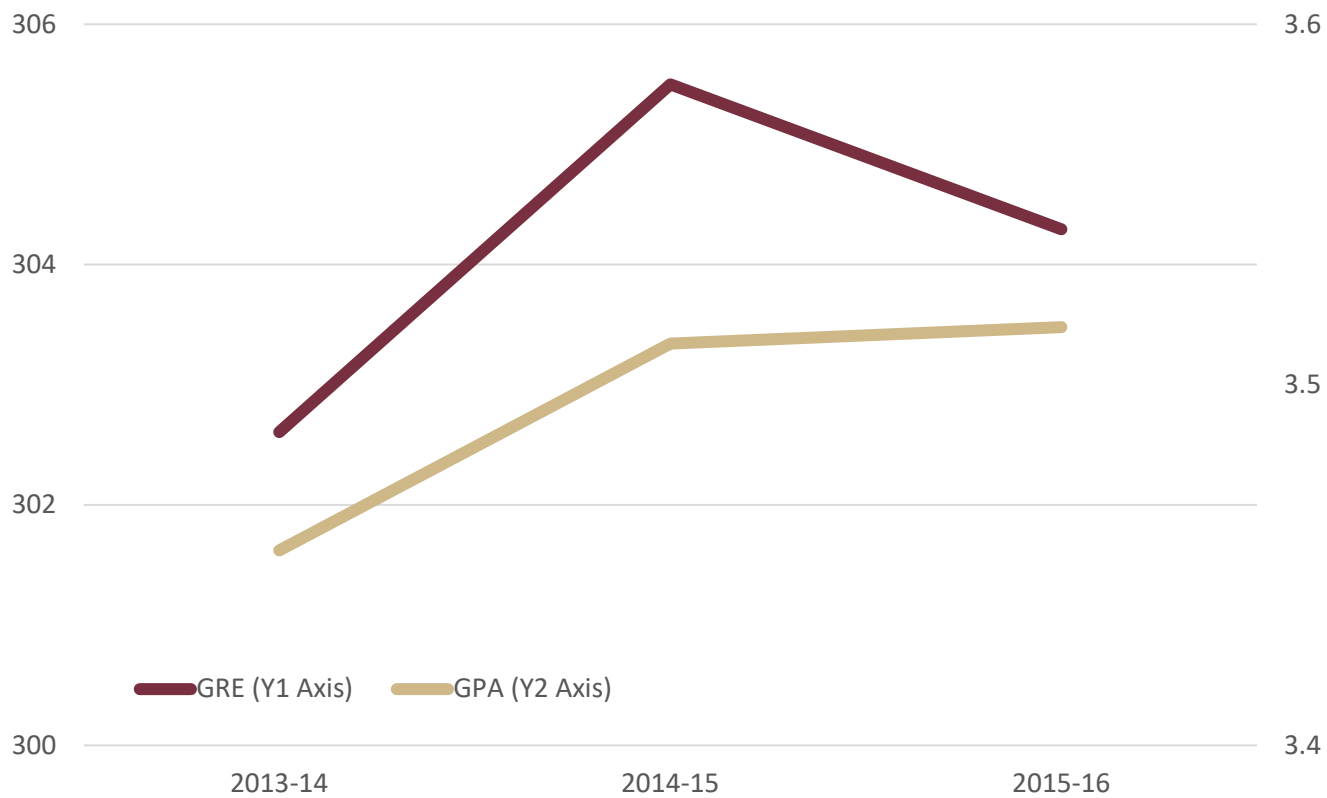


CIP Code	Year	Number of GRE Scores	Quantitative Average	Verbal Average	Total Average	Number of GPAs	Average GPA
<b>110401</b>	2016-17	86	148	154	301	111	3.3
	2017-18	70	149	155	304	96	3.5
	2018-19	48	149	156	304	127	3.5
	2019-20	45	147	156	303	137	3.5

Source: Admissions Files

College of Communication and Information  
 School of Information : CIP 25.0101 - Information  
 Table 10: Graduate Admissions - Average GRE and College GPA

Enrolled New Graduate Students

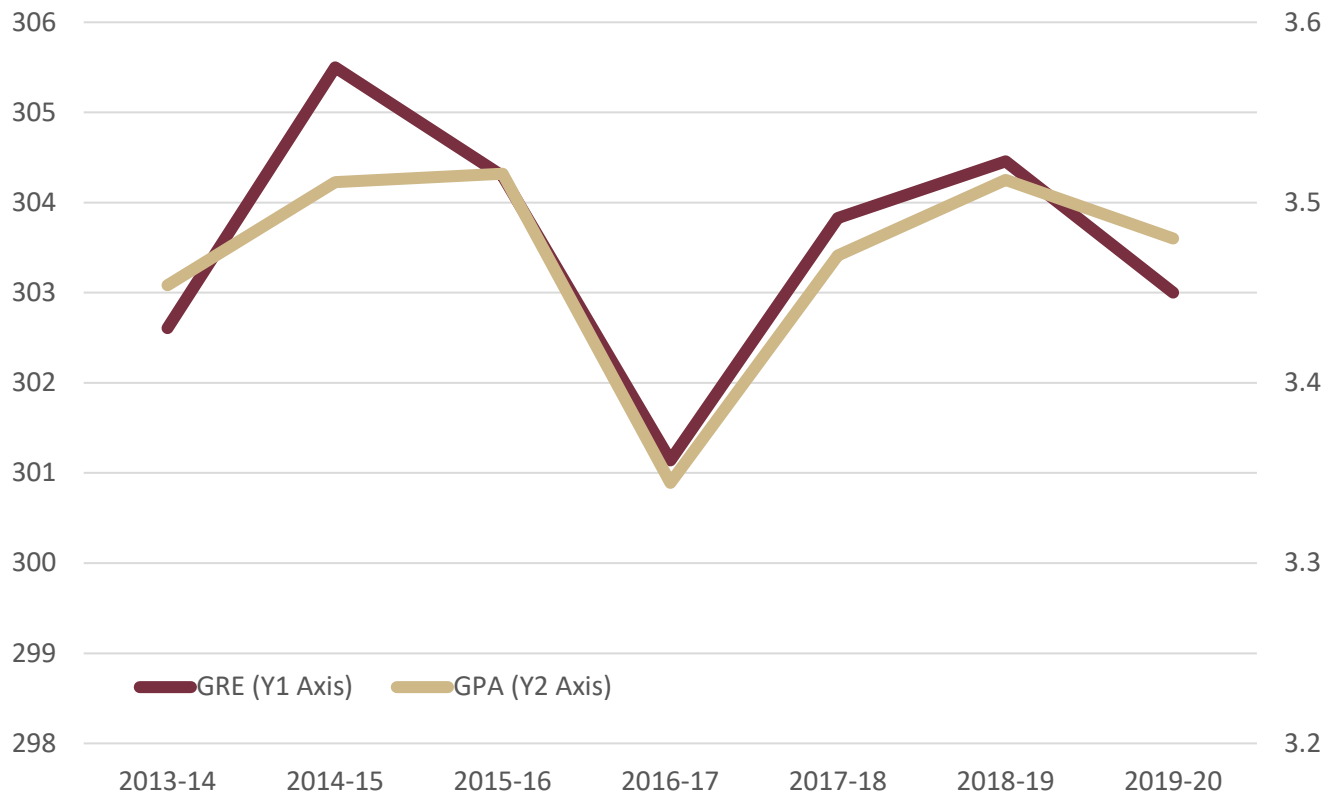


CIP Code	Year	Number of GRE Scores	Quantitative Average	Verbal Average	Total Average	Number of GPAs	Average GPA
250101	2013-14	89	147	156	303	135	3.4
	2014-15	64	148	157	306	135	3.5
	2015-16	68	148	157	304	99	3.5

Source: Admissions Files

College of Communication and Information  
 School of Information : CIP 11.0401 and 25.0101 - Information  
 Table 10: Graduate Admissions - Average GRE and College GPA

Enrolled New Graduate Students



CIP Code	Year	Number of GRE Scores	Quantitative Average	Verbal Average	Total Average	Number of GPAs	Average GPA
<b>110401 and 250101</b>	2013-14	89	147	156	303	135	3.5
	2014-15	64	148	157	306	99	3.5
	2015-16	68	148	157	304	90	3.5
	2016-17	86	148	154	301	111	3.3
	2017-18	70	149	155	304	96	3.5
	2018-19	48	149	156	304	127	3.5
	2019-20	45	147	156	303	137	3.5

Source: Admissions Files