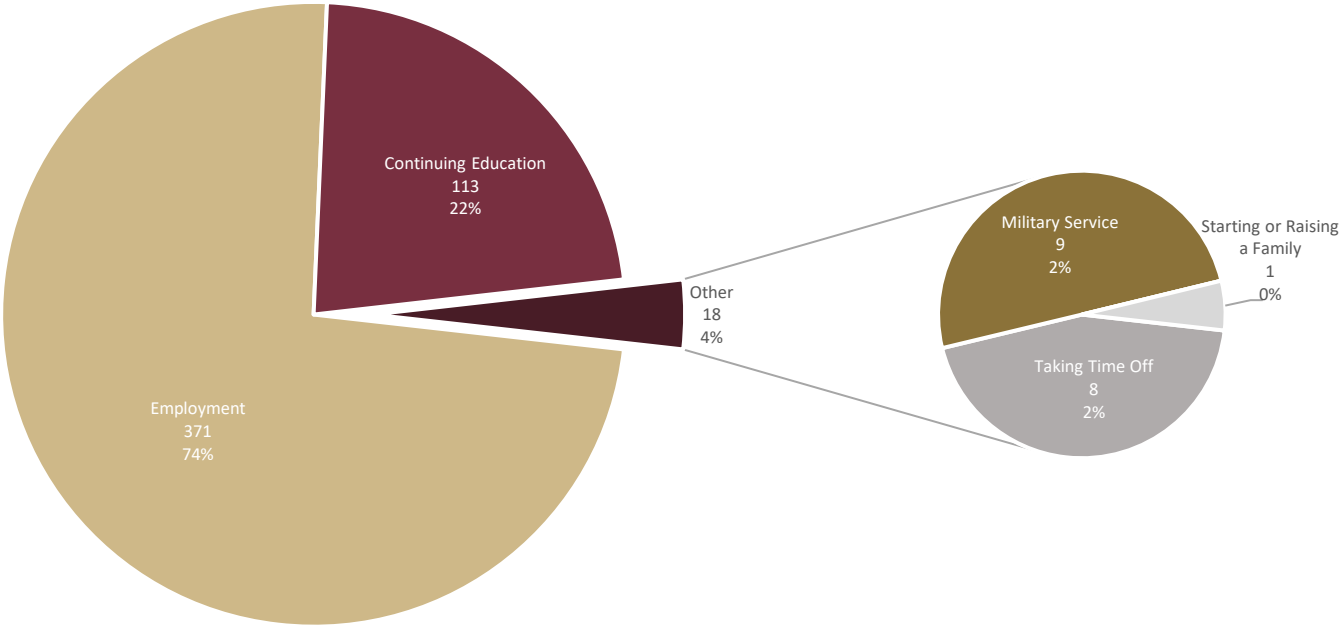
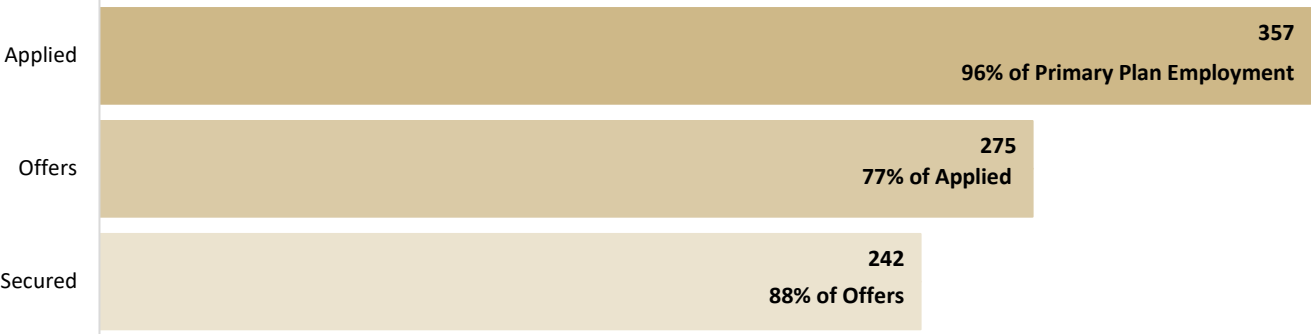


**A. Primary Post-Graduation Plan (n=502)**



**B. Employment Outcomes**



**C. Reported Salary Information**

| Number of Reported Salaries | Salary Mean | Salary Median |
|-----------------------------|-------------|---------------|
| 236                         | \$51,966    | \$50,500      |

**D. Education Outcomes**

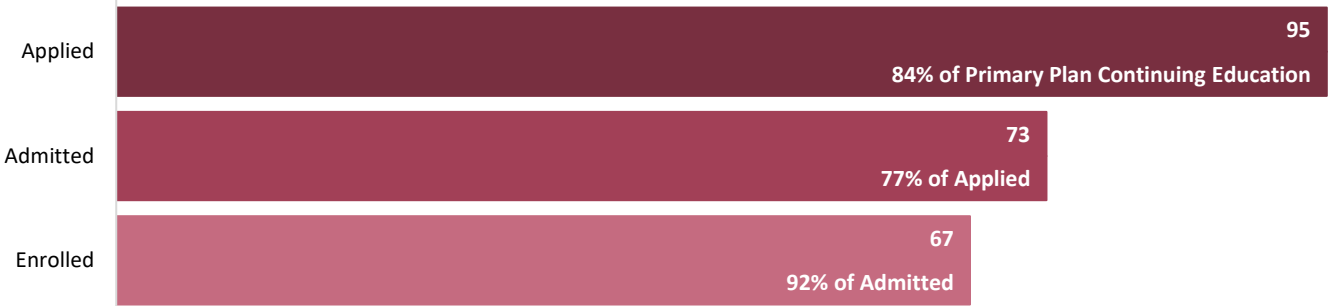


Table 4: Post-Graduation Outcomes of Undergraduate Students

**E. Experiential Learning Opportunity**

| <b>Experiential Learning Opportunity</b>                              | <b>Number of Students</b> | <b>Percent of Total</b> |
|---|---------------------------|-------------------------|
| <b>Participated in At Least One Experiential Learning Opportunity</b> | 324                       | 64.5%                   |
| Internship  | 293                       | 58.4%                   |
| Leadership  | 106                       | 21.1%                   |
| Fieldwork   | 8                         | 1.6%                    |
| Student Teaching  | 6                         | 1.2%                    |
| Fellowship  | 12                        | 2.4%                    |
| Practica  | 1                         | 0.2%                    |
| Clinical  | 2                         | 0.4%                    |
| Apprenticeship  | 7                         | 1.4%                    |
| Cooperative Education   | 3                         | 0.6%                    |
| Other Experiential Learning Opportunity                               | 33                        | 6.6%                    |
| <b>Distinct Number of Respondents</b>                                 | <b>502</b>                |                         |

**F. Internships**

| <b>Internship Sequence</b> | <b>Number of Internships</b> | <b>Internships that Earned Credit</b> |
|----------------------------|------------------------------|---------------------------------------|
| 1                          | 303                          | 107                                   |
| 2                          | 148                          | 33                                    |
| 3                          | 54                           | 7                                     |
| 4                          | 20                           | 2                                     |
| 5                          | 20                           | 2                                     |
| <b>Total</b>               | <b>545</b>                   | <b>151</b>                            |

**G. Research / Formal Creative Projects / Academic Endeavors**

| <b>Worked on Research with Faculty member / Research Mentor</b>                                   | <b>Total</b> |
|---|--------------|
| Worked on a creative project as part of a course assignment                                       | 19           |
| Worked on independent research project with the supervision of a faculty member / research mentor | 10           |
| Worked with faculty member / research mentor as a research / creative assistant                   | 14           |
| <b>Worked on Formal Creative Project with Faculty member / Research Mentor</b>                    | <b>Total</b> |
| Worked on a creative project as part of a course assignment                                       | 4            |
| Worked on independent research project with the supervision of a faculty member / research mentor | 4            |
| Worked with faculty member / research mentor as a research / creative assistant                   | 4            |
| <b>Honors</b>   | <b>Total</b> |
| Completed a Directed Individual Study (DIS)   | 20           |
| Completed an Honors Thesis  | 4            |
| Participated in the Honors Program  | 38           |

**H. Overall Experience**

| <b>Overall Experience (Ranked on Scale of 1-7)</b>                               | <b>Number of Responses</b> | <b>Average Score</b> | <b>University Average</b> |
|--|----------------------------|----------------------|---------------------------|
| What extent has FSU experience contributed to written communication proficiency? | 502                        | 5.3                  | 5.4                       |
| What extent has FSU experience contributed to computer proficiency?              | 502                        | 5.3                  | 4.9                       |
| What extent has FSU experience contributed to public speaking proficiency?       | 502                        | 5.2                  | 5.2                       |
| Overall, how would you rate your satisfaction with your FSU experience?          | 502                        | 6.2                  | 6.2                       |