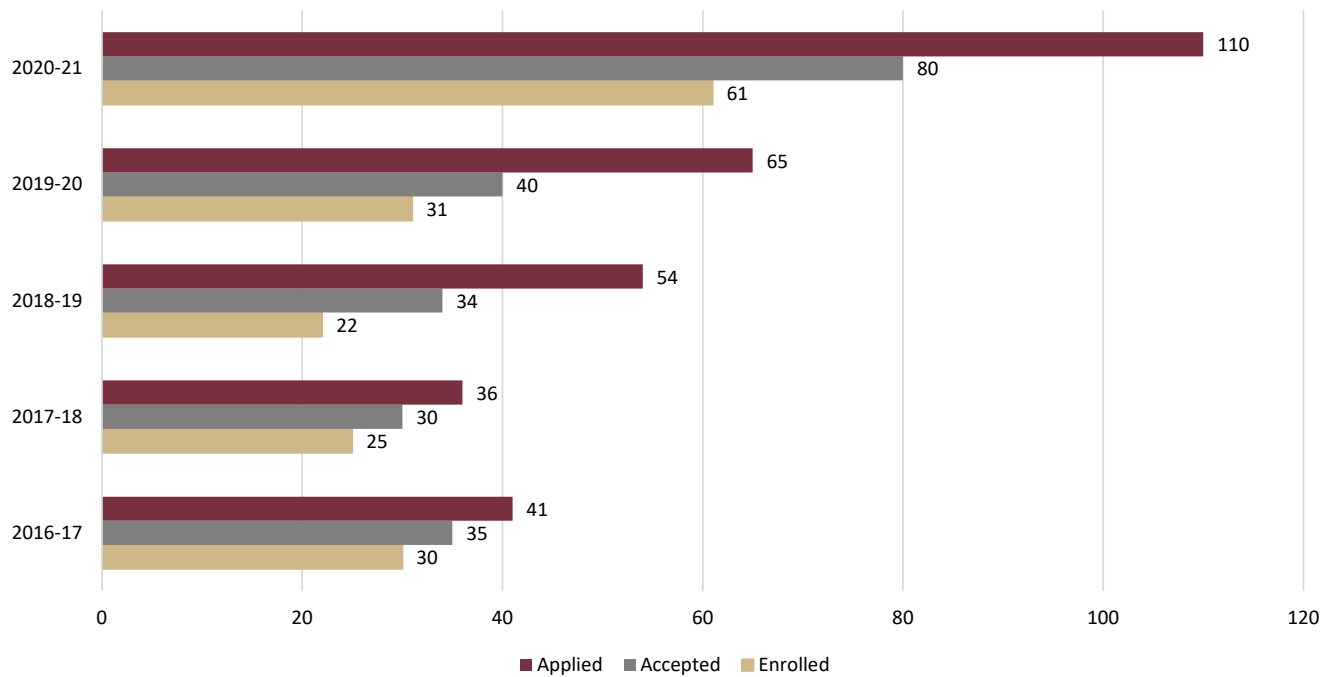


Table 8: Graduate Application / Enrollment Funnel - Masters Degree Level

Graduate Admissions - Masters Degree



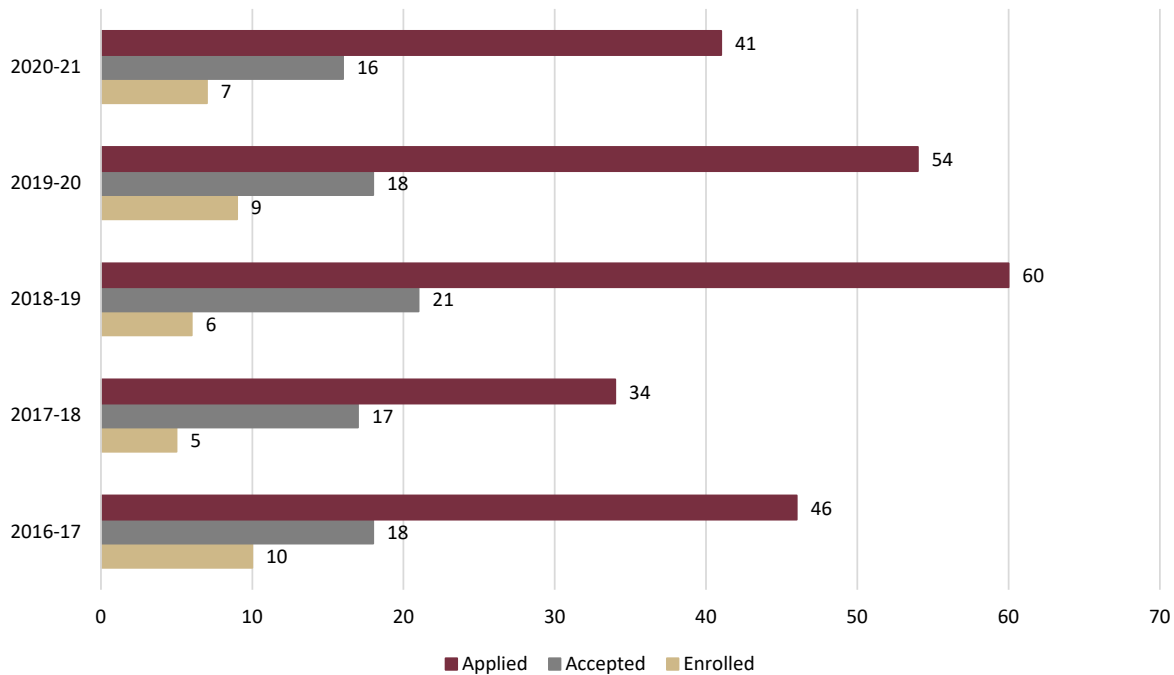
CIP: 45.1001

Gender	Race/Ethnicity	2016-17			2017-18			2018-19			2019-20			2020-21		
		Applied	Accepted	Enrolled	Applied	Accepted	Enrolled	Applied	Accepted	Enrolled	Applied	Accepted	Enrolled	Applied	Accepted	Enrolled
Female	Nonresident Alien	0	0	0	0	0	0	0	0	0	1	1	1	0	0	0
	Hispanic/Latino	3	3	2	2	2	2	4	1	1	9	7	6	9	6	4
	American Indian/Alaska Native	0	0	0	0	0	0	0	0	0	0	0	0	0	0	0
	Asian	0	0	0	1	1	1	1	1	1	0	0	0	1	1	1
	Black	2	2	2	2	2	2	7	3	2	5	3	2	7	2	1
	Native Hawaiian/Other Pacific Islander	0	0	0	0	0	0	0	0	0	0	0	0	0	0	0
	White	11	10	9	6	5	3	16	13	8	18	10	7	39	32	26
	Two or More Races	0	0	0	0	0	0	0	0	0	0	0	0	3	3	2
	Race and Ethnicity Unknown	0	0	0	0	0	0	0	0	0	0	0	0	0	0	0
<b>Female Total</b>	<b>16</b>	<b>15</b>	<b>13</b>	<b>11</b>	<b>10</b>	<b>8</b>	<b>28</b>	<b>18</b>	<b>12</b>	<b>33</b>	<b>21</b>	<b>16</b>	<b>59</b>	<b>44</b>	<b>34</b>	
Male	Nonresident Alien	0	0	0	0	0	0	0	0	0	2	1	0	0	0	0
	Hispanic/Latino	2	2	2	5	2	2	7	5	4	2	1	0	9	7	6
	American Indian/Alaska Native	0	0	0	0	0	0	0	0	0	0	0	0	0	0	0
	Asian	0	0	0	1	1	1	0	0	0	0	0	0	0	0	0
	Black	0	0	0	0	0	0	1	0	0	8	3	3	3	1	1
	Native Hawaiian/Other Pacific Islander	0	0	0	0	0	0	0	0	0	0	0	0	0	0	0
	White	22	17	14	16	14	12	18	11	6	20	14	12	37	27	19
	Two or More Races	0	0	0	2	2	2	0	0	0	0	0	0	2	1	1
	Race and Ethnicity Unknown	1	1	1	1	1	0	0	0	0	0	0	0	0	0	0
<b>Male Total</b>	<b>25</b>	<b>20</b>	<b>17</b>	<b>25</b>	<b>20</b>	<b>17</b>	<b>26</b>	<b>16</b>	<b>10</b>	<b>32</b>	<b>19</b>	<b>15</b>	<b>51</b>	<b>36</b>	<b>27</b>	
<b>Master's Total</b>	<b>41</b>	<b>35</b>	<b>30</b>	<b>36</b>	<b>30</b>	<b>25</b>	<b>54</b>	<b>34</b>	<b>22</b>	<b>65</b>	<b>40</b>	<b>31</b>	<b>110</b>	<b>80</b>	<b>61</b>	

Source: Admissions Files

Table 8: Graduate Application / Enrollment Funnel - Doctoral Degree Level

Graduate Admissions - Doctoral Degree



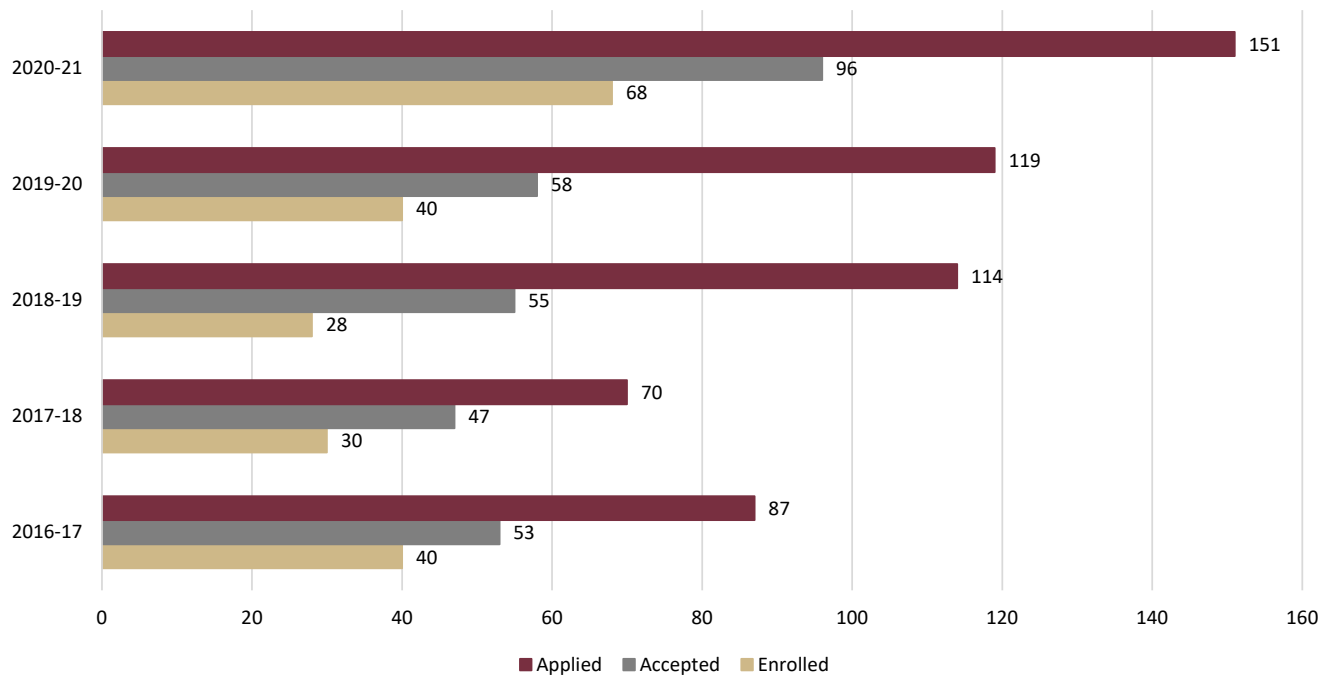
CIP: 45.1001

Gender	Race/Ethnicity	2016-17			2017-18			2018-19			2019-20			2020-21		
		Applied	Accepted	Enrolled	Applied	Accepted	Enrolled	Applied	Accepted	Enrolled	Applied	Accepted	Enrolled	Applied	Accepted	Enrolled
Female	Nonresident Alien	6	2	1	4	1	0	8	4	1	13	4	0	10	3	1
	Hispanic/Latino	1	1	1	0	0	0	1	1	1	1	1	1	0	0	0
	American Indian/Alaska Native	0	0	0	0	0	0	0	0	0	0	0	0	0	0	0
	Asian	0	0	0	1	1	1	0	0	0	1	1	1	1	1	0
	Black	0	0	0	0	0	0	3	0	0	1	0	0	2	0	0
	Native Hawaiian/Other Pacific Islander	0	0	0	0	0	0	0	0	0	0	0	0	0	0	0
	White	5	4	3	7	3	1	10	5	0	5	4	3	4	3	1
	Two or More Races	0	0	0	0	0	0	0	0	0	0	0	0	0	0	0
	Race and Ethnicity Unknown	0	0	0	0	0	0	0	0	0	0	0	0	1	0	0
<b>Female Total</b>	<b>12</b>	<b>7</b>	<b>5</b>	<b>12</b>	<b>5</b>	<b>2</b>	<b>22</b>	<b>10</b>	<b>2</b>	<b>21</b>	<b>10</b>	<b>5</b>	<b>18</b>	<b>7</b>	<b>2</b>	
Male	Nonresident Alien	12	0	0	11	4	2	20	5	1	11	1	0	14	3	1
	Hispanic/Latino	4	0	0	0	0	0	1	0	0	3	1	1	2	1	0
	American Indian/Alaska Native	0	0	0	0	0	0	0	0	0	0	0	0	0	0	0
	Asian	0	0	0	0	0	0	2	1	1	0	0	0	1	1	1
	Black	1	1	0	0	0	0	0	0	0	1	0	0	1	0	0
	Native Hawaiian/Other Pacific Islander	0	0	0	0	0	0	0	0	0	0	0	0	0	0	0
	White	16	9	4	11	8	1	14	5	2	16	6	3	5	4	3
	Two or More Races	0	0	0	0	0	0	1	0	0	2	0	0	0	0	0
	Race and Ethnicity Unknown	1	1	1	0	0	0	0	0	0	0	0	0	0	0	0
<b>Male Total</b>	<b>34</b>	<b>11</b>	<b>5</b>	<b>22</b>	<b>12</b>	<b>3</b>	<b>38</b>	<b>11</b>	<b>4</b>	<b>33</b>	<b>8</b>	<b>4</b>	<b>23</b>	<b>9</b>	<b>5</b>	
<b>Doctorate Total</b>	<b>46</b>	<b>18</b>	<b>10</b>	<b>34</b>	<b>17</b>	<b>5</b>	<b>60</b>	<b>21</b>	<b>6</b>	<b>54</b>	<b>18</b>	<b>9</b>	<b>41</b>	<b>16</b>	<b>7</b>	

Source: Admissions Files

Table 8: Graduate Application / Enrollment Funnel - Masters and Doctoral Degree Levels

Graduate Admissions - Masters and Doctoral Degree



CIP: 45.1001

Gender	Race/Ethnicity	2016-17			2017-18			2018-19			2019-20			2020-21		
		Applied	Accepted	Enrolled	Applied	Accepted	Enrolled	Applied	Accepted	Enrolled	Applied	Accepted	Enrolled	Applied	Accepted	Enrolled
Female	Nonresident Alien	6	2	1	4	1	0	8	4	1	14	5	1	10	3	1
	Hispanic/Latino	4	4	3	2	2	2	5	2	2	10	8	7	9	6	4
	American Indian/Alaska Native	0	0	0	0	0	0	0	0	0	0	0	0	0	0	0
	Asian	0	0	0	2	2	2	1	1	1	1	1	1	2	2	1
	Black	2	2	2	2	2	2	10	3	2	6	3	2	9	2	1
	Native Hawaiian/Other Pacific Islander	0	0	0	0	0	0	0	0	0	0	0	0	0	0	0
	White	16	14	12	13	8	4	26	18	8	23	14	10	43	35	27
	Two or More Races	0	0	0	0	0	0	0	0	0	0	0	0	3	3	2
	Race and Ethnicity Unknown	0	0	0	0	0	0	0	0	0	0	0	0	1	0	0
<b>Female Total</b>	<b>28</b>	<b>22</b>	<b>18</b>	<b>23</b>	<b>15</b>	<b>10</b>	<b>50</b>	<b>28</b>	<b>14</b>	<b>54</b>	<b>31</b>	<b>21</b>	<b>77</b>	<b>51</b>	<b>36</b>	
Male	Nonresident Alien	12	0	0	11	4	2	20	5	1	13	2	0	14	3	1
	Hispanic/Latino	6	2	2	5	2	2	8	5	4	5	2	1	11	8	6
	American Indian/Alaska Native	0	0	0	0	0	0	0	0	0	0	0	0	0	0	0
	Asian	0	0	0	1	1	1	2	1	1	0	0	0	1	1	1
	Black	1	1	0	0	0	0	1	0	0	9	3	3	4	1	1
	Native Hawaiian/Other Pacific Islander	0	0	0	0	0	0	0	0	0	0	0	0	0	0	0
	White	38	26	18	27	22	13	32	16	8	36	20	15	42	31	22
	Two or More Races	0	0	0	2	2	2	1	0	0	2	0	0	2	1	1
	Race and Ethnicity Unknown	2	2	2	1	1	0	0	0	0	0	0	0	0	0	0
<b>Male Total</b>	<b>59</b>	<b>31</b>	<b>22</b>	<b>47</b>	<b>32</b>	<b>20</b>	<b>64</b>	<b>27</b>	<b>14</b>	<b>65</b>	<b>27</b>	<b>19</b>	<b>74</b>	<b>45</b>	<b>32</b>	
<b>Grand Total</b>	<b>87</b>	<b>53</b>	<b>40</b>	<b>70</b>	<b>47</b>	<b>30</b>	<b>114</b>	<b>55</b>	<b>28</b>	<b>119</b>	<b>58</b>	<b>40</b>	<b>151</b>	<b>96</b>	<b>68</b>	

Source: Admissions Files