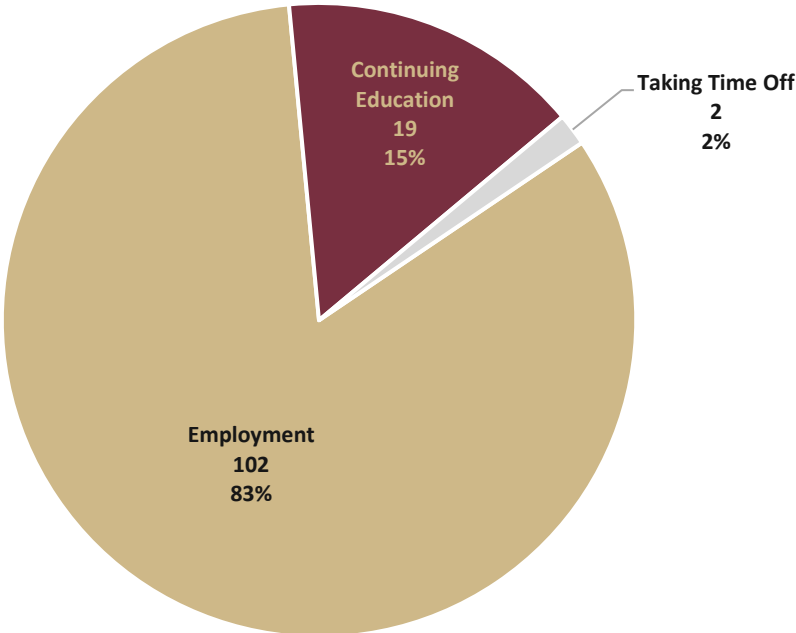
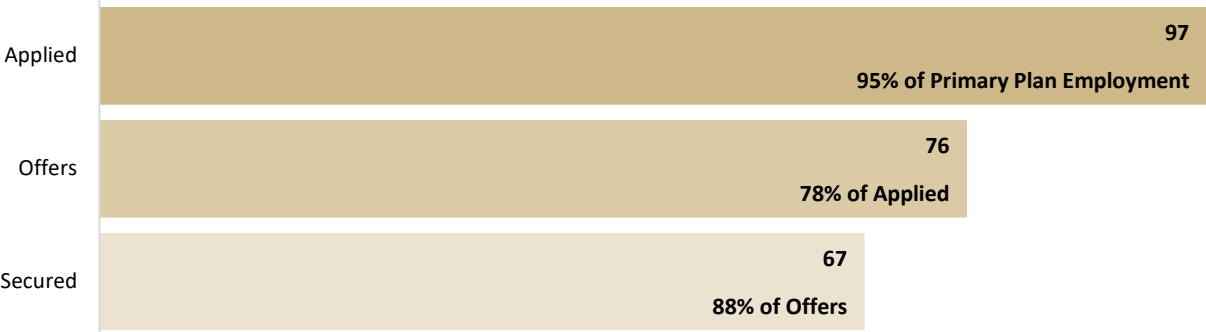


Table 4: Post-Graduation Outcomes of Undergraduate Students

A. Primary Post-Graduation Plan (n=123)



B. Employment Outcomes



C. Reported Salary Information

Number of Reported Salaries	Salary Mean	Salary Median
63	\$52,293	\$50,000

D. Education Outcomes



Table 4: Post-Graduation Outcomes of Undergraduate Students

**E. Experiential Learning Opportunity**

	Number of Students	Percent of Total
<b>Experiential Learning Opportunity</b>		
<b>Participated in At Least One Experiential Learning Opportunity</b>	87	70.7%
Internship	83	67.5%
Leadership	36	29.3%
Fieldwork	6	4.9%
Student Teaching	2	1.6%
Fellowship	8	6.5%
Practica	0	0.0%
Clinical	0	0.0%
Apprenticeship	1	0.8%
Cooperative Education	5	4.1%
Other Experiential Learning Opportunity	10	8.1%
<b>Distinct Number of Respondents</b>	<b>123</b>	

**F. Internships**

Internship Sequence	Number of Internships	Internships that Earned Credit
1	89	25
2	53	9
3	23	8
4	6	1
5	1	0
<b>Total</b>	<b>172</b>	<b>43</b>

**G. Research / Formal Creative Projects / Academic Endeavors**

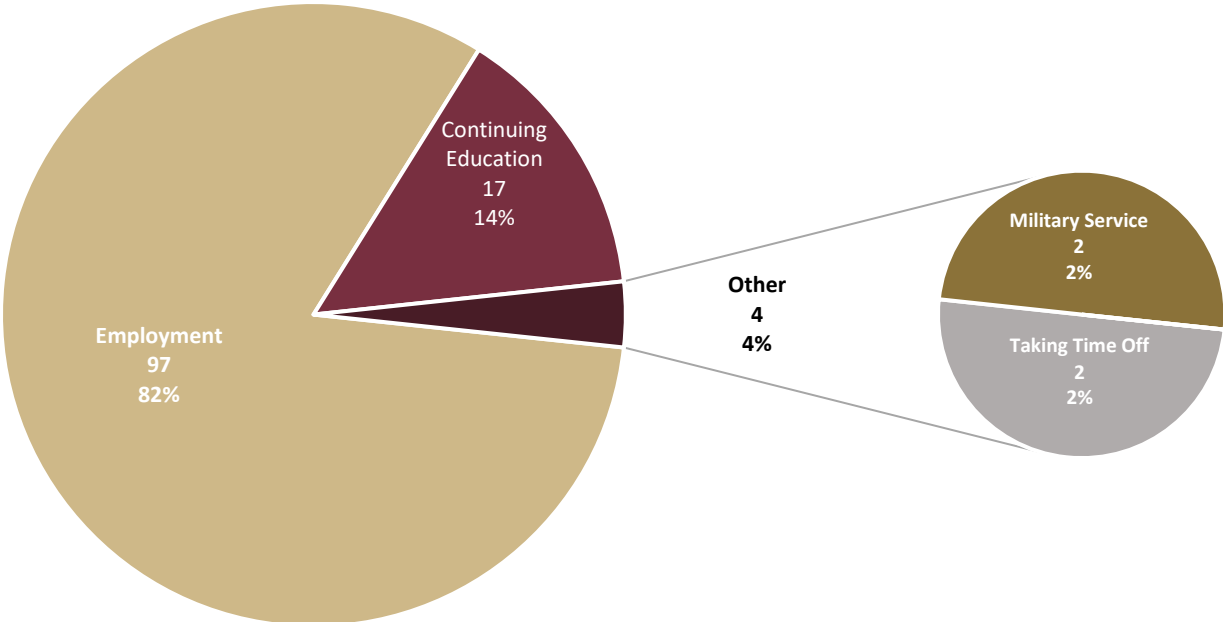
<b>Worked on Research with Faculty member / Research Mentor</b>	<b>Total</b>
Worked on a creative project as part of a course assignment	3
Worked on independent research project with the supervision of a faculty member / research mentor	3
Worked with faculty member / research mentor as a research / creative assistant	3
<b>Worked on Formal Creative Project with Faculty member / Research Mentor</b>	<b>Total</b>
Worked on a creative project as part of a course assignment	4
Worked on independent research project with the supervision of a faculty member / research mentor	3
Worked with faculty member / research mentor as a research / creative assistant	2
<b>Honors</b>	<b>Total</b>
Completed a Directed Individual Study (DIS) or Honors Thesis	3
Participated in the Honors Program	14

**H. Overall Experience**

<b>Overall Experience (Ranked on Scale of 1-7)</b>	<b>Number of Responses</b>	<b>Average Score</b>	<b>University Average</b>
What extent has FSU experience contributed to written communication proficiency?	123	5.4	5.4
What extent has FSU experience contributed to computer proficiency?	123	5.4	4.9
What extent has FSU experience contributed to public speaking proficiency?	123	5.6	5.2
Overall, how would you rate your satisfaction with your FSU experience?	123	6.4	6.2

Table 4: Post-Graduation Outcomes of Undergraduate Students

A. Primary Post-Graduation Plan (n=118)



B. Employment Outcomes



C. Reported Salary Information

Number of Reported Salaries	Salary Mean	Salary Median
71	\$50,552	\$50,000

D. Education Outcomes



Table 4: Post-Graduation Outcomes of Undergraduate Students

**E. Experiential Learning Opportunity**

<b>Experiential Learning Opportunity</b>	<b>Number of Students</b>	<b>Percent of Total</b>
<b>Participated in At Least One Experiential Learning Opportunity</b>	79	66.9%
Internship	76	64.4%
Leadership	20	16.9%
Fieldwork	4	3.4%
Student Teaching	2	1.7%
Fellowship	3	2.5%
Practica	0	0.0%
Clinical	0	0.0%
Apprenticeship	1	0.8%
Cooperative Education	3	2.5%
Other Experiential Learning Opportunity	3	2.5%
<b>Distinct Number of Respondents</b>	<b>118</b>	

**F. Internships**

<b>Internship Sequence</b>	<b>Number of Internships</b>	<b>Internships that Earned Credit</b>
1	81	39
2	32	8
3	15	4
4	4	2
5	4	2
<b>Total</b>	<b>136</b>	<b>55</b>

**G. Research / Formal Creative Projects / Academic Endeavors**

<b>Worked on Research with Faculty member / Research Mentor</b>	<b>Total</b>
Worked on a creative project as part of a course assignment	10
Worked on independent research project with the supervision of a faculty member / research mentor	3
Worked with faculty member / research mentor as a research / creative assistant	5
<b>Worked on Formal Creative Project with Faculty member / Research Mentor</b>	<b>Total</b>
Worked on a creative project as part of a course assignment	5
Worked on independent research project with the supervision of a faculty member / research mentor	2
Worked with faculty member / research mentor as a research / creative assistant	0
<b>Honors</b>	<b>Total</b>
Completed a Directed Individual Study (DIS)	5
Completed an Honors Thesis	0
Participated in the Honors Program	12

**H. Overall Experience**

<b>Overall Experience (Ranked on Scale of 1-7)</b>	<b>Number of Responses</b>	<b>Average Score</b>	<b>University Average</b>
What extent has FSU experience contributed to written communication proficiency?	118	5.4	5.4
What extent has FSU experience contributed to computer proficiency?	118	5.2	4.9
What extent has FSU experience contributed to public speaking proficiency?	118	5.4	5.2
Overall, how would you rate your satisfaction with your FSU experience?	118	6.5	6.2