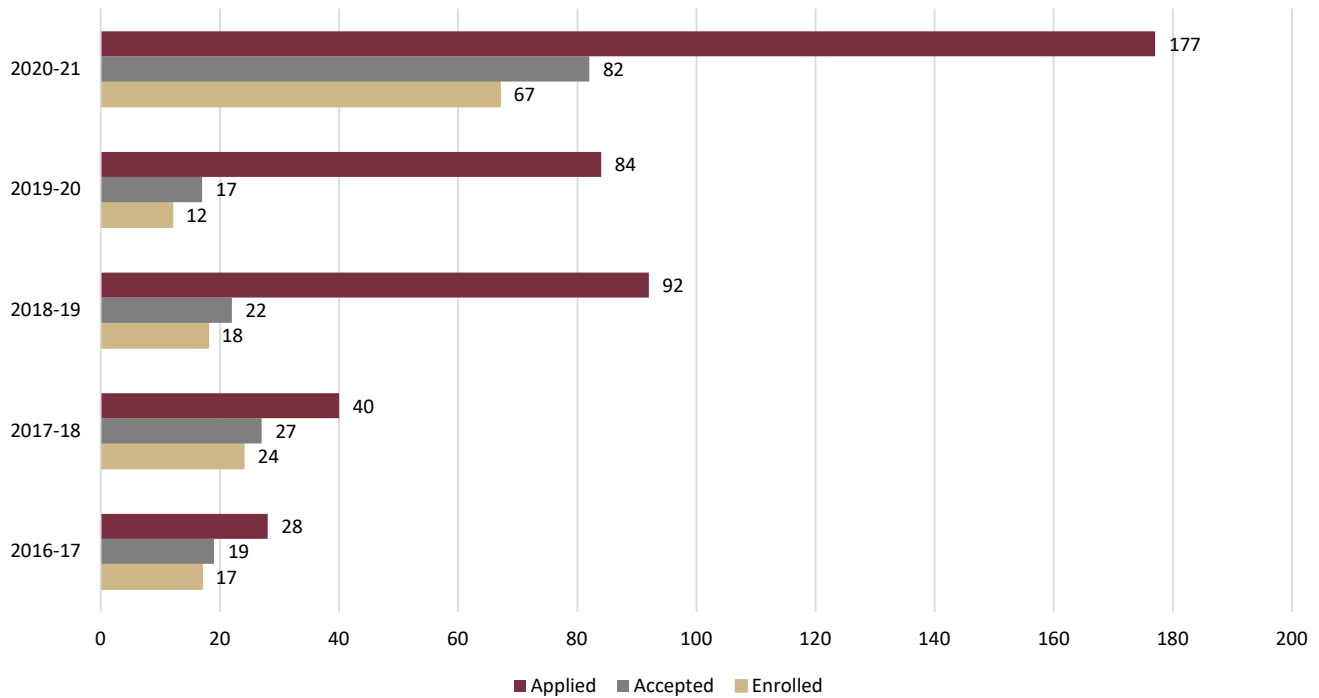


Table 8: Graduate Application / Enrollment Funnel - Masters Degree Level

Graduate Admissions - Masters Degree



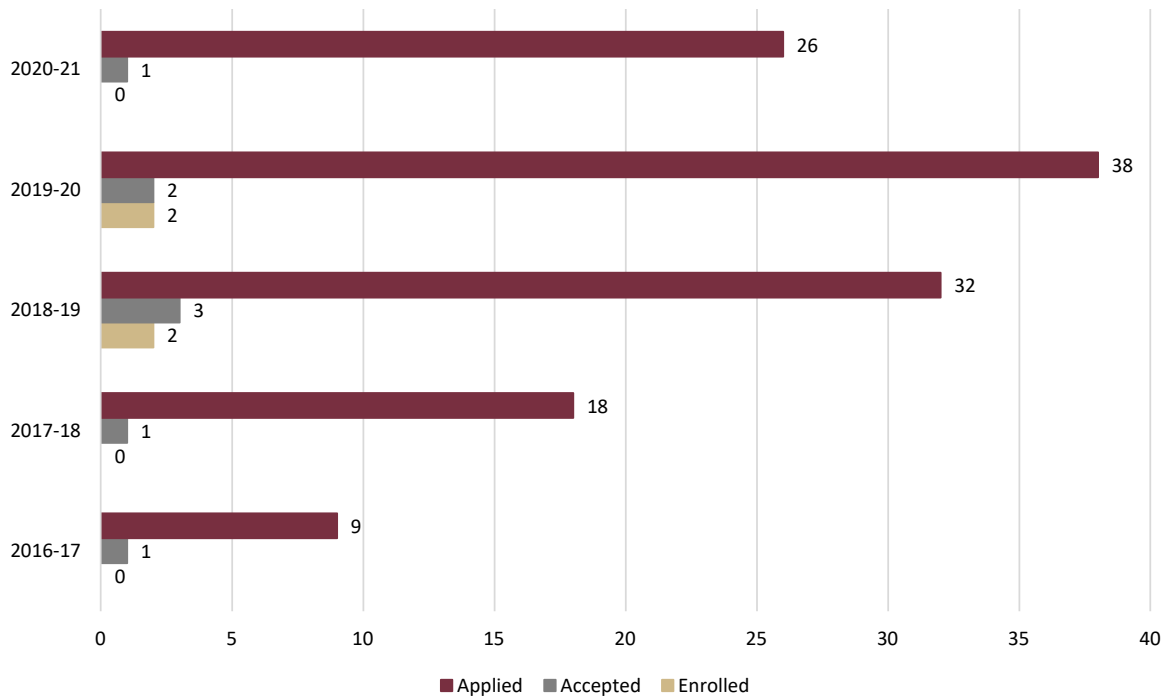
CIP: 52.1201

Gender	Race/Ethnicity	2016-17			2017-18			2018-19			2019-20			2020-21		
		Applied	Accepted	Enrolled	Applied	Accepted	Enrolled	Applied	Accepted	Enrolled	Applied	Accepted	Enrolled	Applied	Accepted	Enrolled
Female	Nonresident Alien	2	0	0	0	0	0	2	0	0	6	1	0	7	5	2
	Hispanic/Latino	1	1	1	1	1	1	5	1	0	3	0	0	12	4	4
	American Indian/Alaska Native	0	0	0	0	0	0	0	0	0	0	0	0	0	0	0
	Asian	0	0	0	1	1	1	4	0	0	2	1	0	5	3	1
	Black	2	1	1	1	0	0	8	0	0	13	0	0	23	9	9
	Native Hawaiian/Other Pacific Islander	0	0	0	0	0	0	0	0	0	0	0	0	0	0	0
	White	3	3	2	5	3	3	14	5	4	15	2	2	26	13	11
	Two or More Races	0	0	0	1	0	0	0	0	0	1	0	0	2	0	0
	Race and Ethnicity Unknown	0	0	0	0	0	0	2	0	0	1	0	0	1	0	0
<b>Female Total</b>		<b>8</b>	<b>5</b>	<b>4</b>	<b>9</b>	<b>5</b>	<b>5</b>	<b>35</b>	<b>6</b>	<b>4</b>	<b>41</b>	<b>4</b>	<b>2</b>	<b>76</b>	<b>34</b>	<b>27</b>
Male	Nonresident Alien	2	1	1	1	0	0	6	2	1	3	0	0	6	2	0
	Hispanic/Latino	1	0	0	6	3	3	10	3	3	7	2	2	12	5	5
	American Indian/Alaska Native	0	0	0	0	0	0	0	0	0	2	0	0	0	0	0
	Asian	0	0	0	1	1	1	3	1	1	0	0	0	5	2	2
	Black	1	0	0	7	4	3	11	2	2	8	3	1	17	5	4
	Native Hawaiian/Other Pacific Islander	0	0	0	0	0	0	0	0	0	0	0	0	0	0	0
	White	13	10	10	15	13	11	24	7	6	19	7	6	59	32	28
	Two or More Races	3	3	2	0	0	0	3	1	1	3	1	1	1	1	0
	Race and Ethnicity Unknown	0	0	0	1	1	1	0	0	0	1	0	0	1	1	1
<b>Male Total</b>	<b>20</b>	<b>14</b>	<b>13</b>	<b>31</b>	<b>22</b>	<b>19</b>	<b>57</b>	<b>16</b>	<b>14</b>	<b>43</b>	<b>13</b>	<b>10</b>	<b>101</b>	<b>48</b>	<b>40</b>	
<b>Master's Total</b>	<b>28</b>	<b>19</b>	<b>17</b>	<b>40</b>	<b>27</b>	<b>24</b>	<b>92</b>	<b>22</b>	<b>18</b>	<b>84</b>	<b>17</b>	<b>12</b>	<b>177</b>	<b>82</b>	<b>67</b>	

Source: Admissions Files

Table 8: Graduate Application / Enrollment Funnel - Doctoral Degree Level

Graduate Admissions - Doctoral Degree



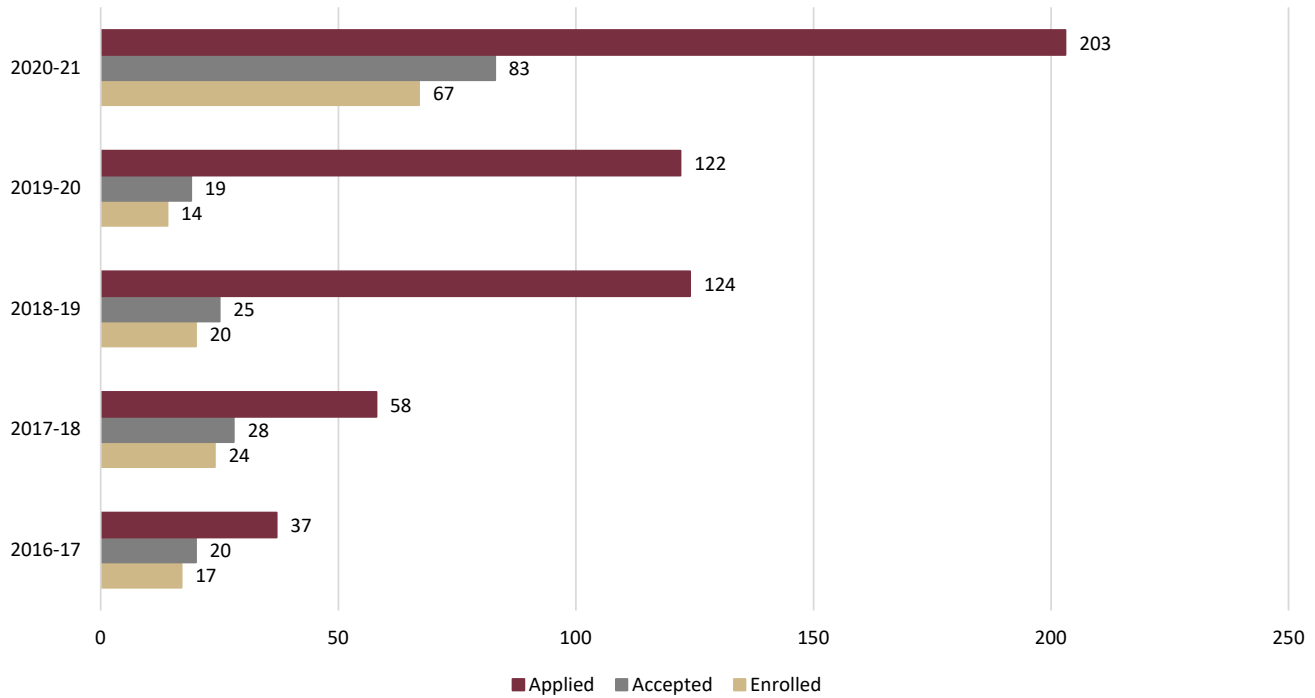
CIP: 52.0101

Gender	Race/Ethnicity	2016-17			2017-18			2018-19			2019-20			2020-21		
		Applied	Accepted	Enrolled	Applied	Accepted	Enrolled	Applied	Accepted	Enrolled	Applied	Accepted	Enrolled	Applied	Accepted	Enrolled
Female	Nonresident Alien	2	0	0	4	0	0	14	2	2	17	0	0	13	1	0
	Hispanic/Latino	0	0	0	0	0	0	0	0	0	0	0	0	0	0	0
	American Indian/Alaska Native	0	0	0	0	0	0	0	0	0	0	0	0	0	0	0
	Asian	0	0	0	0	0	0	0	0	0	0	0	0	1	0	0
	Black	0	0	0	0	0	0	0	0	0	0	0	0	0	0	0
	Native Hawaiian/Other Pacific Islander	0	0	0	0	0	0	0	0	0	0	0	0	0	0	0
	White	0	0	0	1	0	0	2	1	0	0	0	0	1	0	0
	Two or More Races	0	0	0	0	0	0	0	0	0	0	0	0	0	0	0
	Race and Ethnicity Unknown	0	0	0	0	0	0	0	0	0	0	0	0	0	0	0
<b>Female Total</b>	<b>2</b>	<b>0</b>	<b>0</b>	<b>5</b>	<b>0</b>	<b>0</b>	<b>16</b>	<b>3</b>	<b>2</b>	<b>17</b>	<b>0</b>	<b>0</b>	<b>15</b>	<b>1</b>	<b>0</b>	
Male	Nonresident Alien	5	1	0	10	0	0	14	0	0	18	2	2	8	0	0
	Hispanic/Latino	0	0	0	0	0	0	0	0	0	0	0	0	1	0	0
	American Indian/Alaska Native	0	0	0	0	0	0	0	0	0	0	0	0	0	0	0
	Asian	0	0	0	0	0	0	0	0	0	1	0	0	1	0	0
	Black	1	0	0	1	0	0	0	0	0	0	0	0	1	0	0
	Native Hawaiian/Other Pacific Islander	0	0	0	0	0	0	0	0	0	0	0	0	0	0	0
	White	1	0	0	2	1	0	2	0	0	2	0	0	0	0	0
	Two or More Races	0	0	0	0	0	0	0	0	0	0	0	0	0	0	0
	Race and Ethnicity Unknown	0	0	0	0	0	0	0	0	0	0	0	0	0	0	0
<b>Male Total</b>	<b>7</b>	<b>1</b>	<b>0</b>	<b>13</b>	<b>1</b>	<b>0</b>	<b>16</b>	<b>0</b>	<b>0</b>	<b>21</b>	<b>2</b>	<b>2</b>	<b>11</b>	<b>0</b>	<b>0</b>	
<b>Doctorate Total</b>	<b>9</b>	<b>1</b>	<b>0</b>	<b>18</b>	<b>1</b>	<b>0</b>	<b>32</b>	<b>3</b>	<b>2</b>	<b>38</b>	<b>2</b>	<b>2</b>	<b>26</b>	<b>1</b>	<b>0</b>	

Source: Admissions Files

Table 8: Graduate Application / Enrollment Funnel - Masters and Doctoral Degree Levels

Graduate Admissions - Masters and Doctoral Degree



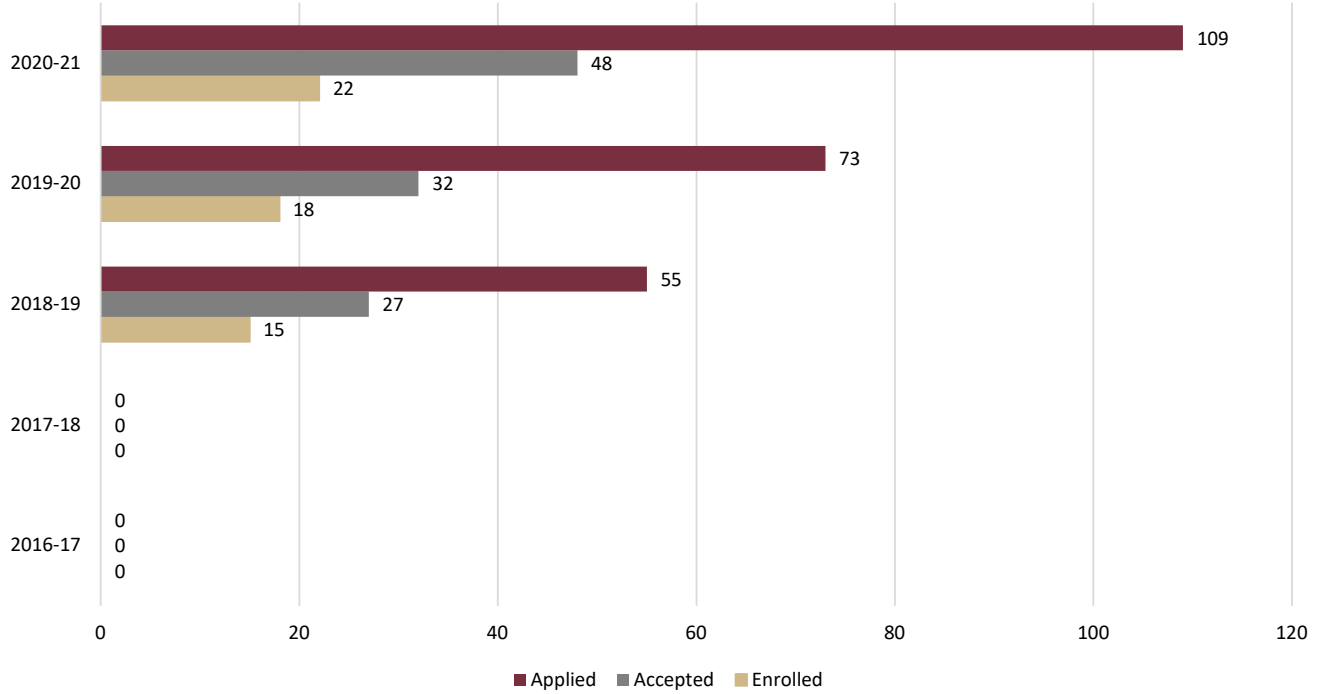
CIP: 52.1201 and CIP: 52.0101

Gender	Race/Ethnicity	2016-17			2017-18			2018-19			2019-20			2020-21		
		Applied	Accepted	Enrolled	Applied	Accepted	Enrolled	Applied	Accepted	Enrolled	Applied	Accepted	Enrolled	Applied	Accepted	Enrolled
Female	Nonresident Alien	4	0	0	4	0	0	16	2	2	23	1	0	20	6	2
	Hispanic/Latino	1	1	1	1	1	1	5	1	0	3	0	0	12	4	4
	American Indian/Alaska Native	0	0	0	0	0	0	0	0	0	0	0	0	0	0	0
	Asian	0	0	0	1	1	1	4	0	0	2	1	0	6	3	1
	Black	2	1	1	1	0	0	8	0	0	13	0	0	23	9	9
	Native Hawaiian/Other Pacific Islander	0	0	0	0	0	0	0	0	0	0	0	0	0	0	0
	White	3	3	2	6	3	3	16	6	4	15	2	2	27	13	11
	Two or More Races	0	0	0	1	0	0	0	0	0	1	0	0	2	0	0
	Race and Ethnicity Unknown	0	0	0	0	0	0	2	0	0	1	0	0	1	0	0
<b>Female Total</b>	<b>10</b>	<b>5</b>	<b>4</b>	<b>14</b>	<b>5</b>	<b>5</b>	<b>51</b>	<b>9</b>	<b>6</b>	<b>58</b>	<b>4</b>	<b>2</b>	<b>91</b>	<b>35</b>	<b>27</b>	
Male	Nonresident Alien	7	2	1	11	0	0	20	2	1	21	2	2	14	2	0
	Hispanic/Latino	1	0	0	6	3	3	10	3	3	7	2	2	13	5	5
	American Indian/Alaska Native	0	0	0	0	0	0	0	0	0	2	0	0	0	0	0
	Asian	0	0	0	1	1	1	3	1	1	1	0	0	6	2	2
	Black	2	0	0	8	4	3	11	2	2	8	3	1	18	5	4
	Native Hawaiian/Other Pacific Islander	0	0	0	0	0	0	0	0	0	0	0	0	0	0	0
	White	14	10	10	17	14	11	26	7	6	21	7	6	59	32	28
	Two or More Races	3	3	2	0	0	0	3	1	1	3	1	1	1	1	0
	Race and Ethnicity Unknown	0	0	0	1	1	1	0	0	0	1	0	0	1	1	1
<b>Male Total</b>	<b>27</b>	<b>15</b>	<b>13</b>	<b>44</b>	<b>23</b>	<b>19</b>	<b>73</b>	<b>16</b>	<b>14</b>	<b>64</b>	<b>15</b>	<b>12</b>	<b>112</b>	<b>48</b>	<b>40</b>	
<b>Grand Total</b>	<b>37</b>	<b>20</b>	<b>17</b>	<b>58</b>	<b>28</b>	<b>24</b>	<b>124</b>	<b>25</b>	<b>20</b>	<b>122</b>	<b>19</b>	<b>14</b>	<b>203</b>	<b>83</b>	<b>67</b>	

Source: Admissions Files

Table 8: Graduate Application / Enrollment Funnel - Masters Degree Level

Graduate Admissions - Masters Degree



CIP: 52.1301

Gender	Race/Ethnicity	2016-17			2017-18			2018-19			2019-20			2020-21		
		Applied	Accepted	Enrolled	Applied	Accepted	Enrolled	Applied	Accepted	Enrolled	Applied	Accepted	Enrolled	Applied	Accepted	Enrolled
Female	Nonresident Alien	0	0	0	0	0	0	15	3	0	21	6	2	30	9	2
	Hispanic/Latino	0	0	0	0	0	0	1	1	0	4	3	3	1	1	1
	American Indian/Alaska Native	0	0	0	0	0	0	0	0	0	0	0	0	0	0	0
	Asian	0	0	0	0	0	0	1	1	0	1	1	1	1	0	0
	Black	0	0	0	0	0	0	0	0	0	1	0	0	1	0	0
	Native Hawaiian/Other Pacific Islander	0	0	0	0	0	0	0	0	0	0	0	0	0	0	0
	White	0	0	0	0	0	0	4	3	3	7	2	2	13	6	3
	Two or More Races	0	0	0	0	0	0	0	0	0	1	1	1	0	0	0
	Race and Ethnicity Unknown	0	0	0	0	0	0	0	0	0	0	0	0	0	0	0
<b>Female Total</b>		<b>0</b>	<b>0</b>	<b>0</b>	<b>0</b>	<b>0</b>	<b>0</b>	<b>21</b>	<b>8</b>	<b>3</b>	<b>35</b>	<b>13</b>	<b>9</b>	<b>46</b>	<b>16</b>	<b>6</b>
Male	Nonresident Alien	0	0	0	0	0	0	18	6	2	22	8	3	35	11	2
	Hispanic/Latino	0	0	0	0	0	0	5	3	2	3	1	1	3	3	2
	American Indian/Alaska Native	0	0	0	0	0	0	0	0	0	0	0	0	0	0	0
	Asian	0	0	0	0	0	0	0	0	0	2	2	0	1	0	0
	Black	0	0	0	0	0	0	2	2	2	3	1	1	3	0	0
	Native Hawaiian/Other Pacific Islander	0	0	0	0	0	0	0	0	0	0	0	0	0	0	0
	White	0	0	0	0	0	0	9	8	6	8	7	4	19	17	12
	Two or More Races	0	0	0	0	0	0	0	0	0	0	0	0	2	1	0
	Race and Ethnicity Unknown	0	0	0	0	0	0	0	0	0	0	0	0	0	0	0
<b>Male Total</b>		<b>0</b>	<b>0</b>	<b>0</b>	<b>0</b>	<b>0</b>	<b>0</b>	<b>34</b>	<b>19</b>	<b>12</b>	<b>38</b>	<b>19</b>	<b>9</b>	<b>63</b>	<b>32</b>	<b>16</b>
<b>Master's Total</b>		<b>0</b>	<b>0</b>	<b>0</b>	<b>0</b>	<b>0</b>	<b>0</b>	<b>55</b>	<b>27</b>	<b>15</b>	<b>73</b>	<b>32</b>	<b>18</b>	<b>109</b>	<b>48</b>	<b>22</b>

Source: Admissions Files