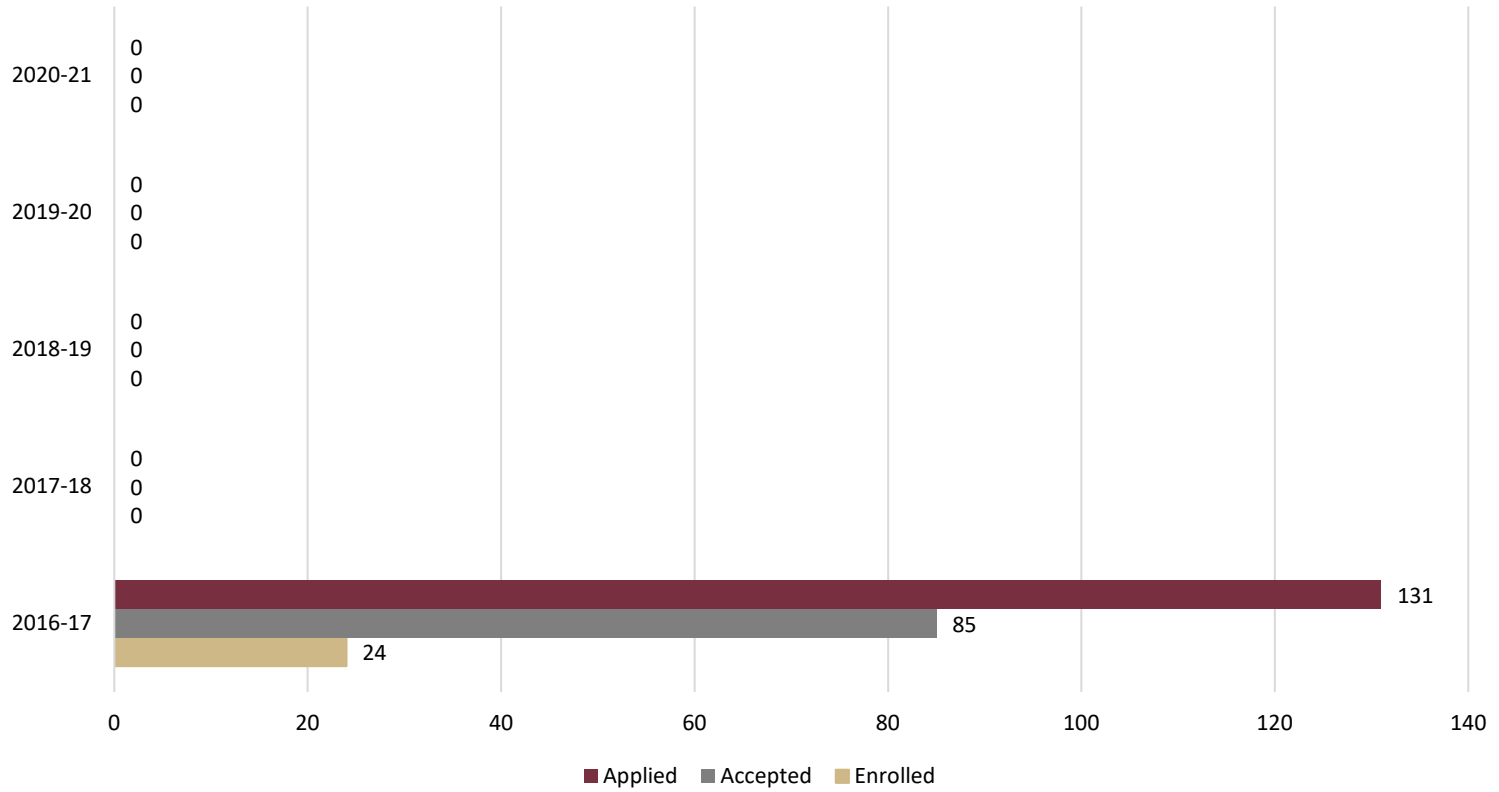


Table 8: Graduate Application / Enrollment Funnel - Masters Degree Level

Graduate Admissions - Masters Degree



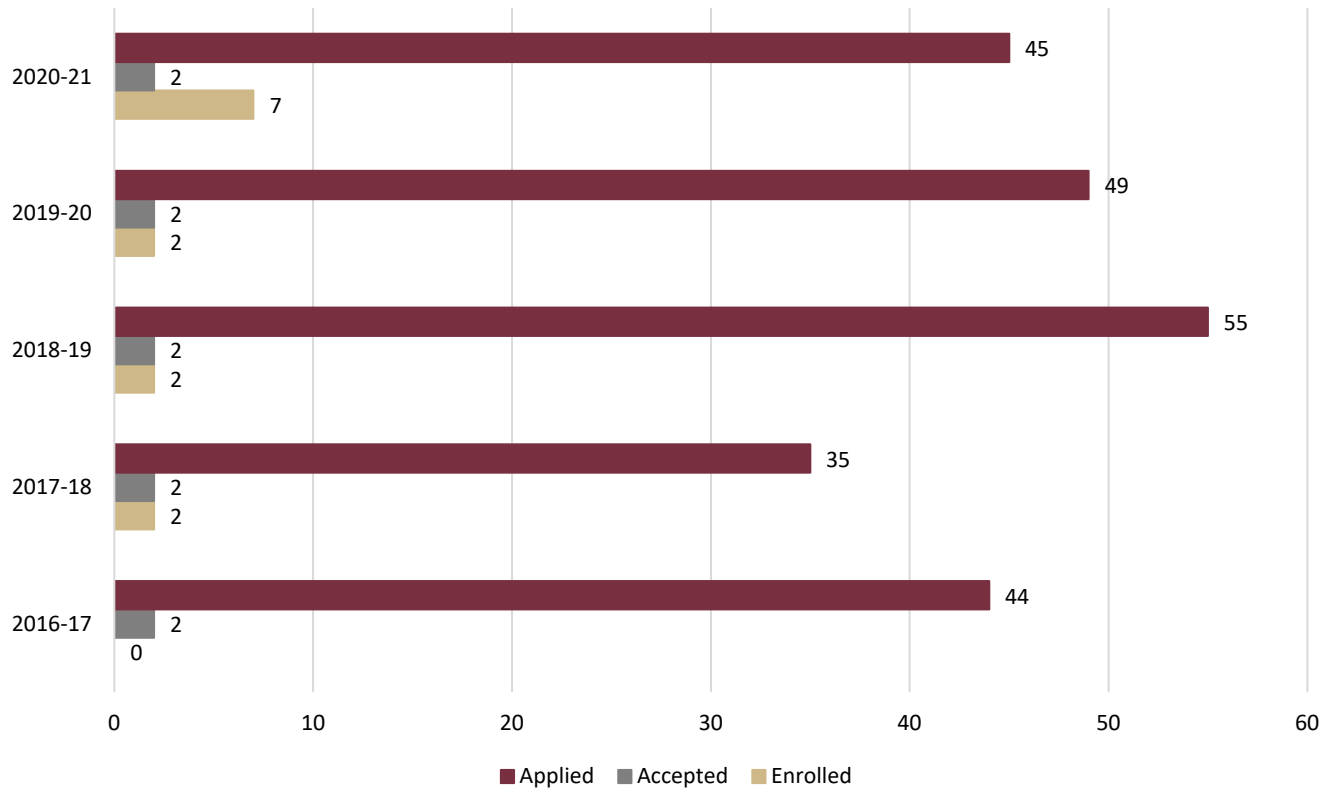
CIP: 52.1401

Gender	Race/Ethnicity	2016-17			2017-18			2018-19			2019-20			2020-21		
		Applied	Accepted	Enrolled	Applied	Accepted	Enrolled	Applied	Accepted	Enrolled	Applied	Accepted	Enrolled	Applied	Accepted	Enrolled
Female	Nonresident Alien	67	49	11	0	0	0	0	0	0	0	0	0	0	0	0
	Hispanic/Latino	4	2	2	0	0	0	0	0	0	0	0	0	0	0	0
	American Indian/Alaska Native	2	1	1	0	0	0	0	0	0	0	0	0	0	0	0
	Asian	0	0	0	0	0	0	0	0	0	0	0	0	0	0	0
	Black	2	1	1	0	0	0	0	0	0	0	0	0	0	0	0
	Native Hawaiian/Other Pacific Islander	0	0	0	0	0	0	0	0	0	0	0	0	0	0	0
	White	4	3	3	0	0	0	0	0	0	0	0	0	0	0	0
	Two or More Races	0	0	0	0	0	0	0	0	0	0	0	0	0	0	0
	Race and Ethnicity Unknown	0	0	0	0	0	0	0	0	0	0	0	0	0	0	0
<b>Female Total</b>	<b>79</b>	<b>56</b>	<b>18</b>	<b>0</b>	<b>0</b>	<b>0</b>	<b>0</b>	<b>0</b>	<b>0</b>	<b>0</b>	<b>0</b>	<b>0</b>	<b>0</b>	<b>0</b>	<b>0</b>	
Male	Nonresident Alien	43	25	3	0	0	0	0	0	0	0	0	0	0	0	0
	Hispanic/Latino	2	1	1	0	0	0	0	0	0	0	0	0	0	0	0
	American Indian/Alaska Native	0	0	0	0	0	0	0	0	0	0	0	0	0	0	0
	Asian	1	1	1	0	0	0	0	0	0	0	0	0	0	0	0
	Black	2	0	0	0	0	0	0	0	0	0	0	0	0	0	0
	Native Hawaiian/Other Pacific Islander	0	0	0	0	0	0	0	0	0	0	0	0	0	0	0
	White	3	2	1	0	0	0	0	0	0	0	0	0	0	0	0
	Two or More Races	0	0	0	0	0	0	0	0	0	0	0	0	0	0	0
	Race and Ethnicity Unknown	1	0	0	0	0	0	0	0	0	0	0	0	0	0	0
<b>Male Total</b>	<b>52</b>	<b>29</b>	<b>6</b>	<b>0</b>	<b>0</b>	<b>0</b>	<b>0</b>	<b>0</b>	<b>0</b>	<b>0</b>	<b>0</b>	<b>0</b>	<b>0</b>	<b>0</b>	<b>0</b>	
<b>Master's Total</b>	<b>131</b>	<b>85</b>	<b>24</b>	<b>0</b>	<b>0</b>	<b>0</b>	<b>0</b>	<b>0</b>	<b>0</b>	<b>0</b>	<b>0</b>	<b>0</b>	<b>0</b>	<b>0</b>	<b>0</b>	

Source: Admissions Files

Table 8: Graduate Application / Enrollment Funnel - Doctoral Degree Level

Graduate Admissions - Doctoral Degree



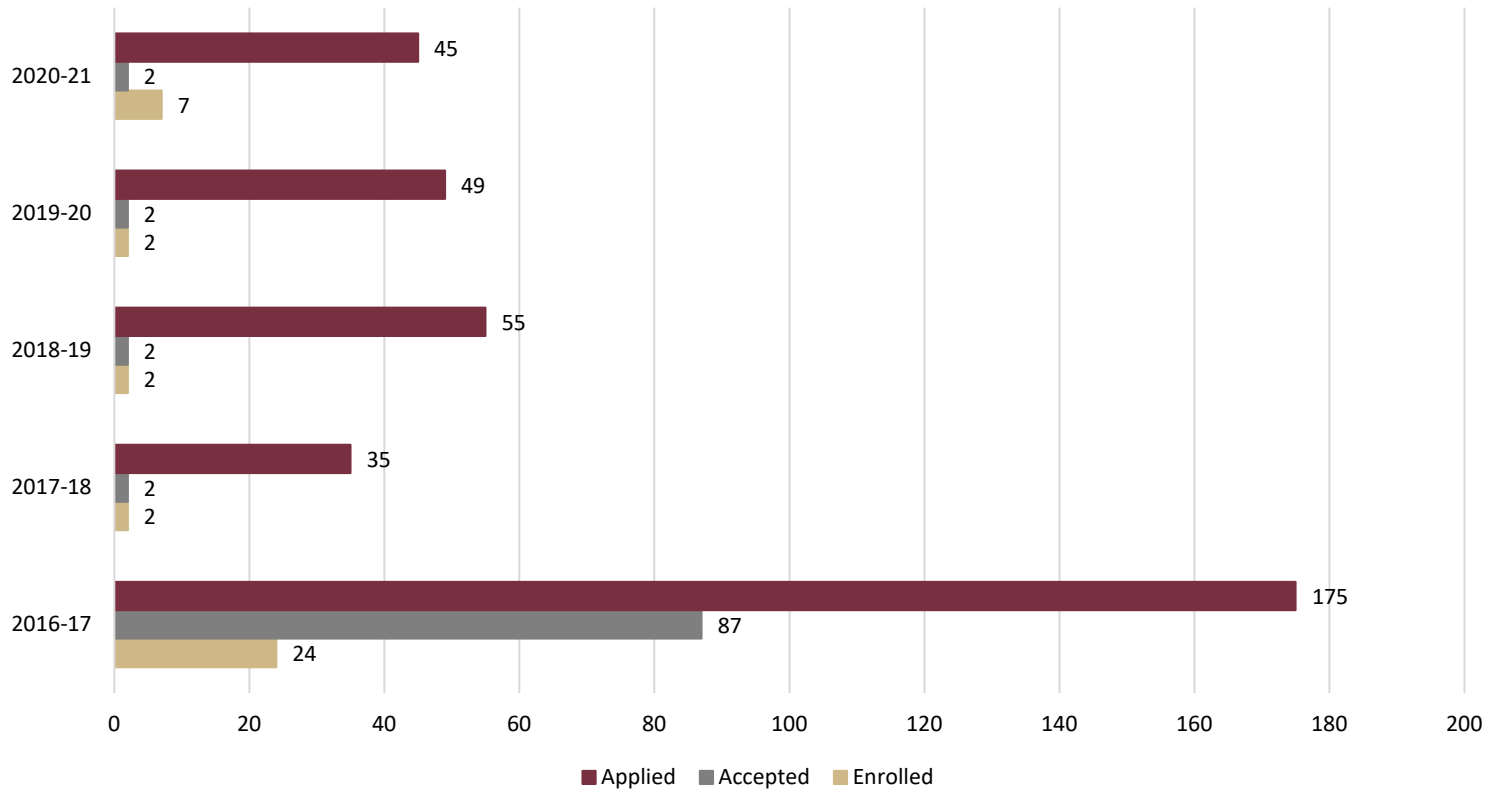
CIP: 52.0101

Gender	Race/Ethnicity	2016-17			2017-18			2018-19			2019-20			2020-21		
		Applied	Accepted	Enrolled	Applied	Accepted	Enrolled	Applied	Accepted	Enrolled	Applied	Accepted	Enrolled	Applied	Accepted	Enrolled
Female	Nonresident Alien	15	0	0	7	0	0	15	0	0	18	0	0	15	1	3
	Hispanic/Latino	0	0	0	0	0	0	1	0	0	2	0	0	1	0	1
	American Indian/Alaska Native	0	0	0	0	0	0	0	0	0	0	0	0	0	0	0
	Asian	0	0	0	0	0	0	1	0	0	0	0	0	0	0	0
	Black	0	0	0	1	0	0	0	0	0	0	0	0	2	0	0
	Native Hawaiian/Other Pacific Islander	0	0	0	0	0	0	0	0	0	0	0	0	0	0	0
	White	5	1	0	5	1	1	3	1	1	4	1	1	1	1	0
	Two or More Races	0	0	0	0	0	0	0	0	0	0	0	0	1	0	0
	Race and Ethnicity Unknown	0	0	0	0	0	0	0	0	0	0	0	0	0	0	0
<b>Female Total</b>	<b>20</b>	<b>1</b>	<b>0</b>	<b>13</b>	<b>1</b>	<b>1</b>	<b>20</b>	<b>1</b>	<b>1</b>	<b>24</b>	<b>1</b>	<b>1</b>	<b>20</b>	<b>2</b>	<b>4</b>	
Male	Nonresident Alien	19	0	0	15	0	0	26	0	0	17	0	0	20	0	3
	Hispanic/Latino	0	0	0	1	0	0	0	0	0	1	1	1	0	0	0
	American Indian/Alaska Native	0	0	0	0	0	0	0	0	0	0	0	0	0	0	0
	Asian	0	0	0	0	0	0	0	0	0	2	0	0	0	0	0
	Black	1	0	0	1	0	0	0	0	0	1	0	0	0	0	0
	Native Hawaiian/Other Pacific Islander	0	0	0	0	0	0	0	0	0	0	0	0	1	0	0
	White	4	1	0	4	1	1	6	1	1	4	0	0	4	0	0
	Two or More Races	0	0	0	0	0	0	3	0	0	0	0	0	0	0	0
	Race and Ethnicity Unknown	0	0	0	1	0	0	0	0	0	0	0	0	0	0	0
<b>Male Total</b>	<b>24</b>	<b>1</b>	<b>0</b>	<b>22</b>	<b>1</b>	<b>1</b>	<b>35</b>	<b>1</b>	<b>1</b>	<b>25</b>	<b>1</b>	<b>1</b>	<b>25</b>	<b>0</b>	<b>3</b>	
<b>Doctorate Total</b>	<b>44</b>	<b>2</b>	<b>0</b>	<b>35</b>	<b>2</b>	<b>2</b>	<b>55</b>	<b>2</b>	<b>2</b>	<b>49</b>	<b>2</b>	<b>2</b>	<b>45</b>	<b>2</b>	<b>7</b>	

Source: Admissions Files

Table 8: Graduate Application / Enrollment Funnel - Masters and Doctoral Degree Levels

Graduate Admissions - Masters and Doctoral Degree



CIP: 52.1401 and CIP: 52.0101

Gender	Race/Ethnicity	2016-17			2017-18			2018-19			2019-20			2020-21		
		Applied	Accepted	Enrolled	Applied	Accepted	Enrolled	Applied	Accepted	Enrolled	Applied	Accepted	Enrolled	Applied	Accepted	Enrolled
Female	Nonresident Alien	82	49	11	7	0	0	15	0	0	18	0	0	15	1	3
	Hispanic/Latino	4	2	2	0	0	0	1	0	0	2	0	0	1	0	1
	American Indian/Alaska Native	2	1	1	0	0	0	0	0	0	0	0	0	0	0	0
	Asian	0	0	0	0	0	0	1	0	0	0	0	0	0	0	0
	Black	2	1	1	1	0	0	0	0	0	0	0	0	2	0	0
	Native Hawaiian/Other Pacific Islander	0	0	0	0	0	0	0	0	0	0	0	0	0	0	0
	White	9	4	3	5	1	1	3	1	1	4	1	1	1	1	0
	Two or More Races	0	0	0	0	0	0	0	0	0	0	0	0	1	0	0
	Race and Ethnicity Unknown	0	0	0	0	0	0	0	0	0	0	0	0	0	0	0
<b>Female Total</b>	<b>99</b>	<b>57</b>	<b>18</b>	<b>13</b>	<b>1</b>	<b>1</b>	<b>20</b>	<b>1</b>	<b>1</b>	<b>24</b>	<b>1</b>	<b>1</b>	<b>20</b>	<b>2</b>	<b>4</b>	
Male	Nonresident Alien	62	25	3	15	0	0	26	0	0	17	0	0	20	0	3
	Hispanic/Latino	2	1	1	1	0	0	0	0	0	1	1	1	0	0	0
	American Indian/Alaska Native	0	0	0	0	0	0	0	0	0	0	0	0	0	0	0
	Asian	1	1	1	0	0	0	0	0	0	2	0	0	0	0	0
	Black	3	0	0	1	0	0	0	0	0	1	0	0	0	0	0
	Native Hawaiian/Other Pacific Islander	0	0	0	0	0	0	0	0	0	0	0	0	1	0	0
	White	7	3	1	4	1	1	6	1	1	4	0	0	4	0	0
	Two or More Races	0	0	0	0	0	0	3	0	0	0	0	0	0	0	0
	Race and Ethnicity Unknown	1	0	0	1	0	0	0	0	0	0	0	0	0	0	0
<b>Male Total</b>	<b>76</b>	<b>30</b>	<b>6</b>	<b>22</b>	<b>1</b>	<b>1</b>	<b>35</b>	<b>1</b>	<b>1</b>	<b>25</b>	<b>1</b>	<b>1</b>	<b>25</b>	<b>0</b>	<b>3</b>	
<b>Grand Total</b>	<b>175</b>	<b>87</b>	<b>24</b>	<b>35</b>	<b>2</b>	<b>2</b>	<b>55</b>	<b>2</b>	<b>2</b>	<b>49</b>	<b>2</b>	<b>2</b>	<b>45</b>	<b>2</b>	<b>7</b>	