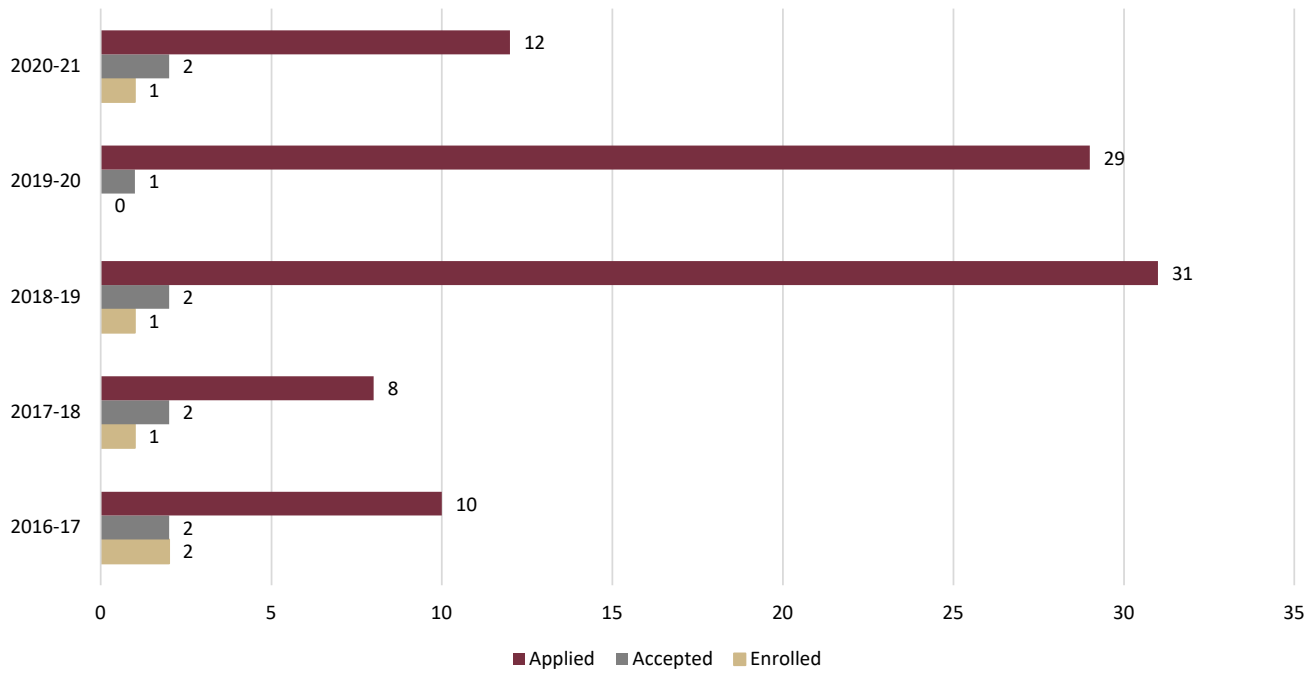


Table 8: Graduate Application / Enrollment Funnel - Masters Degree Level

Graduate Admissions - Masters Degree



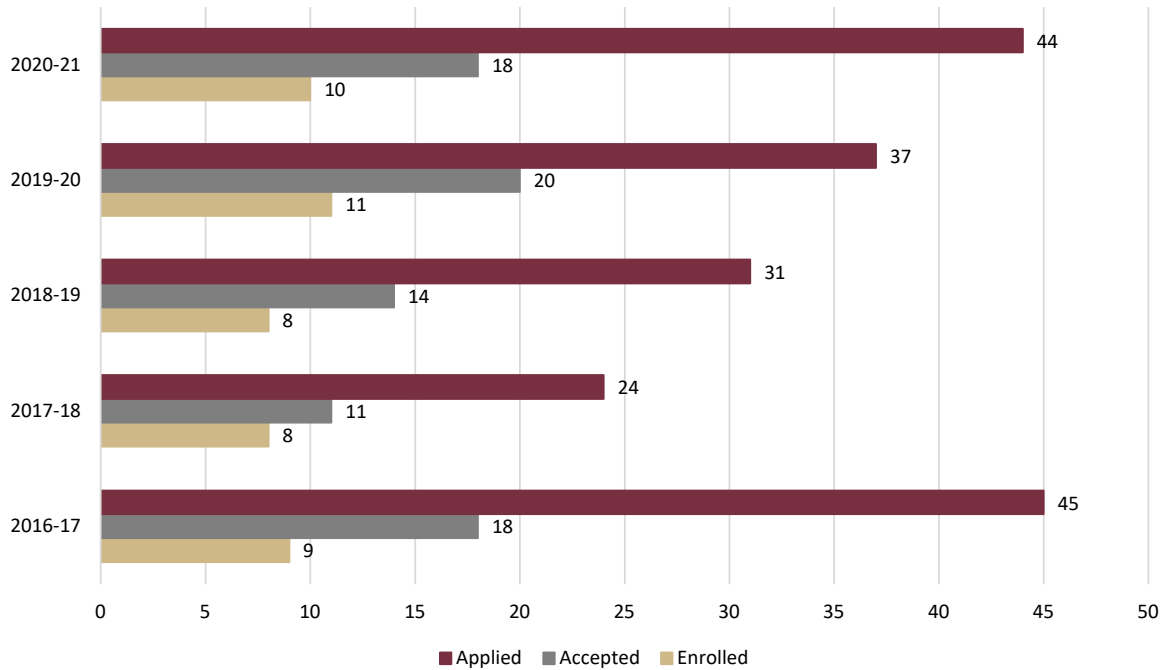
CIP: 45.1101

Gender	Race/Ethnicity	2016-17			2017-18			2018-19			2019-20			2020-21		
		Applied	Accepted	Enrolled	Applied	Accepted	Enrolled	Applied	Accepted	Enrolled	Applied	Accepted	Enrolled	Applied	Accepted	Enrolled
Female	Nonresident Alien	2	0	0	2	0	0	3	0	0	2	0	0	5	0	0
	Hispanic/Latino	2	0	0	1	0	0	3	0	0	3	0	0	3	1	1
	American Indian/Alaska Native	0	0	0	0	0	0	0	0	0	0	0	0	0	0	0
	Asian	0	0	0	0	0	0	0	0	0	1	0	0	0	0	0
	Black	1	0	0	2	1	0	8	1	1	6	0	0	0	0	0
	Native Hawaiian/Other Pacific Islander	0	0	0	0	0	0	0	0	0	0	0	0	0	0	0
	White	2	1	1	1	1	1	5	1	0	4	0	0	2	1	0
	Two or More Races	1	0	0	0	0	0	1	0	0	2	0	0	0	0	0
	Race and Ethnicity Unknown	0	0	0	0	0	0	0	0	0	0	0	0	0	0	0
<b>Female Total</b>	<b>8</b>	<b>1</b>	<b>1</b>	<b>6</b>	<b>2</b>	<b>1</b>	<b>20</b>	<b>2</b>	<b>1</b>	<b>18</b>	<b>0</b>	<b>0</b>	<b>10</b>	<b>2</b>	<b>1</b>	
Male	Nonresident Alien	1	0	0	1	0	0	5	0	0	2	0	0	2	0	0
	Hispanic/Latino	0	0	0	0	0	0	1	0	0	3	1	0	0	0	0
	American Indian/Alaska Native	0	0	0	0	0	0	0	0	0	0	0	0	0	0	0
	Asian	0	0	0	0	0	0	0	0	0	0	0	0	0	0	0
	Black	0	0	0	0	0	0	5	0	0	3	0	0	0	0	0
	Native Hawaiian/Other Pacific Islander	0	0	0	0	0	0	0	0	0	1	0	0	0	0	0
	White	1	1	1	1	0	0	0	0	0	2	0	0	0	0	0
	Two or More Races	0	0	0	0	0	0	0	0	0	0	0	0	0	0	0
	Race and Ethnicity Unknown	0	0	0	0	0	0	0	0	0	0	0	0	0	0	0
<b>Male Total</b>	<b>2</b>	<b>1</b>	<b>1</b>	<b>2</b>	<b>0</b>	<b>0</b>	<b>11</b>	<b>0</b>	<b>0</b>	<b>11</b>	<b>1</b>	<b>0</b>	<b>2</b>	<b>0</b>	<b>0</b>	
<b>Master's Total</b>	<b>10</b>	<b>2</b>	<b>2</b>	<b>8</b>	<b>2</b>	<b>1</b>	<b>31</b>	<b>2</b>	<b>1</b>	<b>29</b>	<b>1</b>	<b>0</b>	<b>12</b>	<b>2</b>	<b>1</b>	

Source: Admissions Files

Table 8: Graduate Application / Enrollment Funnel - Doctoral Degree Level

Graduate Admissions - Doctoral Degree



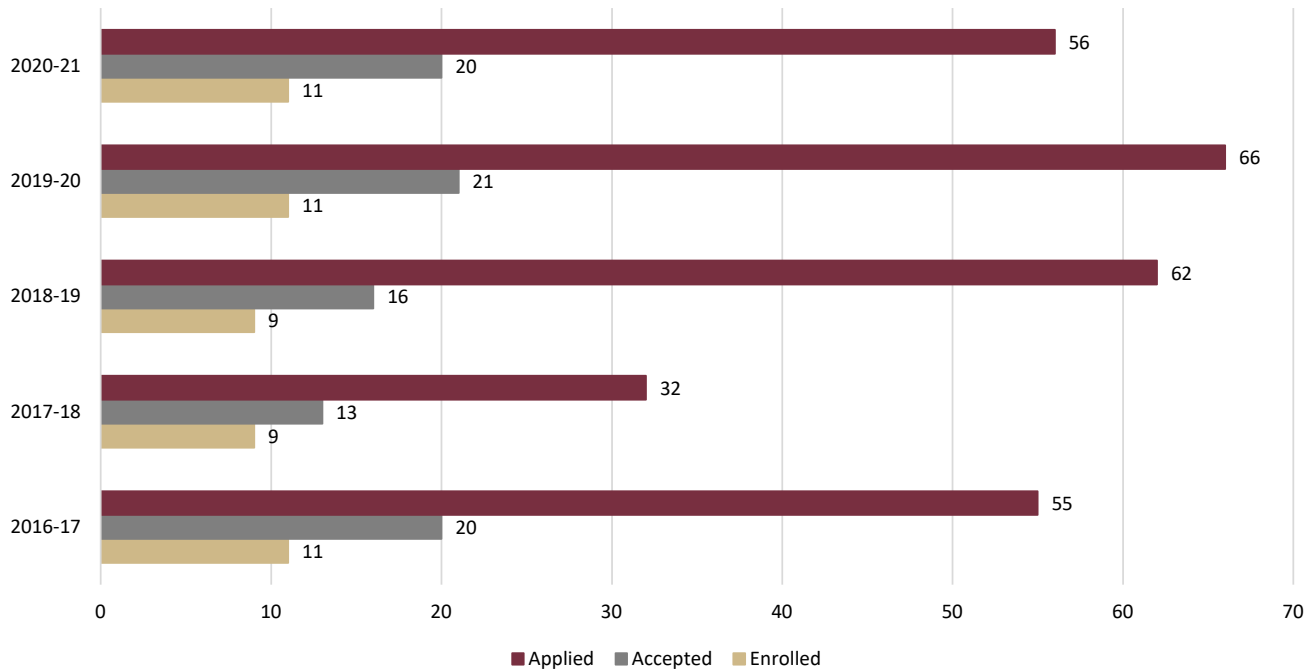
CIP: 45.1101

Gender	Race/Ethnicity	2016-17			2017-18			2018-19			2019-20			2020-21		
		Applied	Accepted	Enrolled	Applied	Accepted	Enrolled	Applied	Accepted	Enrolled	Applied	Accepted	Enrolled	Applied	Accepted	Enrolled
Female	Nonresident Alien	6	3	1	5	0	0	4	0	0	5	4	1	7	1	0
	Hispanic/Latino	3	1	1	4	2	2	1	1	1	2	1	0	5	3	1
	American Indian/Alaska Native	0	0	0	0	0	0	0	0	0	0	0	0	0	0	0
	Asian	0	0	0	0	0	0	1	1	0	0	0	0	1	1	1
	Black	4	1	1	1	1	0	2	0	0	4	2	1	6	0	0
	Native Hawaiian/Other Pacific Islander	0	0	0	0	0	0	0	0	0	0	0	0	0	0	0
	White	14	5	2	4	3	2	6	4	1	8	7	4	14	7	5
	Two or More Races	0	0	0	0	0	0	3	2	2	0	0	0	0	0	0
	Race and Ethnicity Unknown	1	0	0	0	0	0	0	0	0	0	0	0	0	0	0
<b>Female Total</b>	<b>28</b>	<b>10</b>	<b>5</b>	<b>14</b>	<b>6</b>	<b>4</b>	<b>17</b>	<b>8</b>	<b>4</b>	<b>19</b>	<b>14</b>	<b>6</b>	<b>33</b>	<b>12</b>	<b>7</b>	
Male	Nonresident Alien	5	0	0	3	0	0	5	1	1	6	1	0	0	0	0
	Hispanic/Latino	4	2	1	1	0	0	1	1	1	0	0	0	2	1	0
	American Indian/Alaska Native	0	0	0	0	0	0	0	0	0	0	0	0	0	0	0
	Asian	0	0	0	0	0	0	0	0	0	0	0	0	0	0	0
	Black	4	3	1	2	1	0	0	0	0	3	2	2	2	1	0
	Native Hawaiian/Other Pacific Islander	0	0	0	0	0	0	0	0	0	0	0	0	0	0	0
	White	3	2	2	4	4	4	7	4	2	9	3	3	6	3	2
	Two or More Races	0	0	0	0	0	0	1	0	0	0	0	0	0	0	0
	Race and Ethnicity Unknown	1	1	0	0	0	0	0	0	0	0	0	0	1	1	1
<b>Male Total</b>	<b>17</b>	<b>8</b>	<b>4</b>	<b>10</b>	<b>5</b>	<b>4</b>	<b>14</b>	<b>6</b>	<b>4</b>	<b>18</b>	<b>6</b>	<b>5</b>	<b>11</b>	<b>6</b>	<b>3</b>	
<b>Doctorate Total</b>	<b>45</b>	<b>18</b>	<b>9</b>	<b>24</b>	<b>11</b>	<b>8</b>	<b>31</b>	<b>14</b>	<b>8</b>	<b>37</b>	<b>20</b>	<b>11</b>	<b>44</b>	<b>18</b>	<b>10</b>	

Source: Admissions Files

Table 8: Graduate Application / Enrollment Funnel - Masters and Doctoral Degree Levels

Graduate Admissions - Masters and Doctoral Degree



CIP: 45.1101

Gender	Race/Ethnicity	2016-17			2017-18			2018-19			2019-20			2020-21		
		Applied	Accepted	Enrolled	Applied	Accepted	Enrolled	Applied	Accepted	Enrolled	Applied	Accepted	Enrolled	Applied	Accepted	Enrolled
Female	Nonresident Alien	8	3	1	7	0	0	7	0	0	7	4	1	12	1	0
	Hispanic/Latino	5	1	1	5	2	2	4	1	1	5	1	0	8	4	2
	American Indian/Alaska Native	0	0	0	0	0	0	0	0	0	0	0	0	0	0	0
	Asian	0	0	0	0	0	0	1	1	0	1	0	0	1	1	1
	Black	5	1	1	3	2	0	10	1	1	10	2	1	6	0	0
	Native Hawaiian/Other Pacific Islander	0	0	0	0	0	0	0	0	0	0	0	0	0	0	0
	White	16	6	3	5	4	3	11	5	1	12	7	4	16	8	5
	Two or More Races	1	0	0	0	0	0	4	2	2	2	0	0	0	0	0
	Race and Ethnicity Unknown	1	0	0	0	0	0	0	0	0	0	0	0	0	0	0
<b>Female Total</b>	<b>36</b>	<b>11</b>	<b>6</b>	<b>20</b>	<b>8</b>	<b>5</b>	<b>37</b>	<b>10</b>	<b>5</b>	<b>37</b>	<b>14</b>	<b>6</b>	<b>43</b>	<b>14</b>	<b>8</b>	
Male	Nonresident Alien	6	0	0	4	0	0	10	1	1	8	1	0	2	0	0
	Hispanic/Latino	4	2	1	1	0	0	2	1	1	3	1	0	2	1	0
	American Indian/Alaska Native	0	0	0	0	0	0	0	0	0	0	0	0	0	0	0
	Asian	0	0	0	0	0	0	0	0	0	0	0	0	0	0	0
	Black	4	3	1	2	1	0	5	0	0	6	2	2	2	1	0
	Native Hawaiian/Other Pacific Islander	0	0	0	0	0	0	0	0	0	1	0	0	0	0	0
	White	4	3	3	5	4	4	7	4	2	11	3	3	6	3	2
	Two or More Races	0	0	0	0	0	0	1	0	0	0	0	0	0	0	0
	Race and Ethnicity Unknown	1	1	0	0	0	0	0	0	0	0	0	0	1	1	1
<b>Male Total</b>	<b>19</b>	<b>9</b>	<b>5</b>	<b>12</b>	<b>5</b>	<b>4</b>	<b>25</b>	<b>6</b>	<b>4</b>	<b>29</b>	<b>7</b>	<b>5</b>	<b>13</b>	<b>6</b>	<b>3</b>	
<b>Grand Total</b>	<b>55</b>	<b>20</b>	<b>11</b>	<b>32</b>	<b>13</b>	<b>9</b>	<b>62</b>	<b>16</b>	<b>9</b>	<b>66</b>	<b>21</b>	<b>11</b>	<b>56</b>	<b>20</b>	<b>11</b>	

Source: Admissions Files